

**Schuyler-Steuben-Chemung-Tioga-Allegany
Board of Cooperative Educational Services**
9579 Vocational Drive, Painted Post, New York 14870-9518
Phone (607) 962-3175, 739-3581 or 324-7880 Fax (607) 654-2302

REORGANIZATIONAL BOARD MEETING**Tuesday, July 9, 2019****Coopers Education Center, Building #8, DL Room****5:30 p.m.**

- PRESENT:** Neil Bulkley, Don Keddell, Alice Learn, Matt Maloney, Bill Peoples, Jr., Brian O'Donnell, Tom Phillips, Gary Scott, Bob Wheeler
- EXCUSED:** Amy Dlugos, Mark Lemmon
- ALSO PRESENT:** District Superintendent James Frame
Cabinet Members: Brian Bentley, Patricia Cardona, Doug Johnson, Vince Moschetti, Linda Perry, Stacy Saglibene, Chuck Stefanini, Matt Talada, Sarah Vakkas; Board Clerk Kate Taylor; Guest: Caitlin Keller

1. Call to Order and Pledge of Allegiance - District Superintendent Frame

District Superintendent Frame called the meeting to order and led the Pledge of Allegiance at 5:34 p.m.

Jim welcomed BOCES employee, Caitlin Keller, who is enrolled in the Brockport administrative program.

2. Acceptance of the Agenda

20-001

Upon the motion of Learn, seconded by Scott, it was resolved to accept the agenda.

CARRIED UNANIMOUSLY

3. Appointment of Kathleen Taylor as Board Clerk for the 2019-2020 fiscal year, to remain in effect until the next Annual Reorganizational Meeting, or upon termination of services

20-002

Upon the motion of Learn, seconded by Bulkley, it was resolved to appoint Kathleen Taylor as Board Clerk for the 2018-2019 fiscal year.

CARRIED UNANIMOUSLY

4. Oath of Office to Re-Elected and Newly Elected Board of Education Members
(Neil Bulkley, Mark Lemmon, Matthew Maloney, Brian O'Donnell, Thomas Phillips)

District Superintendent Frame administered the Oath of Office to Board Members Neil Bulkley, Matthew Maloney, Brian O'Donnell, and Thomas Phillips. Mark Lemmon was not present and will take the Oath of Office at the August meeting.

5. Election and Oath of Officers of the Board of Education

20-003

A. Election of Board President & Oath of Office (conducted by District Superintendent Frame)

Alice Learn nominated Donald Keddell as Board President, seconded by Bill Peoples. Upon the motion of Scott, seconded by Wheeler, it was resolved to close nominations. Nominations being closed, the Board unanimously re-elected Donald Keddell to the position of President of the GST BOCES Board of Education for the fiscal year 2019-2020.

CARRIED UNANIMOUSLY

20-004

B. Election of Board Vice President & Oath of Office (conducted by Board President)

Bob Wheeler nominated Alice Learn as Board Vice President, seconded by Neil Bulkley. Upon the motion of Scott, seconded by Maloney, it was resolved to close nominations. Nominations being closed, the Board unanimously elected Alice Learn to the position of Vice President of the GST BOCES Board of Education for the fiscal year 2019-2020.

CARRIED UNANIMOUSLY

District Superintendent Frame administered the Oath of Office to Board President Don Keddell and Board Vice President Alice Learn.

6. Appointments

20-005

Upon the motion of Scott, seconded by Bulkley, it was resolved to appoint the following to the indicated positions for the 2019-2020 fiscal year, to remain in effect until the next Annual Reorganizational Meeting, or upon termination of services:

- A. Deputy Board Clerk Tina Watson
- B. Treasurer..... Janice Conley
- C. Deputy Treasurer Kim Mehlenbacher
- D. Internal Claims Auditor Christina Beuter
- E. Deputy Internal Claims Auditors Melissa Manchester
- F. School Physician Guthrie Clinic Occupational Medicine,
Sayre and Big Flats Offices
Dr. Theodore Them
Dr. Anthony Grippo
Karol White, NP
- G. School Physician for Employee Related Needs Guthrie Clinic Occupational Medicine,
Corning and Big Flats Offices
Ann Klinger, NP
Dr. Sheila Butler
WellNow Urgent Care, Elmira
Becky Bjorak, NP
Kristen Hepfner, NP
Jessica Price, NP
Kellen Kreger, PA
- H. School Physician as Independent Service
Providers for Student Related Needs Guthrie Southern Tier Pediatrics
Dr. Laura Leonard
- I. School Attorney Sayles & Evans
Aaron Alsheimer, Esq. of Counsel
- J. Special Counsel, Independent Servicer Provider ... Hogan, Sarzynski, Lynch, DeWind,
& Gregory, LLP
Bond, Schoeneck, & King, PLLC
- K. Student Accounts and Activities as noted below
 - 1. Bush Education Center
 - Central Treasurer Sally Dillon
 - Deputy Central Treasurer..... Tamera Edsall
 - Auditor Janice Conley

2. Coopers Education Center
 Central Treasurer Tina Parker
 Deputy Central Treasurer Susan Hamilton
 Auditor Janice Conley
3. Wildwood Education Center
 Central Treasurer Michelle Chamberlin
 Deputy Central Treasurer Sharyl Hammond
 Auditor Janice Conley
- L. Independent Auditor Insero & Co.
- M. Records Retention and Disposition Officer C. Douglas Johnson
- N. Records Access Officer C. Douglas Johnson
- O. Purchasing Agent Elizabeth Guild
- P. Deputy Purchasing Agent T. Gregory Dale
- Q. Civil Rights Compliance Officer (Dignity for All Students Act, Section 504 and Title IX) C. Douglas Johnson
- R. Chief Information Officer Samuel Gauss
- S. Asbestos Hazard Energy Response Act Officer (AHERA) Brian Bentley
- T. Designated Educational Official under SAVE Sarah Vakkas
- U. Integrity Officer Sarah Vakkas
- V. Medicaid Compliance Officer Charles Stefanini
- W. Lead Evaluators as noted below
- | | |
|------------------------|------------------------|
| 1. Jeffrey Berdine | 17. Jason Oliver |
| 2. Deidre Burchett | 18. Angela Olkey |
| 3. Jessica Carpenter | 19. Richard Perkins |
| 4. Sally Deane-Moshier | 20. Linda Perry |
| 5. Jesse Ferris | 21. Patricia Rhinehart |
| 6. Sara Fontana | 22. Stacy Saglibene |
| 7. Sam Gauss | 23. Lisa Sanford |
| 8. Christine Gill | 24. Erin Schiavone |
| 9. Joelle Groff | 25. Rob Sherburne |
| 10. Colleen Hurd | 26. Ann Sincock |
| 11. Paula Koehler | 27. Myia Smith |
| 12. Lori Krelie | 28. Stephanie Stephens |
| 13. Danielle Major | 29. Matt Talada |
| 14. Katie McDonough | 30. Sarah Vakkas |
| 15. Kristen Miller | 31. Kathyne Wood |
| 16. Corey Nicholson | |
- X. Dignity Act Coordinators as noted below
- | | |
|------------------------|---------------------|
| 1. Jeffrey Berdine | 7. Lori Krelie |
| 2. Sally Deane-Moshier | 8. Danielle Major |
| 3. Jesse Ferris | 9. Katie McDonough |
| 4. Sam Gauss | 10. Richard Perkins |
| 5. Colleen Hurd | 11. Rob Sherburne |
| 6. Paula Koehler | 12. Kathyne Wood |
- Y. Designated Board Committees as noted below
1. GST BOCES Audit and Finance Subcommittee
Neil Bulkley, Amy Dlugos, Thomas Phillips, Gary Scott
 2. GST BOCES Facilities Inspection Subcommittee
Matthew Maloney, Williams Peoples, Jr., Robert Wheeler
 3. GST BOCES Policy Development Subcommittee
Donald Keddell, Alice Learn, Mark Lemmon, Brian O'Donnell
- Z. Attendance Supervision Officers as noted below
1. Career and Technical Education
 Bush Education Center Virginia Hatfield
 Coopers Education Center Susan Hamilton
 Wildwood Education Center Sharyl Hammond

2. Special Education

Bush Education Center Stephanie Davis
 Bath/Campbell-Savona/Corning/Hornell Host Sites Melanie Coots
 Elmira/Elmira Heights/Horseheads Host Sites Stephanie Davis
 Itinerants Michele Hibbard

CARRIED UNANIMOUSLY

7. **Designations**

20-006

Upon the motion of Wheeler, seconded by Learn, the following designations were approved:

A. Official Depository

It is hereby resolved that M&T Bank, J.P. Morgan Chase Bank, Chemung Canal Trust Company, Five Star Bank, Steuben Trust, Bancorp Bank, New York Liquid Asset Fund, and others as needed are designated for checking and/or savings, for fiscal year 2019-2020 as shown on the attached detailed list.

B. Board of Education Meetings

It is hereby resolved that the date and time for holding BOCES Board of Education Meetings are as follows:

REORGANIZATIONAL & REGULAR	July 9	5:30 p.m.	Coopers, Bldg. 8, DL Room
REGULAR	August 6	5:30 p.m.	Coopers, Bldg. 8, DL Room
REGULAR	August 27	5:30 p.m.	Coopers, Bldg. 8, DL Room
NO MEETING	September	-	-
REGULAR	October 1	5:30 p.m.	Wildwood, Bldg. 1, DL Room
REGULAR	November 5	5:30 p.m.	Bush, Bldg. 1, DL Room
REGULAR	December 3	5:30 p.m.	Coopers, Bldg. 8, DL Room
REGULAR	January 7	5:30 p.m.	Coopers, Bldg. 8, DL Room
REGULAR	February 4	5:30 p.m.	Coopers, Bldg. 8, DL Room
REGULAR	March 3	5:30 p.m.	Coopers, Bldg. 8, DL Room
REGULAR ANNUAL	April 14	5:00 p.m. 6:30 p.m.	Coopers, Bldg. 7, Room #110 Coopers, Bldg. 7, Cafeteria
REGULAR	May 12	5:30 p.m.	Coopers, Bldg. 8, DL Room
REGULAR	June 2	5:30 p.m.	Coopers, Bldg. 8, DL Room

C. Official Newspapers

It is hereby resolved that the Star-Gazette of Elmira, New York and the Evening Tribune of Hornell, New York are designated as the official newspapers for fiscal year 2019-2020.

CARRIED UNANIMOUSLY

8. **Authorizations**

20-007

Upon the motion of Scott, seconded by Maloney, the following authorizations were approved:

A. Certification of Payroll

It is hereby resolved that the Director of Human Resources and Employee Relations, C. Douglas Johnson, is authorized to certify payroll and that District Superintendent James Frame is authorized to certify payroll in the absence of C. Douglas Johnson for fiscal year 2019-2020.

B. Approval of Staff and Board Member Conference Attendance and Expenses

It is hereby resolved that District Superintendent James Frame or his designees are appointed to approve all conference attendance and expenses for fiscal year 2019-2020.

C. Establishment of Petty Cash Funds

It is hereby resolved that the establishment of Petty Cash Funds in the amounts designated and custodians thereof on the attached list is established and that the Treasurer and/or Deputy Treasurer are responsible for maintaining funds for fiscal year 2019-2020.

D. Signatures on Checks

It is hereby resolved that authorization to sign checks for the 2019-2020 fiscal year is given to the following listed personnel:

All Checks

Janice Conley
Kim Mehlenbacher

Student Activity Accounts

Bush Education Center:

Sally Dillon
Tamera Edsall

Coopers Education Center:

Tina Parker
Susan Hamilton

Wildwood Education Center:

Michelle Chamberlin
Sharyl Hammond

E. Budget Transfers

It is hereby resolved that authorization is granted to District Superintendent James Frame or his designee to approve Budget Transfers up to \$10,000 for fiscal year 2019-2020.

F. Apply for Grants

It is hereby resolved that District Superintendent Frame or his designee is authorized to approve applications for grants for fiscal year 2019-2020.

G. Employment of Temporary, Substitute, Full-Time and Part-Time Employees

It is hereby resolved that authorization is granted to District Superintendent James Frame to employ temporary, substitute, full-time and part-time employees on an interim basis for fiscal year 2019-2020 until such time as the Board of Education is able to act upon a formal recommendation for appointment.

H. Internal Controls Procedure

It is hereby resolved that the attached Internal Controls Procedure is accepted for fiscal year 2019-2020.

I. Legal Indemnification

It is resolved that the Board does and hereby approved legal indemnification of Board Members, Officers, the District Superintendent and School Administrators against all uninsured financial or property loss arising out of any proceeding, claim, demand, suit, tort, arbitration or judgment by reason of alleged negligence or other conduct resulting in bodily or other injury to any person or damage to the property of any person committed while Board Member, Officer, District Superintendent, and School Administrator is acting within the scope of his/her employment or at the discretion of the Board of Education for fiscal year 2019-2020.

J. Liability Insurance

It is hereby resolved that the Board does and hereby approves the liability insurance carrier to be Utica National Insurance Company for fiscal year 2019-2020.

K. Employee Theft (Bonding)

It is hereby resolved that bonding for fiscal year 2019-2020 of all personnel in the amount of \$5,000,000 per loss plus \$1,000,000 for treasurers and internal claims auditors will be carried with Utica National Insurance Company.

L. Student Field Trips and Itineraries

It is hereby resolved that District Superintendent James Frame or his designee is authorized to approve student field trips for travel in New York State not requiring charter or contract transportation for fiscal year 2019-2020.

M. Food Service Advertise and Accept Bids for Food Items and Perishables

It is resolved that the Board authorizes the Food Service Director and bid/specification committee to advertise and accept bids for food items and perishables based on the bid schedules. Furthermore, the Board awards the bid for purchase of said food items and perishables to the lowest, responsible bidding firm meeting the specifications as advertised. Be it further understood that the Food Service Director shall inform said lowest, responsible bidder of the bid award.

N. Disposal of BOCES Property

It is hereby resolved that the Assistant Superintendent for Finance & Administrative Services, T. Gregory Dale, or his designee, Director of Facilities III Brian Bentley, is authorized to dispose of obsolete and surplus property for fiscal year 2019-2020.

O. Extracurricular Activities Accounts

It is hereby resolved that the Board authorizes the establishment of Extracurricular Activities Accounts at the Bush Education Center, Coopers Education Center, and Wildwood Education Center as shown on the attached list.

P. Execution of All Contracts

It is hereby resolved that the Board delegates to the District Superintendent the authority to execute all contracts on behalf of the BOCES. The District Superintendent may delegate such authority to the District Superintendent's Cabinet.

CARRIED UNANIMOUSLY

9. Other Items

20-008

Upon the motion of Learn, seconded by Wheeler, the following other items were approved:

A. Adoption of All Policies, Code of Ethics, and Code of Conduct

It is hereby resolved that all policies, code of ethics, code of conduct, regulations and procedures in effect in the GST BOCES during the 2018-2019 fiscal year shall be carried over into the 2019-2020 fiscal year.

B. Authorization to Establish Mileage Reimbursement

It is hereby resolved that the mileage reimbursement rate is 58¢ per mile for fiscal year 2019-2020.

CARRIED UNANIMOUSLY

10. Other Items

20-009

Upon the motion of Scott, seconded by Learn, it was resolved to adjourn the reorganizational meeting at 5:40 p.m.

REGULAR BOARD MEETING
Coopers Education Center, Building #8, DL Room

Tuesday, July 9, 2019
Immediately following the
Reorganizational Meeting

1. Call to Order – Regular Meeting

Board President Keddell called the regular meeting to order at 5:43 p.m.

2. Acceptance of Agenda, with Addenda

20-010

Upon the motion of Scott, seconded by Learn, it was resolved to accept the agenda with addenda.

CARRIED UNANIMOUSLY

3. Privilege of the Floor

Board Member Scott recognized Don Keddell as Board President, stating that Don does a tremendous job. His commitment and dedication to kids is outstanding. Board Member Bulkley agreed and also recognized Alice Learn as Board Vice President. The leadership between Don and Alice is outstanding.

4. Consensus Items

20-011

Upon the motion of Bulkley, seconded by Wheeler, it was resolved to approve the following consensus items:

A. Approval of Minutes

1. Regular Board Meeting – June 4, 2019

B. Treasurer's Reports

1. Schuyler-Steuben-Chemung-Tioga-Allegany BOCES – May 2019

C. Internal Claims Auditor Reports – May 2019

CARRIED UNANIMOUSLY

5. Finance

20-012

Upon the recommendation of the Superintendent, and on the motion of Scott, seconded by Learn, it was resolved that the following finance actions are hereby taken:

A. General Fund Establishments and Adjustments

1. Budget Establishments for 2018-2019:

Item #	CoSer#	Title	Increase	From	To
263-19	302.494	Itinerant Handicap: Other w/Monroe #1 BOCES	\$	580	
264-19	353.394	Itinerant Diag. & Prescriptive Svcs w/Dutchess BOCES	\$	4,506	
265-19	354.599	Itinerant Consultant Teacher w/Broome-Tioga BOCES	\$	1,089	
266-19	529.499	Printing w/Catt-Allegany BOCES	\$	22	
267-19	586.594	Grant Writing w/OCM BOCES	\$	3,150	
268-19	587.492	Curriculum Development w/Erie 2 BOCES	\$	1,753	
269-19	588.495	School/Curr Improvement w/WFL BOCES	\$	14,644	
270-19	627.495	Staff Development: Clerical w/WFL BOCES	\$	410	
271-19	672.493	Recruiting Svc w/GV BOCES	\$	300	

These establishments will be supported as follows:

263-19	302.494	Corning: \$580
264-19	353.394	Elmira: \$4,506
265-19	354.599	Waverly: \$1,089
266-19	529.499	Canistota-Greenwood: \$22
267-19	586.594	Corning: \$1,050, Watkins Glen: \$1,050, Waverly: \$1,050
268-19	587.492	Arkport: \$1,753
269-19	588.495	Addison: \$14,276, Hornell: \$368
270-19	627.495	Campbell-Savona: \$410
271-19	672.493	Hornell: \$300

2. Budget Increases for 2018-2019:

Item #	CoSer#	Title	Increase	From	To
272-19	213.693	Special Class 1:8:1 w/TST BOCES	\$ 11	\$ 15,041	\$ 15,052
273-19	349.495	Itinerant Diagnostic Services w/WFL BOCES	\$ 82	\$ 489	\$ 571
274-19	401.000	Arts in Education	\$ 100	\$ 382,449	\$ 382,549
275-19	416.494	Academic Prog: Spec Fac w/Monroe #1 BOCES	\$ 370	\$ 83	\$ 453
276-19	419.693	Academic Prog: Spec Fac w/TST BOCES	\$ 1,800	\$ 4,320	\$ 6,120
277-19	421.594	Academic Prog: Spec Fac w/OCM BOCES	\$ 4,134	\$ 530	\$ 4,664
278-19	426.000	Exploratory Enrichment	\$ 3,700	\$ 144,201	\$ 147,901
279-19	511.000	Printing	\$ 83,957	\$ 1,858,863	\$ 1,942,820
280-19	527.000	Instructional Materials (Science Resource Center)	\$ 2,711	\$ 1,107,382	\$ 1,110,093
281-19	535.499	Equipment Repair w/Catt-Allegany BOCES	\$ 37,295	\$ 17,790	\$ 55,085
282-19	540.698	Staff Development: Certified w/PNW BOCES	\$ 13,750	\$ 52,453	\$ 66,203
283-19	545.496	School/Curr Improvement w/Monroe 2 BOCES	\$ 3,131	\$ 232	\$ 3,363
284-19	547.591	School/Curr Improvement w/Erie 1 BOCES	\$ 135	\$ 4,527	\$ 4,662
285-19	550.591	Computer Svc: Instructional w/Erie 1 BOCES	\$ 653,717	\$ 1,744,248	\$ 2,397,965
286-19	551.594	School/Curr Improvement w/OCM BOCES	\$ 3,079	\$ 15	\$ 3,094
287-19	555.591	Model Schools w/Erie 1 BOCES	\$ 1	\$ 45,137	\$ 45,138
288-19	562.493	School/Curr Improvement w/GV BOCES	\$ 55,350	\$ 26,072	\$ 81,422
289-19	605.000	Computer Svc: Mgmt	\$ 10,269	\$ 13,713,141	\$ 13,723,410
290-19	620.596	Public Info w/Capital BOCES	\$ 7,147	\$ 49,706	\$ 56,853
291-19	629.591	Computer Svc: Mgmt w/Erie 1 BOCES	\$ 241,151	\$ 3,496,310	\$ 3,737,461
292-19	633.493	Health Care Coordination w/GV BOCES	\$ 9,804	\$ 50,519	\$ 60,323
293-19	638.495	Cooperative Bidding Coordination w/WFL BOCES	\$ 5,397	\$ 21,588	\$ 26,985
294-19	649.493	Staff Development: Bus Drivers w/GV BOCES	\$ 200	\$ 463	\$ 663
295-19	651.495	Computer Svc: Mgmt w/WFL BOCES	\$ 508	\$ 3,227	\$ 3,735
296-19	659.591	Policy Manual Svc w/Erie 1 BOCES	\$ 200	\$ 94,020	\$ 94,220
297-19	670.494	Computer Svc: Mgmt w/Monroe #1 BOCES	\$ 50,281	\$ 33,497	\$ 83,778
298-19	674.591	Negotiations w/Erie 1 BOCES	\$ 3,905	\$ 7,945	\$ 11,850

These increases will be supported as follows:

272-19	213.693	Spencer-Van Etten: \$11
273-19	349.495	Hammondsport: \$82
274-19	401.000	Avoca: (\$1,200), Campbell-Savona: \$1,300
275-19	416.494	Odessa-Montour: \$370
276-19	419.693	Elmira: \$720, Elmira Heights: (\$360), Spencer-Van Etten: \$810, Watkins Glen: \$630
277-19	421.594	Elmira: \$4,664, Watkins Glen: (\$530)
278-19	426.000	Avoca: \$1,200, Canisteo-Greenwood: \$2,500
279-19	511.000	Addison: \$1,884, Alfred-Almond: \$817, Arkport: \$930, Avoca: \$618, Bath: \$4,635, Bradford: \$745, Campbell-Savona: \$1,700, Canaseraga: \$82, Canisteo-Greenwood: \$1,299, Corning: \$16,307, Elmira: \$15,604, Elmira Heights: \$1,222, Hammondsport: \$2,781, Hornell: \$1,983, Horseheads: \$11,298, Odessa-Montour: \$2,648, Prattsburgh: \$168, Spencer-Van Etten: \$1,442, Watkins Glen: \$2,514, Waverly: \$7,657, Misc. Revenue: (Chemung County Youth Bureau: \$340, Elmira Water Board: \$252, Notre Dame: \$416, Steuben County: \$661, Town of Big Flats: \$1,790, Village of Horseheads: \$4,164)
280-19	527.000	Horseheads: \$2,711
281-19	535.499	Alfred-Almond: \$10,436, Arkport: \$2,275, Hornell: \$24,584
282-19	540.698	Canisteo-Greenwood: \$5,500, Hornell: \$8,250
283-19	545.496	Corning: \$3,131
284-19	547.591	Arkport: \$135
285-19	550.591	Addison: \$21,161, Alfred-Almond: \$99,955, Arkport: (\$2,530), Avoca: \$56,096, Bath: \$7,601, Canaseraga: \$2,041, Canisteo-Greenwood: \$218,120, Hammondsport: \$198,110, Hornell: \$12,672, Jasper-Troupsburg: \$40,491
286-19	551.594	Watkins Glen: \$3,079
287-19	555.591	Avoca: \$1
288-19	562.493	Hornell: \$55,350
289-19	605.000	Bath: \$8,250, Misc. Revenue: (Autism/DASA/ SAVE Trainings: \$1,881, Wings of Eagles: \$138)
290-19	620.596	Arkport: \$7,147
291-19	629.591	Addison: \$9,459, Alfred-Almond: \$9,381, Arkport: \$2,167, Avoca: \$4,123, Bath: (\$8,791), Campbell-Savona: \$299, Canaseraga: (\$1,259), Canisteo-Greenwood: \$30,871, Corning: (\$12,664), Hammondsport: \$8,266, Hornell: \$197,691, Jasper-Troupsburg: \$1,832, Prattsburgh: (\$224)
292-19	633.493	Bath: \$9,804
293-19	638.495	Addison: \$2,699, Alfred-Almond: \$1,349, Hammondsport: \$1,349
294-19	649.493	Avoca: \$200
295-19	651.495	Bath: \$508
296-19	659.591	Jasper-Troupsburg: \$200
297-19	670.494	Avoca: \$23, Elmira: \$4,020, Waverly: \$46,238
298-19	674.591	Campbell-Savona: \$3,905

3. Budget Increases for 2019-2020:

Item #	CoSer#	Title	Increase	From	To
001-20	508.000	Library Services/Media	\$ 8,024	\$ 448,112	\$ 456,136
002-20	512.000	Computer Svc: Instructional	\$ 212,993	\$ 3,231,562	\$ 3,444,555
003-20	513.000	Library Automation	\$ 3,124	\$ 318,884	\$ 322,008
004-20	527.000	Instructional Materials (Science Resource Center)	\$ 39,712	\$ 1,141,894	\$ 1,181,606
005-20	528.000	Industry/Education Activities Coordination (CDC)	\$ 1,000	\$ 698,142	\$ 699,142
006-20	537.000	School/Curr Improvement	\$ 55,000	\$ 1,642,965	\$ 1,697,965
007-20	617.000	School Food Mgmt: Central	\$ 127,252	\$ 2,300,196	\$ 2,427,448

These increases will be supported as follows:

001-20	508.000	Hornell: \$8,024
002-20	512.000	Horseheads: \$177,993, Waverly: \$35,000
003-20	513.000	Hornell: \$200, Horseheads: \$2,924
004-20	527.000	Horseheads: \$16,346, Catt-Allegany BOCES: (Fillmore: \$23,366)
005-20	528.000	WFL BOCES: (Dundee: \$1,000)
006-20	537.000	Horseheads: \$55,000
007-20	617.000	Horseheads: \$127,252

4. Budget Decreases for 2018-2019:

Item #	CoSer #	Title	Decrease	From	To	
299-19	221.494	Special Class 1:12:3 w/Monroe #1 BOCES	\$ 48,476	\$ 285,340	\$ 236,864	300-19
444.692		Distance Learning-Language w/OHM BOCES	\$ 1	\$ 62,674	\$ 62,673	
301-19	616.594	Cooperative Bidding Coordination w/OCM BOCES	\$ 402	\$ 29,998	\$ 29,596	
302-19	621.494	Transportation: Handicap w/Monroe #1 BOCES	\$ 1,106	\$ 7,025	\$ 5,919	303-19
639.596		GASB 75 Planning Svc w/Albany BOCES	\$ 7,102	\$ 14,174	\$ 7,072	304-19
646.491		Computer Svc: Mgmt w/Nassau BOCES	\$ 1	\$ 22,169	\$ 22,168	

These decreases will be supported as follows:

299-19	221.494	Hornell: (\$48,476)
300-19	444.692	Addison: (\$1)
301-19	616.594	Elmira: (\$402)
302-19	621.494	Hornell: (\$1,106)
303-19	639.594	Avoca: (\$7,102)
304-19	646.491	Hornell: (\$1)

5. Budget Decreases for 2019-2020:

Item #	CoSer #	Title	Decrease	From	To
008-20	401.000	Arts in Education	\$ 10,500	\$ 392,255	\$ 381,755
009-20	506.000	Curriculum Development	\$ 144,500	\$ 820,195	\$ 675,695
010-20	525.000	Staff Development	\$ 11,035	\$ 1,166,135	\$ 1,155,100
011-20	605.000	Computer Svc: Mgmt	\$ 184,647	\$ 13,625,721	\$ 13,441,074

These decreases will be supported as follows:

008-20	401.000	Horseheads: (\$10,500)
009-20	506.000	Arkport: (\$58,700), Hornell: (\$85,800)
010-20	525.000	Arkport: \$27,800, Bath: \$2,265, Horseheads: (\$55,000), Catt-Allegany BOCES: (Fillmore: \$13,900)
011-20	605.000	Alfred-Almond: \$3,049, Horseheads: (\$187,696)

6. Transfers within programs for 2018-2019:

a. Transfers in excess of \$10,000.

COSER NO.	PROGRAM	BUDGET CODE	TRANSFER	
			IN	OUT
002	Rented Facilities	A002-1900-470-3-00 Rent-Unassigned		\$ 36,000
		A002-1900-470-4-00 Rent-Airprt Crp Pk		\$ 10,000
		A002-1900-470-0-03 Rent-Bath	\$ 33,750	
		A002-1900-470-0-05 Rent-Elmira Hgts	\$ 12,250	
		Total	\$ 46,000	\$ 46,000
209	Special Class 8:1:1	A209-4235-811-0-00 NYS TRS		\$ 10,583
		A209-4235-816-0-00 Health Insurance		\$ 55,987
		A209-4235-151-0-00 Instr. Sub. Salaries	\$ 10,834	
		A209-4235-153-0-00 Instr. HI Stipend	\$ 17,419	
		A209-4235-490-0-00 School Districts	\$ 38,317	
Total	\$ 66,570	\$ 66,570		
217	Special Class 6:1:1	A217-4230-456-0-00 Mileage		\$ 20,063
		A217-4230-153-0-00 Instr. HI Stipend	\$ 8,653	
		A217-4230-159-0-00 Instr. Wrkshp. Sal.	\$ 11,410	
Total	\$ 20,063	\$ 20,063		
305	Itinerant: Physical Therapy	A305-6716-200-0-00 Equip \$500-\$4999		\$ 2,440
		A305-6716-300-0-00 Supplies		\$ 510
		A305-6716-816-0-00 Health Insurance		\$ 7,550
		A305-6716-163-0-00 NI HI Stipend	\$ 10,500	
Total	\$ 10,500	\$ 10,500		
445	P-TECH	A445-5880-816-0-00 Health Insurance		\$ 14,344
		A445-5880-153-0-00 HI Stipend	\$ 9,344	
		A445-5880-163-0-00 NI HI Stipend	\$ 5,000	
Total	\$ 14,344	\$ 14,344		
612	Central Business Ofc.	A612-7017-816-0-09 Health Insurance		\$ 10,500
		A612-7017-163-0-01 NI HI Stipend	\$ 10,500	
Total	\$ 10,500	\$ 10,500		
617	School Food Mgmt.	A617-7612-161-0-00 NI Sub. Salaries		\$ 14,000
		A617-7612-163-0-00 NI HI Stipend		\$ 17,000
		A617-7612-164-0-00 Overtime	\$ 19,472	
		A617-7612-824-0-00 Dental Insurance	\$ 11,528	
Total	\$ 31,000	\$ 31,000		
701	O&M	A701-8010-164-0-99 Overtime		\$ 11,412
		A701-8010-166-0-99 Temp. Wages		\$ 8,848
		A701-8010-163-0-00 NI HI Stipend	\$ 20,260	
Total	\$ 20,260	\$ 20,260		
702	Special Educ. Adm.	A702-4010-204-1-00 Small Equip		\$ 16,329
		A702-4010-200-0-00 Equip \$500-\$4999	\$ 16,329	
Total	\$ 16,329	\$ 16,329		

705	Computer Svcs Admin.	A705-7710-160-0-01 NI Salaries A705-7710-400-0-09 Contract & Other	\$ 13,313	\$ 13,313
		Total	\$ 13,313	\$ 13,313
732	Rel. Svcs. 1:1 Aides	A732-4220-168-0-00 Teacher Aide A732-4220-161-0-00 NI Sub. Salaries	\$ 18,000	\$ 18,000
		Total	\$ 18,000	\$ 18,000

B. Federal Fund Establishments and Adjustments

1. Budget Establishment for 2019-2020:

- a. Conservation Project with the Town of Big Flats contract accepted and the budget established in the amount of \$26,000 for the period July 1, 2019 through August 31, 2019.

C. Purchasing

- 1. Approval of Resolution, as attached, for the Installment Purchase Agreement for Chromebooks and Charging Carts in the amount of \$50,000 for the Elmira Heights Central School District for a four-year term.
- 2. Approval of Resolution, as attached, for the Installment Purchase Agreement for Laptops in the amount of \$115,500 for the Watkins Glen Central School District for a three-year term.
- 3. Approval of Resolution, as attached, for the Installment Purchase Agreement for ActivBoards, Desktops, Monitors, Laptops and Carts in the amount of \$100,000 for the Odessa-Montour Central School District for a five-year term.

D. Authorization to Pay the Following Membership Dues

- 1. National School Boards Association dues in the amount of \$2,700 for the 2019-2020 year for Schuyler-Steuben-Chemung-Tioga-Allegany BOCES.
- 2. BOCES Educational Consortium (BEC) Membership dues in the amount of \$1,600 for the 2019-2020 year for the Schuyler-Steuben-Chemung-Tioga-Allegany BOCES.
- 3. Association of Educational Services Agencies (AESAs) dues in the amount of \$618.50 for the 2019-2020 year for the Schuyler-Steuben-Chemung-Tioga-Allegany BOCES.

E. Acceptance of Donations

- 1. \$2,000.00 for Southern Tier Scholars from Hunt Engineers, Architects and Land Surveyors, P.C., Airport Corporate Park, 100 Hunt Center, Horseheads, NY 14845.
- 2. \$250.00 for Southern Tier Scholars from Buffamante Whipple Buttafaro, P.C., 130 South Union Street, Suite 200, Olean, NY 14760.
- 3. \$500.00 for Southern Tier Scholars from Hogan, Sarzynski, Lynch, DeWind & Gregory, LLP, 520 Columbia Drive, Suite 204, Johnson City, NY 13790.

4. \$2,000.00 for Southern Tier Scholars from Welliver McGuire, Inc., 250 North Genesee Street, Montour Falls, NY 14865.
5. \$100.00 for Southern Tier Scholars from Bernard P. Donegan, Inc., P O Box 70, Victor, NY 14564.
6. \$1,000.00 for Southern Tier Scholars from Lawley Service Inc., 361 Delaware Avenue, Buffalo, NY 14202.
7. 28 new Toyota Lift Gates to the Bush Auto Body Class from Collision Repair Education Foundation, 5125 Trillium Blvd., Hoffman Estates, IL 60192.

F. Corrective Action Plan

1. Acceptance of the Corrective Action Plan for the 2018-2019 Internal Audit of Purchasing, as attached.

G. Lease Approval

1. Approval of lease, as attached, with Jasper-Troupsburg for classroom space effective September 1, 2019 through August 31, 2024.

CARRIED UNANIMOUSLY

6. Personnel

20-013

Upon the recommendation of the Superintendent, and on the motion of Wheeler, seconded by Maloney, it was resolved that the following personnel actions are hereby taken, with addenda:

A. Amend Retirement, from the June 4, 2019 BOE Minutes, due to a change of the retirement date

1. Lawrence Coughlin

Position:	Cleaner
Effective:	from end of day July 10, 2019 to end of day July 11, 2019
Date of Hire:	April 30, 1990

B. Retirements

1. Barbara Berry

Position:	Teacher
Effective:	end of day August 16, 2019
Date of Hire:	September 5, 1989

2. Cynthia Alexander

Position:	Senior Account Clerk
Effective:	end of day October 2, 2019
Date of Hire:	March 24, 2008

C. Resignations

1. Brad Giglio

Position:	Building Maintenance Mechanic
Effective:	end of day June 21, 2019
Date of Hire:	July 1, 2011
Reason:	other employment

- 2. Diane Costello**
Position: Teacher
Effective: end of day June 26, 2019
Date of Hire: September 4, 2012
Reason: to accept the position of Teaching Assistant with GST BOCES
- 3. Amanda Ott**
Position: Teacher Aide
Effective: end of day June 26, 2019
Date of Hire: October 29, 2018
Reason: other employment
- 4. Ashleigh Striker**
Position: School Counselor
Effective: end of day June 26, 2019
Date of Hire: July 1, 2016
Reason: other employment
- 5. Devon Tennant**
Position: Teaching Assistant
Effective: end of day June 26, 2019
Date of Hire: September 6, 2016
Reason: continuing education
- 6. Andrew Ratchford**
Position: Teacher
Effective: end of day June 27, 2019
Date of Hire: September 6, 2016
Reason: personal reasons
- 7. Joni Makowiec**
Position: Staff Development Coordinator
Effective: end of day June 30, 2019
Date of Hire: September 8, 2015
Reason: other employment
- 8. Nannette Hatch**
Position: Administrative Assistant
Effective: end of day July 5, 2019
Date of Hire: May 9, 2018
Reason: other employment
- 9. William Giancoli**
Position: Computer Services Coordinator
Effective: end of day July 12, 2019
Date of Hire: August 8, 2016
Reason: other employment

10. Kimberly Mathers

Position: Accountant (School)
Effective: end of day July 12, 2019
Date of Hire: January 23, 2017
Reason: other employment

11. Shelly Barcomb

Position: Program Assistant
Effective: end of the day July 31, 2019, but not eligible for retirement benefits from GST BOCES
Date of Hire: August 25, 2008
Reason: personal reasons

12. Brittany Knapp

Position: Teacher
Effective: end of day August 23, 2019
Date of Hire: September 8, 2015
Reason: other employment

13. Lindsey Tice

Position: **Principal Account Clerk**
Effective: end of day July 26, 2019
Date of Hire: September 3, 2013
Reason: other employment

D. Civil Service Permanent Appointment, due to successful completion of Probationary Period, no change in salary

1. Stacey Lunger

Position: Computer Operations Specialist
Permanent Date: July 19, 2019

E. Change in Civil Service Appointment

1. Sue Stuart

Position: Senior Account Clerk to **Principal Account Clerk**, full-time (1.0 FTE), 12 month position, Competitive Civil Service, **Probationary** appointment, Promotional Exam #74926
Effective: July 1, 2019
Location: Bush Education Center
Education: GED, Elmira CSD
Experience: 1 year related experience
Probationary Period: July 1, 2019 through September 23, 2019
Salary: \$20.04 per hour (Grade 13, Step 1)
Reason for Appt: due to the increase in districts' requests for services

F. Creation of Positions

- 1. Assistant Principal, STEM Academy**, one full-time (1.0 FTE), 12 month position, STEM Academy, Goff Road Facility, effective August 19, 2019, due to the increase in districts' requests for services

2. **Culturally Responsive Educator**, one full-time (1.0 FTE), 11 month position, Bush Education Center, effective July 1, 2019, due to the grant ending and new Regional Partnership Center Grant
3. **Specially-Designed Instruction Specialist**, one full-time (1.0 FTE), 11 month position, GST BOCES and Broome-Tioga BOCES, effective July 1, 2019, due to the grant ending and new Regional Partnership Center Grant
4. **Teacher, Special Education**, one full-time (1.0 FTE), 10 month, school calendar position, Wildwood Education Center, effective September 3, 2019, due to the increase in districts' requests for services
5. **Teaching Assistant**, one full-time (1.0 FTE), 10 month, school calendar position, Wildwood Education Center, effective September 3, 2019, due to the increase in districts' requests for services
6. **Principal Account Clerk**, one full-time (1.0 FTE), 12 month position, Bush Education Center, effective July 1, 2019, due to the increase in districts' requests for services
7. **Computer Services Program Aide**, one full-time (1.0 FTE), 12 month position, Bush Education Center, effective June 26, 2019, due to the increase in districts' requests for services

G. Change from Temporary Appointment to Probationary Appointment, due to successful completion of certification requirements

1. Alan Ackley

Position: **Teacher**, Special Education, full-time (1.0 FTE), 10 month, school calendar position, **Probationary** appointment
 Effective: June 13, 2019
 Location: Wildwood Education Center
 Tenure Area: Education of Children with Handicapping Conditions – General Special Education
 Education: Master of Science, Education, Nazareth College
 Certification: Initial, Students with Disabilities (grades 7-12) Generalist, effective June 13, 2019 through August 31, 2024
 Experience: 1 year related experience as Teacher; 3 years' related experience as Teaching Assistant
 Probationary Period: June 13, 2019 through June 12, 2023*
 Salary: \$50,606.00 per year, prorated (step 5 + Credit Hours Stipend + Degree Stipend + IEP Stipend)

2. Brett Tuscany

Position: **Teacher**, Welding, full-time (1.0 FTE), 10 month, school calendar position, **Probationary** appointment
 Effective: June 19, 2019
 Location: Coopers Education Center
 Tenure Area: Trade Subjects (Welding)
 Certification: Transitional A, Welding 7-12, effective June 19, 2019 through August 31, 2022
 Experience: 1 year related experience
 Probationary Period: June 19, 2019 through June 18, 2023*
 Salary: \$44,938.00 per year, prorated (step 3)

3. David Updyke

Position: **Teaching Assistant, Criminal Justice, full-time (1.0 FTE), 10 month, school calendar position, Probationary appointment**

Effective: June 29, 2019

Location: Coopers Education Center

Education: High School Diploma, Hornell CSD

Certification: Level 1, Teaching Assistant, effective June 29, 2019 through August 31, 2022

Experience: 26+ years' related experience

Probationary Period: June 29, 2019 through June 28, 2023

Salary: \$28,890.00 per year (Step 6)

H. Re-assignment

1. Diane Costello

Position: **Teaching Assistant, full-time (1.0 FTE), 10 month, school calendar position, Tenured appointment**

Effective: September 3, 2019

Location: Bath High School

Education: Master of Art, Physically Handicapped, SUNY Buffalo

Tenure Area: Teaching Assistant

Certification: Permanent, Special Education, September 1, 1996

Experience: 4 years' related experience as Teaching Assistant; 22 years' related experience as Teacher

Salary: \$40,200.00 per year (Step 13 + Credit Hours Stipend + Degree Stipend)

Reason for Appt: due to an internal transfer

I. Appointments

1. T. Gregory Dale

Position: **Assistant Superintendent for Finance and Administrative Services, full-time (1.0 FTE), 12 month position, Probationary appointment**

Effective: July 15, 2019

Location: Bush Education Center

Education: Certificate of Advanced Studies, Educational Administration, SUNY Brockport

Tenure Area: Assistant Superintendent for Finance and Administrative Services

Certification: Permanent, School Business Administrator, September 1, 2006

Probationary Period: July 15, 2019 through July 14, 2023

Experience: 12 years' related experience

Salary: \$120,000.00 per year, prorated

Reason for Appt: due to a retirement

- 2. Joelle Groff**
 Position: **Assistant Principal, STEM Academy, full-time (1.0 FTE), 12 month position, Probationary appointment**
 Effective: August 19, 2019
 Location: STEM Academy
 Education: Master of Science, Educational Administration, SUNY Brockport
 Tenure Area: Assistant Principal, Pathways in Technology
 Certification: Professional, School District Leader, March 26, 2019
 Probationary Period: August 19, 2019 through August 18, 2023
 Experience: 7 years' Teaching experience
 Salary: \$72,000.00 per year, prorated
 Reason for Appt: due to the increase in districts' requests for services
- 3. Michele Diliberto**
 Position: **Personnel Clerk, full-time (1.0 FTE), 12 month position, Competitive Civil Service, Provisional appointment, pending Civil Service Exam**
 Effective: July 1, 2019
 Location: Bush Education Center
 Education: High School Diploma, Elmira CSD
 Experience: 43+ years' related experience
 Salary: \$38,000.00 per year
 Reason for Appt: due to a retirement and the reorganization of duties within the department
- 4. Jason Oliver**
 Position: **Staff Development Coordinator, full-time (1.0 FTE), 12 month position, Probationary appointment**
 Effective: July 15, 2019
 Location: Canaseraga CSD and Alfred-Almond CSD
 Education: Certificate of Advanced Studies, Educational Administration, SUNY Brockport
 Tenure Area: Staff Development Coordinator
 Certification: Professional, School District Leader, September 25, 2014
 Probationary Period: July 15, 2019 through July 14, 2023
 Experience: 8 years' administrative experience
 Salary: \$80,000.00 per year, prorated
 Reason for Appt: due to a resignation
- 5. Valerie Cole**
 Position: **Specially-Designed Instruction Specialist, full-time (1.0 FTE), 11 month position, Tenured appointment**
 Effective: July 1, 2019
 Location: GST BOCES and Broome-Tioga BOCES region
 Education: Certificate of Advanced Study, Educational Administration, SUNY Brockport
 Tenure Area: Instructional Support Services in Special Education; previously tenured, GST BOCES, September 4, 2009
 Certification: Permanent, Nursery, Kindergarten and Grades 1-6, September 1, 2005
 Experience: 12 years' related experience

Salary: \$85,985.30 per year (step 22 + 11 month salary + Credit Hour Stipend + Master's Degree Stipend)
Reason for Appt: due to a change in grants and new grant of Regional Partnership Center

6. Kecia Nicholson

Position: **Culturally Responsive Educator**, full-time (1.0 FTE), 11 month position, **Tenured** appointment
Effective: July 1, 2019
Location: GST BOCES and Broome-Tioga BOCES region
Education: Certificate of Advanced Study, School Psychology, Rochester Institute of Technology
Tenure Area: Instructional Support Services in Special Education; previously tenured, GST BOCES, November 1, 2015
Certification: Permanent, School Psychologist, September 1, 2009
Experience: 6 years' related experience
Salary: \$72,275.00 per year (step 14 + 11 month salary + Credit Hour Stipend + Certificate of Advanced Studies Stipend)
Reason for Appt: due to a change in grants and new grant of Regional Partnership Center

7. Elizabeth Baxter

Position: **Teacher**, Special Education, full-time (1.0 FTE), 10 month, school calendar position, **Probationary** appointment
Effective: September 3, 2019
Location: Wildwood Education Center
Education: Master of Science, Education, Mansfield University
Tenure Area: Education of Children with Handicapping Conditions – General Special Education
Certification: Professional, Students with Disabilities (Grades 7-12) Generalist, September 14, 2018
Probationary Period: September 3, 2019 through September 2, 2023*
Experience: 3 years' related experience
Salary: \$46,750.00 per year (Step 4 + IEP Stipend)
Reason for Appt: due to the increase in districts' requests for services

8. Carol Howard

Position: **Teacher, Integrated Science**, full-time (1.0 FTE), 10 month, school calendar position, **Probationary** appointment
Effective: September 3, 2019
Location: Coopers Education Center
Education: Master of Science, Education, Elmira College
Tenure Area: Science
Certification: Professional, Biology 7-12, August 24, 2018
Probationary Period: September 3, 2019 through September 2, 2023*
Experience: 4 years' related experience
Salary: \$64,296.00 per year (Step 15 + Credit Hours Stipend + Degree Stipend)
Reason for Appt: due to a retirement

9. Nicholas Stephens

Position: **Teaching Assistant**, full-time (1.0 FTE), 10 month, school calendar position, **Probationary** appointment
Effective: September 3, 2019
Location: Wildwood Education Center
Education: High School Diploma, Jasper-Troupsburg CSD
Certification: Level 1, Teaching Assistant, effective June 19, 2018 through August 31, 2021
Probationary Period: September 3, 2019 through September 2, 2023
Experience: 2 years' related experience
Salary: \$27,296.00 per year, subject to change pending receipt of transcripts (Step 3)
Reason for Appt: due to the increase in districts' requests for services

10. Kelly Vegard

Position: **Computer Services Program Aide**, full-time (1.0 FTE), 12 month position, Competitive Civil Service, **Probationary** appointment
Effective: June 26, 2019
Location: Bush Education Center
Education: High School Diploma, Elmira CSD
Probationary Period: June 26, 2019 through June 25, 2020
Civil Service List #: 64731
Experience: 12 years' related experience
Salary: \$14.50 per hour (step 4, grade 1)
Reason for Appt: due to the increase in districts' requests for services

11. Melissa Manchester

Position: **Account Clerk**, full-time (1.0 FTE), 12 month position, Competitive Civil Service, **Provisional** appointment, pending Civil Service exam
Effective: June 19, 2019
Location: Bush Education Center
Education: High School Diploma, Elmira CSD
Experience: 1.5 years' related experience
Salary: \$15.30 per hour (step 2, grade 5)
Reason for Appt: due to an internal transfer

12. Benjamin Marczyk

Position: **Cleaner**, full-time (1.0 FTE), 12 month position, Labor Class Civil Service, **Probationary** appointment
Effective: July 1, 2019
Location: Bush Education Center
Education: Associate in Applied Science, Corning Community College
Probationary Period: July 1, 2019 through June 30, 2020
Experience: 5 months' related experience
Salary: \$14.09 per hour (step 1, grade 1 + night differential)
Reason for Appt: due to a retirement

13. Jason Andrews

Position: **Co-Administrator of Superintendent Development Program**, part-time, **Unclassified** appointment
Effective: July 1, 2019 through December 31, 2019

Location: GST BOCES District-wide
Education: Master of Arts, Education, University of New England
Certification: Permanent, School District Administrator, September 1, 2003
Salary: \$10,000.00 per year, prorated

14. Robert Ike

Position: **Co-Administrator of Superintendent Development Program**, part-time, **Unclassified** appointment
Effective: July 1, 2019 through December 31, 2019
Location: GST BOCES District-wide
Education: Master of Science Education, Education, SUNY Oswego
Certification: Permanent, School District Administrator, September 1, 2000
Salary: \$10,000.00 per year, prorated

15. Elizabeth Bonsignore

Position: **Adult Education Instructor**, full-time (1.0 FTE), 10 month, school calendar position, **Unclassified**, Non-Tenured appointment
Effective: July 1, 2019
Location: Langdon Plaza
Education: Bachelor of Science, Agriculture and Life Sciences, Cornell University
Certification: Job Skills Training Instructor, Adult Education, effective August 4, 2016 through August 31, 2019
Experience: 4 years' related experience
Salary: \$50,839.00 per year
Reason for Appt: due to the increase in districts' requests for services

J. Temporary Appointments

1. Myia Smith

Position: **Staff Development Coordinator**, full-time (1.0 FTE), 12 month position, **Temporary** appointment, pending the completion of certification requirements or the procurement of a properly certified employee
Effective: July 1, 2019 through June 30, 2020
Location: various component districts
Education: Certificate of Advanced Studies, Educational Administration, SUNY Brockport
Tenure Area: Staff Development Coordinator
Certification: School District Leader, Internship Certificate required
Experience: 5.5 years' related experience
Salary: \$71,000.00 per year
Reason for Appt: due to a resignation

2. Carol Hillman

Position: **Program Assistant**, Special Education, part-time (timesheet basis), 10 month, school calendar position
Effective: July 1, 2019 through June 30, 2020
Location: Bush Education Center
Education: High School Diploma, Athens Area School District

Experience: 28 years' experience as a Program Assistant
Salary: \$30.87 per hour, timesheet basis
Reason for Appt: due to the Civil Service reinstatement from a full-time position to a part-time position, timesheet basis

3. Dorothy Berry

Position: **Administrative Assistant**, part-time (timesheet basis), 12 month position
Effective: July 8, 2019
Location: Bush Education Center
Education: Associate in Applied Science, Corning Community College
Experience: 17 years' experience as an Administrative Assistant
Salary: \$29.44 per hour, timesheet basis
Reason for Appt: due to the Civil Service reinstatement from a full-time position to a part-time position, timesheet basis

K. Annual Temporary Appointments

1. David Bates

Position: **Instructional Support Specialist**, timesheet basis, 12 month position, **Temporary** appointment
Effective: July 1, 2019 through June 30, 2020
Location: Bush Education Center
Education: Bachelor of Science, Music, Ithaca College
Certification: Permanent, Music, September 1, 1987
Salary: \$27.00 per hour, timesheet, as needed basis
Reason for Appt: providing ongoing services, as needed

2. Carolyn Benedict

Position: **Interim School Business Administrator – CBO**, timesheet basis, **Temporary** appointment
Effective: July 1, 2019 through June 30, 2020
Location: various GST BOCES' component districts
Education: Certificate of Advanced Studies, School Business Administrator, SUNY Brockport
Certification: Permanent, School Business Administrator, September 1, 1994
Salary: \$325.00 per day, timesheet basis
Reason for Appt: to cover as needed in component districts

3. Barbara Lisefski

Position: **Medicaid Management Coordinator**, timesheet basis, 12 month position, **Temporary** appointment
Effective: July 1, 2019 through June 30, 2020
Location: various GST BOCES' component districts
Education: Master of Education, Nazareth College
Certification: Professional, School District Leader, February 1, 2009
Salary: \$22.32 per hour, timesheet, as needed basis
Reason for Appt: due to enhanced Medicaid coordination for various component districts

- 4. Eugene Mastin**
 Position: **Chief Information Administrator**, timesheet basis, 12 month position, **Temporary** appointment
 Effective: July 1, 2019 through June 30, 2020
 Location: Canaseraga CSD
 Certification: Permanent, School Counselor, September 1, 1990
 Salary: \$20.35 per hour, timesheet, as needed basis
 Reason for Appt: state reporting duties for Canaseraga CSD, as requested by the district
- 5. Timothy Monroe**
 Position: **Operations Communication Specialist**, timesheet basis, 12 month position, **Temporary** appointment, reinstatement to Competitive Civil Service position
 Effective: July 1, 2019 through June 30, 2020
 Location: Bush Education Center
 Salary: \$27.00 per hour, timesheet, as needed basis
 Reason for Appt: providing ongoing services, as needed
- 6. Karen Horvat**
 Position: **Principal Account Clerk**, part-time (.5 FTE), 12 month position, **Temporary** appointment, reinstatement to Competitive Civil Service position
 Effective: July 1, 2019 through June 30, 2020
 Location: Bush Education Center
 Salary: \$28.12 per hour
 Reason for Appt: providing ongoing services, as needed
- 7. Michelle Princiotto**
 Position: **Instructional Support Teacher**, timesheet basis, 12 month position, **Temporary** appointment
 Effective: July 1, 2019 through June 30, 2020
 Location: Elmira CSD
 Education: Master of Science, Education, Elmira College
 Certification: Permanent, Art, September 1, 1981
 Salary: \$40.00 per hour, timesheet, as needed basis
 Reason for Appt: due to the temporary increase in districts' requests for services
- 8. Nedra McElroy**
 Position: **Teacher Center Assistant**, timesheet basis, 12 month position, **Temporary** appointment
 Effective: July 1, 2019 through June 30, 2020
 Location: GST BOCES Teacher Center and Bath CSD
 Education: Bachelor of Science, Education, SUNY New Paltz
 Certification: Permanent, Art, September 1, 1971
 Salary: \$38.75 per hour, timesheet, as needed basis
 Reason for Appt: due to the temporary increase in districts' requests for services

9. Jenny Dean

Position: **Teacher Center Assistant**, timesheet basis, 12 month position, **Temporary** appointment
Effective: July 1, 2019 through June 30, 2020
Location: GST BOCES Teacher Center and Bath CSD
Education: Master of Science, General Education, Elmira College
Certification: Permanent, PK-6, February 1, 2000
Salary: \$26.50 per hour, timesheet, as needed basis
Reason for Appt: due to the temporary increase in districts' requests for services

10. Mary Harris

Position: **Coordinator for Academic All Stars**, 10 month position, **Temporary** appointment
Effective: July 1, 2019 through June 30, 2020
Location: Coopers Education Center
Certification: Permanent, Art, September 1, 1994
Salary: \$10,000.00 per year
Reason for Appt: for the coordination of regional Academic All Stars Competitions

11. Glenn Gebhard

Position: **Instructional Support Teacher**, timesheet basis, 12 month position, **Temporary** appointment
Effective: July 1, 2019 through June 30, 2020
Location: Bath Landing Zone
Education: Master of Science, Elementary Education, Alfred University
Certification: Permanent, Nursery, Kindergarten & Grades 1-6, September 1, 1988
Salary: \$35.00 per hour, timesheet, as needed basis
Reason for Appt: to provide temporary support in meeting content needs

12. Eric Mastroberti

Position: **ABL Consultant/Facilitator**, timesheet basis, 12 month position, **Temporary** appointment
Effective: July 1, 2019 through June 30, 2020
Location: Bush Education Center
Education: Bachelor of Science, Outdoor Adventure Leadership, Ithaca College
Certification: Not certified
Salary: \$35.00 per hour, timesheet, as needed basis
Reason for Appt: due to the temporary increase in districts' requests for services

13. Lisa Panzarella

Position: **ABL Consultant/Facilitator**, timesheet basis, 12 month position, **Temporary** appointment
Effective: July 1, 2019 through June 30, 2020
Location: Bush Education Center
Education: Bachelor of Science, Art, Mansfield University
Certification: Permanent, Art, September 1, 1989
Salary: \$35.00 per hour, timesheet, as needed basis
Reason for Appt: due to the temporary increase in districts' requests for services

14. Matthew Cowburn

Position: **ABL Consultant/Facilitator**, timesheet basis, 12 month position, **Temporary** appointment
Effective: July 1, 2019 through June 30, 2020
Location: Bush Education Center
Education: Master of Science, Recreation, SUNY Cortland
Certification: Not certified
Salary: \$35.00 per hour, timesheet, as needed basis
Reason for Appt: due to the temporary increase in districts' requests for services

15. Matthew Kager

Position: **ABL Consultant/Facilitator**, timesheet basis, 12 month position, **Temporary** appointment
Effective: July 1, 2019 through June 30, 2020
Location: Bush Education Center
Education: Bachelor of Art, Sociology, SUNY Oswego
Certification: Not certified
Salary: \$35.00 per hour, timesheet, as needed basis
Reason for Appt: due to the temporary increase in districts' requests for services

16. Michele Kelley

Position: **ABL Consultant/Facilitator**, timesheet basis, 12 month position, **Temporary** appointment
Effective: July 1, 2019 through June 30, 2020
Location: Bush Education Center
Education: Master of Science, Education, Elmira College
Certification: Permanent, Special Education, September 1, 1989
Salary: \$35.00 per hour, timesheet, as needed basis
Reason for Appt: due to the temporary increase in districts' requests for services

17. Harriet Halliday

Position: **AV Aide**, timesheet basis, 12 month position, **Temporary** appointment
Effective: July 1, 2019 through June 30, 2020
Location: Science Center
Education: Associate in Science, Human Services, Elmira College
Salary: \$13.00 per hour, timesheet, as needed basis
Reason for Appt: due to the Civil Service reinstatement from a full-time position to a part-time position, timesheet basis

18. Geraldine Furterer

Position: **Home School Coordinator**, time-sheet basis, 12 month position, **Temporary** appointment
Effective: July 1, 2019 through June 30, 2020
Location: Bush Education Center
Education: Master of Science, Educational Administration, St. John Fisher College

Certification: Permanent, School District Administrator, September 1, 2005
 Salary: \$7,000.00 per year, timesheet basis
 Reason for Appt: due to the temporary increase in districts' requests for services

19. Judy Ingalls

Position: **Staff Development Coordinator**, time-sheet basis, 12 month position, **Temporary** appointment
 Effective: July 1, 2019 through June 30, 2020
 Location: Addison CSD
 Certification: Permanent, School District Administrator, February 1, 1995
 Salary: \$325 per day, timesheet, as needed basis
 Reason for Appt: to support the administrative team in the district

20. Lisa Sanford

Position: **Staff Development Coordinator**, time-sheet basis, 12 month position, **Temporary** appointment
 Effective: July 1, 2019 through June 30, 2020
 Location: Hornell CSD
 Certification: Permanent, School District Administrator, February 1, 1995
 Salary: \$325 per day, timesheet, as needed basis
 Reason for Appt: to support the administrative team in the district

L. Certification of BOCES Bus Drivers for 2019-2020

<u>Name of Driver</u>	<u>Class of License</u>
1. Acker, Gary	C-P
2. Allen, Sally	B-P, S
3. Beebe, Burton	CM-P
4. Beese, Lisa	BM-P, S
5. Box, Brian	C-P
6. Campbell, Mary	C-P
7. Copp, Daniel	C-P
8. DeBolt, Leonard	CM-P
9. Dennis, Andrew	B-N, P, S
10. Driskell, Kimberly	C-P
11. Fodge, Michael	A-N, P, S, T
12. French, Scott	BM-P, S
13. Gauss, Samuel	B-N, P, S
14. Gorman Jacob	C-P
15. Graham, Sheena	C-P
16. Hakes, Jennifer	C-P
17. Hardy, Randy	B-N, P, S
18. Hess, Ronald	B-P, S
19. Hoyt, Stephen	BM-P
20. Jankowski, Theodore	BM-P, S
21. Loven, Kathleen	CM-P
22. Matern, Beverly	C-P
23. McDaniels, Colleen	C-P
24. Mecum, Karen	C-P
25. Mullen, Matthew	B-N, P, S

26. Page, Jennifer	C-P
27. Robinson, Charlene	C-P
28. Rusby, William	BM-P, S
29. Scott, Connie	BM-P, S
30. Speciale, Frank	C-P
31. Stocum, Jonathan	C-P, S
32. Swimelar, Todd	AM-N, P, S, T
33. Tubbs, Russell	C-P
34. Zolkosky, Elizabeth	C-P

M. Annual Stipends, effective July 1, 2019 through June 30, 2020, except where noted

1. **GST BOCES Board Clerk, Stipend \$7,500**
 - a. **Kathleen Taylor, Executive Assistant to the District Superintendent**
2. **GST BOCES Deputy Board Clerk, Stipend \$5,000**
 - a. **Tina Watson, Senior Stenographer**
3. **GST BOCES Treasurer, Stipend \$3,500**
 - a. **Janice Conley, Senior Account Clerk Typist**
4. **Human Resources, Stipend \$2,500, July 1, 2019 through October 11, 2019, prorated**
 - a. **Leslie Roof, Team Leader**
5. **CBO Management Support, Stipend \$2,500, each**
 - a. **Bernadette Sramek, Accounting Team Leader**
 - b. **Lori Mayo, Accounts Payable Team Leader**
 - c. **Wendy Rogers, Payroll Team Leader**
 - d. **Lindsey Tice, Tax Collection Team Leader**
6. **Computer Services Center**
 - a. **Camilla Cooper, Financial Services Team Manager, Stipend \$2,500**
 - b. **Kristine Manns, Medicaid Team Manager, Stipend \$2,500**
 - c. **Francis Ortell, Microcomputer Repair Technician, Stipend \$2,500**
 - d. **Robert Santiago, Telecom Team Manager, Stipend \$2,250**
 - e. **Daniel Yorke, WAN & VOIP Team Leader, Stipend, \$2,500**
 - f. **Keith Boras, Server Team Manager, Stipend \$2,250**
 - g. **Keith Cooper, Server Team Manager, Stipend \$2,250**
 - h. **Nathan Lamonski, Server Team Manager, Stipend \$2,250**
 - i. **Gale Gaylord, Desktop Team Leader, Horseheads, Stipend \$1,500**
 - j. **Cynthia Tyler, Desktop Team Leader, Corning, Stipend \$1,500**
7. **Career Development Council, effective September 3, 2019 through June 25, 2020, Stipend \$1,500**
 - a. **Cynthia Dubots, Coopers Team Leader**
 - b. **Deborah Lynch, Bush Team Leader**
 - c. **Alisa Wright, Hornell Team Leader**
8. **Cooling Tower Chemicals, Stipend \$675**
 - a. **Daniel Delano**

- 9. **Energy Technician**, Stipend \$1,000, each
 - a. **Daniel Delano**
 - b. **Bruce Payne**
- 10. **Energy Support Technician**, Stipend \$500, each
 - a. **Gary Leonard**
- 11. **STEM/Science Center**, Stipend \$2,500
 - a. **Nancy Stratton**, Team Leader
- 12. **Adult Education**, Stipend \$5,000
 - a. **Debra Harrington**, Accreditation Team Leader

N. Increase to Positions

- 1. **Computer Services Coordinator**, 12 month, Competitive Civil Service position, Campbell-Savona CSD; increased from .6 FTE to 1.0 FTE; effective July 1, 2019; due to the increase in districts' requests for services

O. Increase in Assignments

1. Lucinda Adams

Position:	Computer Services Coordinator
Effective:	July 1, 2019
Increase:	from .6 FTE to 1.0 FTE
Probationary Period:	August 7, 2018 through August 6, 2019
Salary:	\$59,694.00 per year
Reason:	due to the increase in districts' requests for services

* "To the extent required by the applicable provisions of Education Law section 3014, in order to be granted tenure, the classroom teacher or principal shall have received composite or overall annual professional performance review ratings pursuant to Education Law section 3012-c and/or 3012-d of either effective or highly effective in at least three of the four preceding years and if the classroom teacher or principal receives an ineffective composite or overall rating in the final year of the probationary period he or she shall not be eligible for tenure at that time."

P. Approval of the Attached Report of Temporary and Substitute Personnel, with revisions

Q. Approval of the Attached Report Regarding GST BOCES Additional Compensation for 2019-2020, effective July 9, 2019 (addenda)

CARRIED UNANIMOUSLY

7. Board President's Report

A. Preferred Educational Future

Board President Keddell stated that he is waiting for a few more evaluations to complete a summary of the District Superintendent evaluation. He will report in August. He also stated that he would like to settle on a process of evaluation. Vice President Learn feels that the current evaluation is too cumbersome and does not reflect the work that is done at

BOCES. Horseheads CSD used a very successful evaluation document where the superintendent sets three to four goals and gives the Board progress reports on these goals throughout the year. Discussion ensued and the majority of the Board Members agreed that the document should be looked at again and be based on goals. There should be a verbal conclusion each year between the superintendent and the Board. Board President Keddell stated that the Board Retreat usually has goals presented and at that time, the Board should comment and revise, if needed.

8. Superintendent's Report

District Superintendent Frame asked Director of Facilities Brian Bentley for a construction update. Brian reminded the Board that the 2018 project had a late SED approval so work is now being done for 2018 and 2019 projects.

- Building 18 at Wildwood has been converted to a classroom and nursing lab, leaving space available at Building 3 to add a cosmetology classroom separate from the cosmetology lab.
- Painting projects have been completed at Bush and Coopers.
- Paving looks great across all three campuses. This was a huge, much needed accomplishment.
- A records room was created at Bush.
- ADA compliant bathrooms will be added at the Alternative Education building at Bush.
- Coopers 3 will also have ADA compliant bathrooms added.
- Brian is continuously looking at spaces for additional educational opportunities.
- A master plan is being developed to address infrastructure issues across all three campuses.
- Wildwood Building 3 office space has been turned into classroom space and those offices have been moved to Building 1.

Board Member Peoples asked if Brian would meet with the Facilities Inspection Subcommittee to tour the spaces that are being renovated.

District Superintendent Frame reported the following:

- Year-end ceremonies were great. There were 750 graduates.
- Kasi Washburn, the Business & Industry Liaison, provided Jim with a summary of her accomplishments in this new position over the past year:
 - 750 seniors received explicit instruction on interview skills, assessment of skills, and feedback. In addition, they were informed of high demand jobs for the area.
 - An online student alumni job board was created.
 - A list of students who were offered jobs at local businesses with starting pay well above minimum wage.
 - She continues to work with other students on workforce goals.
- Jim recently met with a startup company that is interested in offering augmented reality/virtual reality job training through BOCES for local businesses.

9. Executive Session

Upon the motion of Scott, seconded by Bulkley, it was resolved to move to Executive Session at 6:37 p.m. to discuss 32 employment histories of particular persons.

20-014

CARRIED UNANIMOUSLY

Open Session

20-015

Upon the motion of Peoples, seconded by Learn, it was resolved to move to Open Session at 7:02 p.m.

CARRIED UNANIMOUSLY

10. Extension of District Superintendent Contract

20-016

Upon the motion of Bulkley, seconded by Scott, the following resolution was approved:

RESOLVED, to approve the extension of the District Superintendent's employment contract through June 30, 2022.

CARRIED UNANIMOUSLY

11. Adjournment

20-017

Upon the motion of Wheeler, seconded by Learn, it was resolved to adjourn the meeting at 7:03 p.m.

CARRIED UNANIMOUSLY

Respectfully Submitted,

ket
July 10, 2019

Kathleen E. Taylor
Board Clerk

**GREATER SOUTHERN TIER BOCES
TREASURER'S SUMMARY OF CASH BALANCES
06/30/19**

<u>Account Name</u>	<u>Beginning Balance</u>	<u>Receipts for Month</u>	<u>Total Cash Available</u>	<u>Disbursements During Month</u>	<u>Cash Balance End of Month</u>
General Fund Ckg - M&T	(\$361,085.56)	\$28,239,799.31	\$27,878,713.75	\$25,746,616.16	\$2,132,097.59
Federal Fund Ckg - Chase	\$25,210.33	\$814,469.81	\$839,680.14	\$566,607.82	\$273,072.32
Capital Fund Ckg - Chase	\$1,187,591.62	\$145.92	\$1,187,737.54	\$12,264.19	\$1,175,473.35
Dental Vision Acct - Chase	\$200,938.25	\$67,441.79	\$268,380.04	\$22,040.02	\$246,340.02
Chase Premier Acct.	\$1,928,812.50	\$43,364,701.62	\$45,293,514.12	\$39,450,989.57	\$5,842,524.55
GST Ad Ed Merchant	\$23,227.52	\$23,882.96	\$47,110.48	\$20,185.00	\$26,925.48
Cprs Patron Svc - Chemung	\$834.07	\$2,056.79	\$2,890.86	\$2,882.99	\$7.87
WW Patron Svc - Steuben	\$0.00	\$10,738.32	\$10,738.32	\$10,738.32	\$0.00
GST Scholarship Funds M&T	\$34,854.36	\$5,985.92	\$40,840.28	\$18,176.27	\$22,664.01
GST Scholarship Chase	\$32,744.02	\$2.68	\$32,746.70	\$0.00	\$32,746.70
Bethesda Foundation Scholarship	\$5,670.83	\$3,250.58	\$8,921.41	\$4,700.00	\$4,221.41
Bancorp Bank	\$44,484.03	\$45,158.53	\$89,642.56	\$46,733.09	\$42,909.47
Trust & Agency Ckg- M&T	\$793,559.57	\$9,036,029.69	\$9,829,589.26	\$8,966,766.55	\$862,822.71
Five Star Flex Account	\$45,486.36	\$62,922.90	\$108,409.26	\$54,251.50	\$54,157.76
Five Star Flex Money Market	\$1,430,977.02	\$151,398.01	\$1,582,375.03	\$50,000.00	\$1,532,375.03
Five Star General IMM	\$1,010,499.32	\$968.97	\$1,011,468.29	\$0.00	\$1,011,468.29
M&T Escrow - Odessa-Montour	\$315.14	\$0.00	\$315.14	\$315.14	\$0.00
M&T Escrow - Odessa-Montour	\$1,153.82	\$0.05	\$1,153.87	\$0.00	\$1,153.87
M&T Escrow - Elmira	\$3,597.99	\$0.00	\$3,597.99	\$3,597.99	\$0.00

M&T Escrow - Elmira	\$1,000,202.21	\$41.56	\$1,000,243.77	\$188,895.00	\$811,348.77
M&T Escrow - Addison	\$1,382.15	\$0.00	\$1,382.15	\$1,382.15	\$0.00
M&T Escrow - Addison	\$115.61	\$0.00	\$115.61	\$115.61	\$0.00
M&T Escrow - Coming	\$106.23	\$0.00	\$106.23	\$106.23	\$0.00
M&T Escrow - Watkins Glen	\$21.28	\$0.00	\$21.28	\$21.28	\$0.00
M&T Escrow - Elmira Heights	\$50,002.46	\$1.42	\$50,003.88	\$46,490.73	\$3,513.15
M&T Escrow - Addison	\$0.00	\$250,006.98	\$250,006.98	\$0.00	\$250,006.98
M&T Escrow - Addison	\$0.00	\$100,002.79	\$100,002.79	\$0.00	\$100,002.79
New York Liquid Asset Restricted	\$3,124,641.96	\$6,237.78	\$3,130,879.74	\$0.00	\$3,130,879.74
New York Liquid Asset Fund	\$8,007,734.59	\$3,715,998.88	\$11,723,733.47	\$7,400,000.00	\$4,323,733.47
Payroll Checking - M&T	\$5,031.48	\$5,866,517.97	\$5,871,549.45	\$5,871,544.44	\$5.01
TOTALS	\$18,598,109.16	\$91,767,761.23	\$110,365,870.39	\$88,485,420.05	\$21,880,450.34

M & T BANK
GST General Fund Account
Treasurer's Monthly Report
for the period
From June 1, 2019 to June 30, 2019

Total available balance as reported at the end of preceding period (\$361,085.56)

RECEIPTS DURING MONTH

(With breakdown of source including full amount of all short term loans)

Date	Source	Amount	
	Deposits & Credits plus Interest	\$27,961,459.22	
	Void Checks	\$976.70	
	Transfer from Federal Fund Ckng	\$79,798.96	
	Transfer from Adult Ed Merchant Acct - SAVE trng	\$185.00	
	Transfer from T & A Ckng (Health Insurance 3/19-5/19)	\$197,379.43	
	Total Receipts	\$28,239,799.31	
	TOTAL Receipts, including balance		\$27,878,713.75

DISBURSEMENTS MADE DURING MONTH By Check

From Check No. 100779 To Check No. 101751	\$17,288,912.88	
Payroll Wires	\$8,358,637.40	
Transfer to T&A Ckng -Benefits 6/19)	\$97,380.12	
Transfer to T&A Ckng - June 19 Health Ins Prem	\$0.00	
NYS Sales Tax - Qtr 3/1/19-5/31/19- ACH Debit	\$1,685.76	
By Debit Charge (Total amount of checks issued and debits charged)	\$25,746,616.16	
TOTAL Cash Balance		\$2,132,097.59

RECONCILIATION WITH BANK STATEMENT

Balance as given on bank statement, end of month	\$4,804,098.69	
Less total of outstanding checks	(\$2,672,001.10)	
Deposit in transit	\$0.00	
TOTAL available balance		\$2,132,097.59
(Must agree with Cash Balance above if there is a true reconciliation)		

Received by the Board of Education and entered as a part of the
Minutes of the Board meeting held August 6, 2019.

Kathleen Taylor
CLERK OF BOARD OF EDUCATION

This is to certify that the above Cash
Balance is in agreement with my bank
statement, as reconciled.


TREASURER OF SCHOOL DISTRICT

GREATER SOUTHERN TIER BOCES

Budget Status Report As Of: 06/30/2019
Fiscal Year: 2019

Fund: A GENERAL FUND

Budget Account	Description	Initial Appropriation	Adjustments	Current Appropriation	Year-to-Date Expenditures	Encumbrance Outstanding	Unencumbered Balance	Available Balance
001.000	ADMINISTRATION	363,255.00	0.00	363,255.00	384,351.93	0.00	-21,096.93	-21,096.93
001.010	BOARD OF EDUCATION	167,977.00	61,029.00	229,006.00	217,794.45	0.00	11,211.55	11,211.55
001.020	DISTRICT SUPERINTENDENT	295,435.00	0.00	295,435.00	286,854.42	0.00	8,580.58	8,580.58
001.030	GENERAL COST OF ADMINISTRATION	268,467.00	1,419.00	269,886.00	266,845.83	0.00	3,040.17	3,040.17
001.040	CENTRAL SUPPORT	1,876,777.00	-55,419.00	1,821,358.00	1,783,205.82	0.00	38,152.18	38,152.18
001.050	OTHER: CENTRAL ADMINISTRATION	4,753,922.00	-7,029.00	4,746,893.00	3,912,006.18	0.00	834,886.82	834,886.82
001.060	INTEREST ON INDEBTEDNESS	850,000.00	0.00	850,000.00	800,989.57	0.00	49,010.43	49,010.43
001.070	OTHER: SIC K AND VACATION	0.00	0.00	0.00	-55,700.41	0.00	55,700.41	55,700.41
002.000	RENTAL OF FACILITIES	776,950.00	0.00	776,950.00	745,606.85	0.00	31,343.15	31,343.15
002.010	TRANSFER TO CAPITAL FUND	1,700,000.00	0.00	1,700,000.00	1,700,000.00	0.00	0.00	0.00
002.020	DEBT SERVICE - EPC	702,152.00	0.00	702,152.00	702,151.52	0.00	0.48	0.48
101.000	CAREER AND TECHNICAL EDUCATION	7,442.00	0.00	7,442.00	7,442.00	0.00	0.00	0.00
101.100	CTE-CPRS CAMPUS	5,643,253.00	-91,675.00	5,551,578.00	5,444,313.22	0.00	107,264.78	107,264.78
101.104	CTE-CPRS-COMPUTER PROGRAMMING	141,102.00	3,375.00	144,477.00	140,729.35	0.00	3,747.65	3,747.65
101.106	CTE-CPRS-AUTO BODY	106,736.00	1,904.00	108,640.00	105,542.78	0.00	3,097.22	3,097.22
101.107	CTE-CPRS-AUTO MECHANICS	108,679.00	-12,710.00	95,969.00	94,876.85	0.00	1,092.15	1,092.15
101.110	CTE-CPRS-AGRICULTURE	142,600.00	75,664.00	218,264.00	215,621.24	0.00	2,642.76	2,642.76
101.113	CTE-CPRS-GRAPHIC COMM	125,483.00	837.00	126,320.00	123,878.01	0.00	2,441.99	2,441.99
101.115	CTE-CPRS-COSMETOLOGY	110,445.00	-4,983.00	105,462.00	107,448.85	0.00	-1,986.85	-1,986.85
101.120	CTE-CPRS-HEALTH TECH	78,134.00	-3,977.00	74,157.00	69,649.40	0.00	4,507.60	4,507.60
101.121	CTE-CPRS-ED SUPPT PE SVC	14,972.00	416.00	15,388.00	14,577.15	0.00	810.85	810.85
101.145	CTE-CPRS-CONSTRUCTION TRADES	154,668.00	-13,743.00	140,925.00	132,475.28	0.00	8,449.72	8,449.72
101.155	CTE-CPRS-MACHINE SHOP	111,654.00	-20,189.00	91,465.00	86,813.54	0.00	4,651.46	4,651.46
101.166	CTE-CPRS-NEW VISION HLTH	134,424.00	10,326.00	144,750.00	142,916.06	0.00	1,833.94	1,833.94
101.170	CTE-CPRS-ICM	175,807.00	-87,934.00	87,873.00	86,183.07	0.00	1,689.93	1,689.93
101.190	CTE-CPRS-CULINARY ARTS	110,764.00	-5,218.00	105,546.00	109,084.46	0.00	-3,538.46	-3,538.46
101.193	CTE-CPRS-LAW ENFORCEMENT	110,164.00	-31,069.00	79,095.00	76,637.41	0.00	2,457.59	2,457.59
101.200	CTE - BUSH CAMPUS	488,604.00	180,099.00	668,703.00	518,755.33	0.00	149,947.67	149,947.67
101.201	CTE - BUSH - ED SUPPORT SVC	2,215,642.00	160,253.00	2,375,895.00	2,361,564.46	0.00	14,340.54	14,340.54
101.202	CTE - BUSH - CONSERVATION	230,615.00	30,893.00	261,508.00	254,647.69	0.00	6,860.31	6,860.31
101.205	CTE - BUSH - CHILD CARE	116,862.00	397.00	117,259.00	110,242.25	0.00	7,016.75	7,016.75
101.206	CTE - BUSH - AUTO BODY REPAIR	94,527.00	2,207.00	96,734.00	94,266.61	0.00	2,467.39	2,467.39
101.207	CTE - BUSH - AUTO MECHANICS	269,000.00	-68,822.00	200,178.00	147,506.02	0.00	52,671.98	52,671.98
101.208	CTE - BUSH - DIESEL MECHANICS	103,438.00	386.00	103,824.00	98,321.80	0.00	5,502.20	5,502.20
101.209	CTE - BUSH - COMMUNICATIONS	92,090.00	7.00	92,097.00	91,264.96	0.00	832.04	832.04
101.210	CTE - BUSH - CARPENTRY	239,251.00	-952.00	238,299.00	236,156.95	0.00	2,142.05	2,142.05
101.211	CTE - BUSH - GRAPHICS	147,009.00	434.00	147,443.00	138,794.69	0.00	8,648.31	8,648.31
101.213	CTE - BUSH - WELDING	123,868.00	340.00	124,208.00	122,484.47	0.00	1,723.53	1,723.53
101.214	CTE - BUSH - WORK EXPERIENCE	330,769.00	3,560.00	334,329.00	320,031.47	0.00	14,297.53	14,297.53
101.215	CTE - BUSH - COSMETOLOGY	235,192.00	-2,804.00	232,388.00	230,056.29	0.00	2,331.71	2,331.71

GREATER SOUTHERN TIER BOCES

Budget Status Report As Of: 06/30/2019

Fiscal Year: 2019

Fund: A GENERAL FUND

Budget Account	Description	Initial Appropriation	Adjustments	Current Appropriation	Year-to-Date Expenditures	Encumbrance Outstanding	Unencumbered Balance	Available Balance
101.216	CTE - BUSH - CHEF/COOK	115,390.00	2,218.00	117,608.00	115,270.55	0.00	2,337.45	2,337.45
101.217	CTE - BUSH - PRE-VOCATIONAL	208,655.00	-19,685.00	188,970.00	185,217.06	0.00	3,752.94	3,752.94
101.218	CTE - BUSH - LAW ENFORCEMENT	119,371.00	1,635.00	121,006.00	118,072.05	0.00	2,933.95	2,933.95
101.219	CTE - BUSH - FASHION MERCHANDISING	104,345.00	120.00	104,465.00	103,054.52	0.00	1,410.48	1,410.48
101.220	CTE - BUSH - NURSE ASSISTING	223,815.00	4,662.00	228,477.00	215,896.76	0.00	12,580.24	12,580.24
101.221	CTE - BUSH - DENTAL ASSISTING	112,434.00	2,171.00	114,605.00	113,515.59	0.00	1,089.41	1,089.41
101.222	CTE - BUSH - AUTO MECHANICS 2	0.00	0.00	0.00	15,354.67	0.00	-15,354.67	-15,354.67
101.223	CTE - BUSH - CARPENTRY 2	0.00	0.00	0.00	18,635.15	0.00	-18,635.15	-18,635.15
101.224	CTE - BUSH - CARPENTRY 3	0.00	0.00	0.00	44,560.96	0.00	-44,560.96	-44,560.96
101.227	CTE - BUSH - ANIMAL SCIENCE	174,839.00	9,053.00	183,892.00	177,807.47	0.00	6,084.53	6,084.53
101.300	CTE-WW CAMPUS	2,020,454.00	60,882.00	2,081,336.00	1,988,940.55	0.00	92,395.45	92,395.45
101.304	CTE-WW-COMPUTER PROGRAMMING	144,531.00	15,599.00	160,130.00	152,181.74	0.00	7,948.26	7,948.26
101.306	CTE-WW-AUTO BODY	153,023.00	5,682.00	158,705.00	152,003.26	0.00	6,701.74	6,701.74
101.307	CTE-WW-AUTO TECH	103,268.00	10,874.00	114,142.00	134,256.06	0.00	-20,114.06	-20,114.06
101.313	CTE-WW-WELDING	107,910.00	5,555.00	113,465.00	103,334.28	0.00	10,130.72	10,130.72
101.314	CTE-WW-VISUAL COMMUNICATIONS	134,260.00	9,234.00	143,494.00	137,406.11	0.00	6,087.89	6,087.89
101.315	CTE-WW-COSMETOLOGY	118,704.00	6,392.00	125,096.00	113,821.68	0.00	11,274.32	11,274.32
101.318	CTE-WW-CRIMINAL JUSTICE	87,891.00	3,015.00	90,906.00	86,925.45	0.00	3,980.55	3,980.55
101.320	CTE-WW-HEALTH OCCUPATIONS	138,617.00	8,419.00	147,036.00	129,844.84	0.00	17,191.16	17,191.16
101.321	CTE-WW-ED SUPPT PE SVC	53,059.00	7,836.00	60,895.00	52,918.95	0.00	7,976.05	7,976.05
101.335	CTE-WW-BUILDING TRADES	127,492.00	4,404.00	131,896.00	136,142.28	0.00	-4,246.28	-4,246.28
101.346	CTE-WW-HEAVY EQUIPMENT	214,367.00	5,279.00	219,646.00	211,837.63	0.00	7,808.37	7,808.37
101.367	CTE-WW-NEW VIS EDUC	53,497.00	-35,170.00	18,327.00	0.00	0.00	18,327.00	18,327.00
101.370	CTE-WW-ICM	87,071.00	72,475.00	159,546.00	155,387.32	0.00	4,158.68	4,158.68
101.380	CTE-WW-NEW VISION HLTH	129,839.00	4,792.00	134,631.00	126,737.97	0.00	7,893.03	7,893.03
101.390	CTE-WW-CULINARY ARTS	142,080.00	3,273.00	145,353.00	145,721.58	0.00	-368.58	-368.58
105.493	CTE CROSS CONTRACT W/ GV BOCES	0.00	35,292.00	35,292.00	35,292.00	0.00	0.00	0.00
107.499	CTE W/CATT-ALLEGANY BOCES	0.00	8,685.00	8,685.00	8,685.00	0.00	0.00	0.00
108.494	CTE W/MONROE #1 BOCES	0.00	9,139.00	9,139.00	9,138.37	0.00	0.63	0.63
203.201	S/P 1:12:1-PROJECT SEARCH	176,032.00	7,982.00	184,014.00	174,292.76	0.00	9,721.24	9,721.24
203.220	S/P 1:12:1-ACADEMIC DELAY	434,429.00	223.00	434,652.00	413,297.96	0.00	21,354.04	21,354.04
204.000	Staffing 1:12:3	0.00	295,818.00	295,818.00	286,682.35	0.00	9,135.65	9,135.65
205.000	S/P 1:15	903,786.00	-1,476.00	902,310.00	695,274.92	0.00	207,035.08	207,035.08
209.000	S/P 1:8:1	8,722,677.00	169,688.00	8,892,365.00	6,800,180.05	0.00	2,092,184.95	2,092,184.95
213.693	S/P 1:8:1 WTST BOCES	0.00	15,050.00	15,050.00	15,049.69	0.00	0.31	0.31
216.000	S/P 1:6:1-EPC	1,493,192.00	-18,312.00	1,474,880.00	1,407,084.18	0.00	67,795.82	67,795.82
216.214	S/P 1:6:1-ED HOST SITES	2,797,740.00	-239,576.00	2,558,164.00	1,789,913.76	0.00	768,250.24	768,250.24
216.217	S/P 1:6:1-AUTISM	4,517,490.00	-85,340.00	4,432,150.00	2,251,816.66	0.00	2,180,333.34	2,180,333.34
216.219	S/P 1:6:1-MULTIPLY DISABLED	1,832,317.00	-345,960.00	1,486,357.00	526,101.50	0.00	960,255.50	960,255.50
218.499	STAFFING 1:12:3 W/ CATT-ALLE	17,959.00	-17,959.00	0.00	0.00	0.00	0.00	0.00

GREATER SOUTHERN TIER BOCES

Budget Status Report As Of: 06/30/2019

Fiscal Year: 2019

Fund: A GENERAL FUND

Budget Account	Description	Initial Appropriation	Adjustments	Current Appropriation	Year-to-Date Expenditures	Encumbrance Outstanding	Unencumbered Balance	Available Balance
219.599 S/P 1:8:1 RS W/ BROOME BOCES		15,268.00	-15,268.00	0.00	0.00	0.00	0.00	0.00
221.494 STAFFING 1:12:3 W/ MONROE 1		216,425.00	20,439.00	236,864.00	236,863.27	0.00	0.73	0.73
250.499 STAFFING 1:6:1 W/ CATT-ALLE		433,410.00	-273,548.00	159,862.00	159,861.10	0.00	0.90	0.90
252.495 STAFFING 1:6:1 W/ WFL BOCES		87,419.00	-87,419.00	0.00	0.00	0.00	0.00	0.00
253.599 S/P 1:8:1 - BROOME-TIOGA BOCES		0.00	79,977.00	79,977.00	79,976.07	0.00	0.93	0.93
254.499 STAFFING 1:8:1 W/ CATT-ALLE		0.00	89,683.00	89,683.00	89,682.80	0.00	0.20	0.20
301.000 ITINERANT MUSIC		142,956.00	-2,213.00	140,743.00	136,378.52	0.00	4,364.48	4,364.48
302.494 ITINERANT HNDCCP: OTH W/MONROE		0.00	797.00	797.00	796.68	0.00	0.32	0.32
303.000 ITINERANT ART		102,390.00	-73,876.00	28,514.00	26,360.37	0.00	2,153.63	2,153.63
304.000 ITINERANT VISUALLY IMPAIRED		212,251.00	35,939.00	248,190.00	246,050.11	0.00	2,139.89	2,139.89
304.001 ITINERANT VIS IMP BRAILLER PREP		35,024.00	3,665.00	38,689.00	32,825.49	0.00	5,863.51	5,863.51
305.000 ITINERANT PHYSICAL THERAPY		368,110.00	76,775.00	444,885.00	425,287.39	0.00	19,597.61	19,597.61
307.000 ITINERANT-ENGLISH SECOND LANGUAGE		424,736.00	-57,115.00	367,621.00	358,566.75	0.00	9,054.25	9,054.25
309.000 ITINERANT SPEECH IMPROVEMENT		535,320.00	-102,629.00	432,691.00	418,034.98	0.00	14,656.02	14,656.02
310.000 ITINERANT SPEECH IMPAIRED		409,156.00	-20,399.00	388,757.00	369,726.71	0.00	19,030.29	19,030.29
312.000 ITINERANT SCHOOL PSYCHOLOGIST		422,646.00	-18,970.00	403,676.00	396,022.52	0.00	7,653.48	7,653.48
313.000 ITINERANT INTERP FOR DEAF		342,335.00	-2,785.00	339,550.00	333,433.50	0.00	6,116.50	6,116.50
316.000 ITINERANT HOME AND CAREERS		74,570.00	-6,042.00	68,528.00	65,516.78	0.00	3,011.22	3,011.22
318.000 GENERAL SUPERVISION/COORDINATION		485,750.00	29,000.00	514,750.00	406,280.83	0.00	108,469.17	108,469.17
324.000 ITINERANT OCCUPATIONAL THERAPY		691,012.00	9,628.00	700,640.00	667,317.60	0.00	33,322.40	33,322.40
326.000 ITINERANT HARD OF HEARING		209,356.00	-4,611.00	204,745.00	196,256.59	0.00	8,488.41	8,488.41
327.000 ITINERANT TEACHER OF THE DEAF		165,224.00	7,621.00	172,845.00	165,563.79	0.00	7,281.21	7,281.21
328.693 INTERNAL AUDITOR W/TST BOCES		63,219.00	7,103.00	70,322.00	70,321.23	0.00	0.77	0.77
329.499 BUSINESS MANAGER W/ CATT-ALL BOCES		23,660.00	2,134.00	25,794.00	25,794.00	0.00	0.00	0.00
330.000 ITINERANT NURSE/NURSE TEACHER		57,410.00	-19,958.00	37,452.00	36,999.86	0.00	452.14	452.14
331.000 ITINERANT CONSULTANT TEACHER		631,212.00	228,563.00	859,775.00	846,729.73	0.00	13,045.27	13,045.27
332.000 ITINERANT SCHOOL SOCIAL WORKER		274,840.00	10,730.00	285,570.00	278,351.01	0.00	7,218.99	7,218.99
336.494 ITIN INTERP FOR DEAF W/MONROE #1		0.00	21,766.00	21,766.00	21,765.51	0.00	0.49	0.49
339.693 ITIN DIAGNOSTIC SVS W/TST		0.00	1,040.00	1,040.00	1,040.00	0.00	0.00	0.00
349.495 ITIN DIAG SVS WWFL		570.00	1.00	571.00	570.15	0.00	0.85	0.85
350.492 ITINERANT HR MGR W/ERIE 2 BOCES		0.00	24,000.00	24,000.00	24,000.00	0.00	0.00	0.00
351.693 ITIN SCHOOL SOC WRKR W/TST BOCES		0.00	45,276.00	45,276.00	45,275.20	0.00	0.80	0.80
352.494 TEACHER HARD OF HEARING W/MONROE 1		0.00	13,276.00	13,276.00	13,275.44	0.00	0.56	0.56
353.394 ITIN DIAG SVS W/DUTCHESS BOCES		0.00	4,506.00	4,506.00	4,505.87	0.00	0.13	0.13
354.599 ITIN CONSULTANT TEACHER W/BROOME BO		0.00	1,089.00	1,089.00	1,089.00	0.00	0.00	0.00
401.000 ARTS IN ED(BASE)		45,346.00	595.00	45,941.00	41,656.11	0.00	4,284.89	4,284.89
401.001 ARTS IN ED-DIST SPEC		303,566.00	15,284.00	318,850.00	237,064.08	0.00	81,785.92	81,785.92
401.002 ARTS IN ED-CHEMUNG RIVER		16,400.00	0.00	16,400.00	0.00	0.00	16,400.00	16,400.00
403.001 ALT ED - AD BASED LRNG (ABL)		102,418.00	21,250.00	123,668.00	117,372.08	0.00	6,295.92	6,295.92
403.003 ALT ED - SECONDARY(MODEL A)		2,037,739.00	76,166.00	2,113,905.00	2,058,534.69	0.00	55,370.31	55,370.31

GREATER SOUTHERN TIER BOCES

Budget Status Report As Of: 06/30/2019

Fiscal Year: 2019

Fund: A GENERAL FUND

Budget Account	Description	Initial Appropriation	Adjustments	Current Appropriation	Year-to-Date Expenditures	Encumbrance Outstanding	Unencumbered Balance	Available Balance
403.004	ALT ED - MIDDLE SCHOOL-HORNELL	210,948.00	0.00	210,948.00	193,907.31	0.00	17,040.69	17,040.69
406.693	EQUIV ATT EDGED W/ TST BOCES	0.00	107.00	107.00	106.70	0.00	0.30	0.30
409.000	ACADEMIC PRGS-DETENTION	117,555.00	0.00	117,555.00	114,192.68	0.00	3,362.32	3,362.32
412.000	ADV PLCMT-ACE	33,838.00	0.00	33,838.00	10,699.40	0.00	23,138.60	23,138.60
415.000	SUMMER SCHOOL-SECONDARY	725,150.00	-14,460.00	710,690.00	665,151.02	0.00	45,538.98	45,538.98
416.494	ACADMIC PRGS SPEC FACLT W/MONR 1	0.00	1,819.00	1,819.00	1,818.98	0.00	0.02	0.02
419.693	ACADMIC PRGS SPEC FACLT W/TST BOCE	0.00	8,059.00	8,059.00	8,058.60	0.00	0.40	0.40
421.594	ACADMIC PRGS SPEC FACLT W/OCM	530.00	4,134.00	4,664.00	4,664.00	0.00	0.00	0.00
426.001	EXPL ENRICHMNT-BASE	22,961.00	1,642.00	24,603.00	16,205.51	0.00	8,397.49	8,397.49
426.001	EXPL ENRICHMNT-DISTRCT SPECIFIC	114,805.00	8,493.00	123,298.00	68,045.38	0.00	55,252.62	55,252.62
427.599	EXPL ENRICHMNT W/BROOME BOCES	14,746.00	0.00	14,746.00	14,746.00	0.00	0.00	0.00
430.000	DISTANCE LEARNING BASE-COORD	111,659.00	4,098.00	115,757.00	108,980.11	0.00	6,776.89	6,776.89
430.001	DISTANCE LEARNING DIST SPEC	64,875.00	37,632.00	102,507.00	72,333.35	0.00	30,173.65	30,173.65
430.007	DL-ADVANCED ACADEMICS BASE	45,719.00	30,867.00	76,586.00	76,584.64	0.00	1.36	1.36
430.008	DL-ADVANCED ACADEMICS DIST SPEC	245,484.00	13,357.00	258,841.00	86,616.27	0.00	172,224.73	172,224.73
433.496	DISTANCE LEARNING W/MON 2 BOCES	4,340.00	-4,340.00	0.00	0.00	0.00	0.00	0.00
439.499	EXPL ENRICHMNT W/CAEW BOCES	0.00	0.00	0.00	2,014.00	0.00	-2,014.00	0.00
443.695	EXPL ENRICHMNT W/JEFFERSON-LEWIS	1,810.00	-1,810.00	0.00	0.00	0.00	0.00	0.00
444.692	DISTANCE LEARNING -LANGUAGE W/OHM	62,674.00	-1.00	62,673.00	62,672.48	0.00	0.52	0.52
445.000	P-TECH	1,795,346.00	0.00	1,795,346.00	1,672,092.86	0.00	123,253.14	123,253.14
448.692	ARTS IN EDUCATION W/OHM BOCES	0.00	9,900.00	9,900.00	9,900.00	0.00	0.00	0.00
505.494	ED COMM-MUSIC LIB-MONROE #1 BOCES	797.00	1.00	798.00	797.12	0.00	0.88	0.88
506.000	CURRICULUM DEVELOPMENT	826,500.00	-105,460.00	721,040.00	579,668.69	0.00	141,371.31	141,371.31
506.001	CURRICULUM DEVELOPMENT-STIPENDS	89,848.00	27,051.00	116,899.00	56,566.00	0.00	60,333.00	60,333.00
506.002	CURRICULUM DEVELOPMENT-SUBS	103,095.00	-4,000.00	99,095.00	40,820.63	0.00	58,274.37	58,274.37
507.000	INTER SCHLSTIC SPORTS COORD-V	9,852.00	0.00	9,852.00	5,786.32	0.00	4,065.68	4,065.68
508.000	LIBRARY SERVICE/MEDIA (BASE)	79,695.00	0.00	79,695.00	68,458.12	0.00	11,236.88	11,236.88
508.001	LIBRY SVC-DATABASES	222,753.00	48,870.00	271,623.00	256,763.67	0.00	14,859.33	14,859.33
508.002	LIBRY SVC-COOPERATIVE COLLECTION DV	85,057.00	-106.00	84,951.00	83,010.45	0.00	1,940.55	1,940.55
511.000	PRINTING	1,017,786.00	925,034.00	1,942,820.00	1,815,815.39	0.00	127,004.61	127,004.61
511.005	PRINTING - COURIER	224,070.00	0.00	224,070.00	147,179.61	0.00	76,890.39	76,890.39
512.000	COMP SVC-CAI/LAN	722,800.00	55,007.00	777,807.00	636,111.28	0.00	141,695.72	141,695.72
512.001	COMP SVC-CAI/LAN DIST SPEC	1,460,774.00	843,174.00	2,303,948.00	2,227,676.62	0.00	76,271.38	76,271.38
513.000	LIBRARY AUTOMATION (BASE)	208,576.00	0.00	208,576.00	149,635.39	0.00	58,940.61	58,940.61
513.001	LIBRARY AUTOMATION-DIST SPECIFIC	12,671.00	384.00	13,055.00	9,652.00	0.00	3,403.00	3,403.00
513.002	LIBRARY AUTOMATION-MANDARIN	44,880.00	185.00	45,065.00	44,385.00	0.00	680.00	680.00
514.000	EXTRA CURR COORD ACADEMIC ALL STARS	14,467.00	0.00	14,467.00	11,838.93	0.00	2,628.07	2,628.07
516.000	PLANNING/INSTR-GRANT WRITING	958,642.00	0.00	958,642.00	762,335.99	0.00	196,306.01	196,306.01
517.000	COORD. OTHER-SUPT DEVELOPMENT	42,000.00	59,250.00	101,250.00	110,303.11	0.00	-9,053.11	-9,053.11
518.000	COORDINATOR OF HOME INSTRUCTION	74,675.00	3,584.00	78,259.00	48,584.57	0.00	29,674.43	29,674.43

GREATER SOUTHERN TIER BOCES

Budget Status Report As Of: 06/30/2019

Fiscal Year: 2019

Fund: A GENERAL FUND

Budget Account	Description	Initial Appropriation	Adjustments	Current Appropriation	Year-to-Date Expenditures	Encumbrance Outstanding	Unencumbered Balance	Available Balance
520.000	COMPREHENSIVE SUPPORT SERVICES	107,955.00	-15,354.00	92,601.00	90,470.95	0.00	2,130.05	2,130.05
522.000	EQUIPMENT REPAIR-AV	66,620.00	127.00	66,747.00	58,273.79	0.00	8,473.21	8,473.21
522.001	EQUIPMENT REPAIR-MICRO	356,432.00	3.00	356,435.00	296,556.48	0.00	59,878.52	59,878.52
523.493	INTER-SCHOL COOR-W/ GV BOCES	3,095.00	3,185.00	6,280.00	6,280.00	0.00	0.00	0.00
525.000	I/S TCHRS-BASE(INCLUDES PVS .004)	973,000.00	46,652.00	1,019,652.00	849,526.11	0.00	170,125.89	170,125.89
525.001	I/S TCHRS-SUBS (INCLUDES PVS .006)	111,600.00	4,000.00	115,600.00	52,162.50	0.00	63,437.50	63,437.50
525.002	I/S TCHRS-SUMR (INCLUDES PVS .005)	22,644.00	10,024.00	32,668.00	24,102.72	0.00	8,565.28	8,565.28
525.003	I/S TCHRS-STIPND(INCLUDES PVS .007)	59,500.00	2,539.00	62,039.00	58,691.36	0.00	3,347.64	3,347.64
525.004	I/S TCHRS-EVAL (FORMERLY 525.008)	37,800.00	0.00	37,800.00	30,573.24	0.00	7,226.76	7,226.76
525.008	STF DEV-STEM EVALS(RPLCD ORIG .004)	0.00	0.00	0.00	0.00	0.00	0.00	0.00
526.691	INTER-SCHOL COOR-DCMO	31,823.00	456.00	32,279.00	32,278.53	0.00	0.47	0.47
527.000	INSTR MAT DEVEL-ELEM SCIENCE	291,912.00	3,030.00	294,942.00	251,912.29	0.00	43,029.71	43,029.71
527.001	DISCRETIONARY-ELEM SCIENCE	629,487.00	126,360.00	755,847.00	685,788.93	0.00	70,058.07	70,058.07
527.002	INSTR MAT DEVEL-SCI DISCOVERY CTR	5,391.00	0.00	5,391.00	5,340.39	0.00	50.61	50.61
527.003	SCI DISCOVERY CTR-DIST SPEC	53,913.00	0.00	53,913.00	53,837.00	0.00	76.00	76.00
528.000	IND-ED ACT COOR-CDC	450,697.00	9,620.00	460,317.00	451,887.66	0.00	8,429.34	8,429.34
528.002	IND-ED ACT COOR-CDC INTERNSHIPS	17,600.00	-413.00	17,187.00	17,588.05	0.00	-401.05	-401.05
528.005	IND-ED ACT COOR-CDC YOUTH LEADERSHP	6,648.00	430.00	7,078.00	6,643.86	0.00	434.14	434.14
528.008	IND-ED ACT COOR-CDC ADDL CAREER SV	96,015.00	-45,657.00	50,358.00	42,185.49	0.00	8,172.51	8,172.51
529.499	PRINTING W/CAEW BOCES	0.00	22.00	22.00	21.50	0.00	0.50	0.50
535.499	Equipment Repair XC	0.00	55,085.00	55,085.00	55,084.79	0.00	0.21	0.21
536.000	MODEL SCHOOLS-BASE	90,644.00	0.00	90,644.00	65,534.09	0.00	25,109.91	25,109.91
536.001	MODEL SCHOOLS-DIST SPEC	23,353.00	0.00	23,353.00	7,725.00	0.00	15,628.00	15,628.00
537.000	SCH CURR-BASE	178,143.00	-800.00	177,343.00	141,049.19	0.00	36,293.81	36,293.81
537.001	SCH CURR-WORKSHOPS	401,012.00	5,817.00	406,829.00	280,476.38	0.00	126,352.62	126,352.62
537.002	SCH CURR-LEADERSHIP	236,533.00	-2,296.00	234,237.00	233,345.50	0.00	891.50	891.50
537.003	SCH CURR-LEADERSHIP	21,000.00	0.00	21,000.00	3,317.05	0.00	17,682.95	17,682.95
537.004	SCH CURR-SUB REIMBURSEMENT	49,189.00	4,086.00	53,275.00	7,080.00	0.00	46,195.00	46,195.00
537.005	SCH CURR-WORKSHOPS-DISTRICT SPEC	115,850.00	73,560.00	189,410.00	90,099.97	0.00	99,310.03	99,310.03
537.006	SCH CURR-STIPENDS	141,717.00	2,215.00	143,932.00	69,349.61	0.00	74,582.39	74,582.39
537.007	SCH CURR-SUPT RETREAT	6,300.00	0.00	6,300.00	803.00	0.00	5,497.00	5,497.00
537.008	SCH CURR-NYSCOSS	2,100.00	800.00	2,900.00	2,639.50	0.00	260.50	260.50
537.010	SCH CURR-NETWORK TEAMS	66,000.00	0.00	66,000.00	36,364.00	0.00	29,636.00	29,636.00
537.011	SCH CURR-ORGANIZ DEVELOP	0.00	0.00	0.00	-12,250.10	0.00	12,250.10	12,250.10
537.012	SCH CURR-REGIONAL SCORING	238,553.00	60,189.00	298,742.00	282,356.00	0.00	16,386.00	16,386.00
537.064	SCH CURR-ADMINISTRATORS' ACADEMY	0.00	26,858.00	26,858.00	26,857.70	0.00	0.30	0.30
537.850	SCH CURR-LAMINATING/POSTERS	0.00	2,251.00	2,251.00	2,141.74	0.00	109.26	109.26
540.698	STAFF DEV W/PUTNAM WESTCHESTER BOCE	0.00	66,203.00	66,203.00	66,202.50	0.00	0.50	0.50
545.496	SCH CURR-W/MONROE #2 BOCES	0.00	3,363.00	3,363.00	3,362.19	0.00	0.81	0.81
547.591	SCHOOL/CURR IMPROV PLAN W/ERIE 1	0.00	4,762.00	4,762.00	4,762.00	0.00	0.00	0.00

GREATER SOUTHERN TIER BOCES

Budget Status Report As Of: 06/30/2019

Fiscal Year: 2019

Fund: A GENERAL FUND

Budget Account	Description	Initial Appropriation	Adjustments	Current Appropriation	Year-to-Date Expenditures	Encumbrance Outstanding	Unencumbered Balance	Available Balance
548.596	SCH CURR W/ALBANY BOCES	2,270.00	-2,270.00	0.00	0.00	0.00	0.00	0.00
550.591	COMPUTER SVC. INSTR W/ERIE 1 BOCES	1,125,765.00	1,125,189.00	2,383,954.00	2,383,953.22	0.00	0.78	0.78
551.594	SCH CURR-W/OCM BOCES	0.00	3,094.00	3,094.00	3,094.00	0.00	0.00	0.00
552.599	SCH CURR-W/BROOME-TIOGA BOCES	0.00	380.00	380.00	380.00	0.00	0.00	0.00
554.494	SCH CURR-W/MONROE #1 BOCES	0.00	4,066.00	4,066.00	4,065.10	0.00	0.90	0.90
555.591	MODEL SCHOOLS W/ERIE 1 BOCES	44,550.00	2,443.00	46,993.00	46,992.40	0.00	0.60	0.60
558.693	SCH CURR-W/TST BOCES	16,350.00	137.00	16,487.00	16,486.25	0.00	0.75	0.75
559.693	SUBSTANCE ABUSE INFO W/ TST	1,366.00	-1,366.00	0.00	0.00	0.00	0.00	0.00
561.598	SCH CURR-W/W/SWHE BOCES	0.00	0.00	0.00	0.00	0.00	0.00	0.00
562.493	SCH CURR-W/GEN VALLEY BOCES	18,207.00	63,215.00	81,422.00	81,421.26	0.00	0.74	0.74
565.591	LIBRARY SVCS W/ ERIE 1 BOCES	4,900.00	0.00	4,900.00	4,900.00	0.00	0.00	0.00
567.690	SCH CURR-W/SULLIVAN BOCES	0.00	594,108.00	594,108.00	594,107.69	0.00	0.31	0.31
568.596	MODEL SCHOOLS W/ ALBANY BOCES	1,040.00	-1,040.00	0.00	0.00	0.00	0.00	0.00
569.495	INTER-SCHOOL COOR-W/ WFL BOCES	28,172.00	3,966.00	32,138.00	32,137.35	0.00	0.65	0.65
572.597	SCH CURR-W/MADISON-ONEIDA BOCES	0.00	490.00	490.00	490.00	0.00	0.00	0.00
576.391	SIP W/ FRANKLIN ESSEX HAMILTON	0.00	1,603.00	1,603.00	1,603.00	0.00	0.00	0.00
577.592	SIP W/ QUESTAR III	3,014.00	0.00	3,014.00	3,013.92	0.00	0.08	0.08
579.492	STAFF DEVELOPMENT; OTHER W/ERIE 2	0.00	275.00	275.00	275.00	0.00	0.00	0.00
580.694	SCH CURR-W/EASTERN SUFFOLK BOCES	45,000.00	6,120.00	51,120.00	51,120.00	0.00	0.00	0.00
581.492	STAFF DEV: CERT & ADMIN W/ ERIE 2	0.00	3,869.00	3,869.00	3,868.20	0.00	0.80	0.80
582.692	EDUCATIONAL COMM CTR W/OHM BOCES	0.00	141.00	141.00	140.24	0.00	0.76	0.76
583.499	STAFF DEVELOPMENT W/CATT-ALLEGANY	0.00	2,145.00	2,145.00	2,145.00	0.00	0.00	0.00
584.590	SCHOOL/CURR IMPRVMT W/ORANGE-ULSTE	0.00	5,300.00	5,300.00	5,300.00	0.00	0.00	0.00
585.393	STAFF DEVELOPMENT W/ULSTER BOCES	0.00	4,800.00	4,800.00	4,800.00	0.00	0.00	0.00
586.594	GRANT WRITING W/OCM BOCES	0.00	3,150.00	3,150.00	3,150.00	0.00	0.00	0.00
587.492	CURRICULUM DEVELOPMENT W/ERIE 2 BOC	0.00	1,753.00	1,753.00	1,752.40	0.00	0.60	0.60
588.495	CURRICULUM DEVELOPMENT W/WFL BOCES	0.00	66,772.00	66,772.00	66,771.60	0.00	0.40	0.40
602.001	HLTH COORD-STEUBEN PLAN	115,186.00	0.00	115,186.00	118,412.83	0.00	-3,226.83	-3,226.83
602.002	WORKERS COMP COORD	44,505.00	0.00	44,505.00	41,402.61	0.00	3,102.39	3,102.39
605.001	CSC-TELECOM	-817,722.00	77,630.00	-740,092.00	-738,453.22	0.00	-1,638.78	-1,638.78
605.002	CSC-DESKTOP	2,723,108.00	-102,115.00	2,620,993.00	2,485,353.88	0.00	135,639.12	135,639.12
605.003	CSC-EMAIL	79,944.00	500.00	80,444.00	63,566.99	0.00	16,877.01	16,877.01
605.005	CSC-INST TECH	140,315.00	-1,400.00	138,915.00	125,608.44	0.00	13,306.56	13,306.56
605.006	CSC-SERVER	461,525.00	69,311.00	530,836.00	519,921.88	0.00	10,914.12	10,914.12
605.007	CSC-ON-LINE	460,757.00	31,943.00	492,700.00	452,618.93	0.00	40,081.07	40,081.07
605.008	CSC-ON-LINE/DIST SPEC	3,263,175.00	57,971.00	3,321,146.00	3,109,069.99	0.00	212,076.01	212,076.01
605.009	CSC-DOC IMAGING	169,944.00	69,664.00	239,608.00	196,063.64	0.00	43,544.36	43,544.36
605.010	CSC-STUDENT MGT SYS-BASE	875,740.00	10,365.00	886,105.00	842,357.26	0.00	43,747.74	43,747.74
605.011	CSC-STUDENT MGT SYS-DIST SPEC	78,963.00	5,716.00	84,679.00	84,327.11	0.00	351.89	351.89
605.012	CSC-FINANCIAL	786,954.00	-12,182.00	774,772.00	722,663.83	0.00	52,108.17	52,108.17

GREATER SOUTHERN TIER BOCES

Budget Status Report As Of: 06/30/2019
Fiscal Year: 2019

Fund: A GENERAL FUND

Budget Account	Description	Initial Appropriation	Adjustments	Current Appropriation	Year-to-Date Expenditures	Encumbrance Outstanding	Unencumbered Balance	Available Balance
605.013 CSC-DSRS		1,244,435.00	-4,340.00	1,240,095.00	1,191,306.38	0.00	48,788.62	48,788.62
605.014 CSC-SAS		137,588.00	0.00	137,588.00	134,577.83	0.00	3,010.17	3,010.17
605.015 CSC-TEST SCORING-BASE		618,851.00	25,955.00	644,806.00	603,738.53	0.00	41,067.47	41,067.47
605.016 CSC-TEST SCORING-DIST SPEC		422,254.00	-2,153.00	420,101.00	338,404.21	0.00	81,696.79	81,696.79
605.017 CSC-IDEAS		118,993.00	25,559.00	144,552.00	123,066.18	0.00	21,485.82	21,485.82
605.018 CSC-INTERNET		368,316.00	147,612.00	515,928.00	488,069.79	0.00	27,858.21	27,858.21
605.019 CSC-INTERNET-DIST SPEC		16,624.00	19,720.00	36,344.00	32,803.34	0.00	3,540.66	3,540.66
605.020 CSC-CLEAR TRACK 200		287,009.00	7,776.00	294,785.00	286,657.32	0.00	8,127.68	8,127.68
605.021 CSC-CAFETERIA POS-BASE		148,804.00	-553.00	148,251.00	136,008.15	0.00	12,242.85	12,242.85
605.022 CSC-CAFETERIA POS-DIST SPEC		5,225.00	2,218.00	7,443.00	3,441.23	0.00	4,001.77	4,001.77
605.023 CSC-ID CARDS		4,514.00	0.00	4,514.00	2,636.57	0.00	1,877.43	1,877.43
605.024 CSC-MEDICAID REIMBURSEMENT		172,365.00	0.00	172,365.00	168,445.38	0.00	3,919.62	3,919.62
605.025 CSC-METERING & MANAGEMENT		10,800.00	3,000.00	13,800.00	13,080.00	0.00	720.00	720.00
605.026 CSC-SHARED CIO SERVICE		241,751.00	687.00	242,438.00	236,636.24	0.00	5,801.76	5,801.76
605.027 CSC-VOIP		501,999.00	62,475.00	564,474.00	515,148.83	0.00	49,325.17	49,325.17
605.028 CSC-BACKUP SERVICE		213,741.00	5,301.00	219,042.00	171,654.17	0.00	47,387.83	47,387.83
605.029 CSC-SECURITY		252,940.00	111,257.00	364,197.00	343,236.22	0.00	20,960.78	20,960.78
605.030 CSC-ENHANCED MEDICAID COORDINATION		87,638.00	-3,641.00	83,997.00	73,020.57	0.00	10,976.43	10,976.43
605.031 FAX SERVICE		28,016.00	-10,015.00	18,001.00	9,233.80	0.00	8,767.20	8,767.20
605.032 DATA PRIVACY & SECURITY (DPSS)		0.00	527.00	527.00	526.67	0.00	0.33	0.33
606.000 SUBSTITUTE COORDINATION		129,314.00	0.00	129,314.00	92,293.27	0.00	37,020.73	37,020.73
608.000 NEGOTIATIONS (LABOR RELATIONS)		330,246.00	0.00	330,246.00	277,896.78	0.00	52,349.22	52,349.22
609.000 SAFETY/RISK MGT-BASE		842,085.00	110,960.00	953,045.00	907,779.48	0.00	45,265.52	45,265.52
610.000 EMPLOYEE ASSISTANCE PROGRAM		107,761.00	3,019.00	110,780.00	101,686.84	0.00	9,093.16	9,093.16
611.000 TRANS OTHER DRUG TESTING		50,349.00	-115.00	50,234.00	34,679.97	0.00	15,554.03	15,554.03
612.000 CBO-BASE		3,660,033.00	-4,924.00	3,655,109.00	3,073,738.70	0.00	581,370.30	581,370.30
612.001 CBO-DISTRICT SPECIFIC NON-AIDABLE		34,100.00	0.00	34,100.00	30,029.71	0.00	4,070.29	4,070.29
612.002 CBO-DISTRICT SPECIFIC		9,016.00	2.00	9,018.00	1,872.95	0.00	7,145.05	7,145.05
614.000 PUBLIC INFO-BASE		192,500.00	880.00	193,380.00	173,099.32	0.00	20,280.68	20,280.68
614.001 PUBLIC INFO-WEB DESIGN		-18,081.00	0.00	-18,081.00	-18,455.00	0.00	374.00	374.00
615.592 PLNG SVCS MGMT (ST AID) W/QUESTAR		97,740.00	19,380.00	117,120.00	117,120.00	0.00	0.00	0.00
616.594 COOP BDNG COORD (ENERGY) W/OOCM BOCE		29,814.00	-218.00	29,596.00	29,596.00	0.00	0.00	0.00
617.000 SCHOOL FOOD MANAGEMENT: CENTRAL		2,085,322.00	117,567.00	2,202,889.00	2,026,227.00	0.00	176,662.00	176,662.00
618.000 GASB-75 PLANNING AND VALUATION SERV		125,950.00	-5,825.00	120,125.00	120,125.00	0.00	0.00	0.00
620.596 PUBLIC INFO-BASE W/ALBANY BOCES		49,706.00	7,147.00	56,853.00	56,852.17	0.00	0.83	0.83
621.494 TRANSPORTATION HANDICAPP W/ MONROE		6,314.00	-395.00	5,919.00	5,918.78	0.00	0.22	0.22
623.000 COOP AD/RECRUITING-BASE		9,604.00	0.00	9,604.00	9,724.48	0.00	-120.48	-120.48
623.001 COOP AD/RECRUITING-DIST SPEC		74,156.00	0.00	74,156.00	85,674.69	0.00	-11,518.69	-11,518.69
624.000 STAFF DEV: BOARD OF ED		21,000.00	0.00	21,000.00	10,881.46	0.00	10,118.54	10,118.54
624.001 SCH BOARD TRAINING		0.00	20.00	20.00	1,557.54	0.00	-1,537.54	-1,537.54

GREATER SOUTHERN TIER BOCES

Budget Status Report As Of: 06/30/2019

Fiscal Year: 2019

Fund: A GENERAL FUND

Budget Account	Description	Initial Appropriation	Adjustments	Current Appropriation	Year-to-Date Expenditures	Encumbrance Outstanding	Unencumbered Balance	Available Balance
627.495	STAFF DEVELOP. CLERICAL W/WFL BOCES	0.00	410.00	410.00	409.50	0.00	0.50	0.50
629.591	COMPUTER SERVICE.MGMT W/ ERIE 1 BOC	3,230,904.00	509,428.00	3,740,332.00	3,740,331.33	0.00	0.67	0.67
631.694	CSC-X-CONT E SUFFOLK	13,310.00	2,478.00	15,788.00	16,271.75	0.00	-483.75	-483.75
633.493	HLTH CARE COORD W/GV BOCES	50,519.00	9,804.00	60,323.00	60,322.46	0.00	0.54	0.54
634.495	STAFF DEVELOP. BUS DRIVERS W/WFL	0.00	1,134.00	1,134.00	1,134.00	0.00	0.00	0.00
638.495	COOP BIDDNG COORD(ENERGY)W/WFL	20,560.00	6,425.00	26,985.00	27,113.50	0.00	-128.50	-128.50
639.596	GASB-75 PLANNING SRV W/CAPITAL BOCE	14,174.00	-7,102.00	7,072.00	7,072.00	0.00	0.00	0.00
641.496	COOP AD/RECRUITING-MON #2	16,098.00	5,363.00	21,461.00	21,460.80	0.00	0.20	0.20
644.693	STAFF DEVELOP. BUS DRIVERS W/TST	0.00	180.00	180.00	180.00	0.00	0.00	0.00
646.491	Computer Service: Management XC	20,390.00	1,778.00	22,168.00	22,167.60	0.00	0.40	0.40
648.698	RECRUITING W/ PUTNAM BOCES	26,232.00	3,902.00	30,134.00	30,134.00	0.00	0.00	0.00
649.493	STAFF DEVELOP. BUS DRIVERS W/GV BOC	0.00	663.00	663.00	662.50	0.00	0.50	0.50
651.495	COMPUTER SERVICE MANAGEMENT W/ WFL	863.00	5,192.00	6,055.00	6,054.95	0.00	0.05	0.05
652.594	COMP. SERV. W/ OCM BOCES	6,825.00	2,730.00	9,555.00	9,555.00	0.00	0.00	0.00
654.495	TELECOMMUNICATIONS W/ WFL BOCES	3,650.00	-3,650.00	0.00	0.00	0.00	0.00	0.00
656.599	COMPUTER SERVICE. MGT W/ BROOME	10,711.00	0.00	10,711.00	10,710.65	0.00	0.35	0.35
659.591	POLICY MANUAL SERVICE-ERIE 1	64,819.00	29,401.00	94,220.00	94,219.20	0.00	0.80	0.80
665.691	COOPERATIVE BID/SUPPLIES-DCMO	63,341.00	148.00	63,489.00	63,488.64	0.00	0.36	0.36
666.693	WASTE REMOVAL W/TST BOCES	12,281.00	0.00	12,281.00	12,281.00	0.00	0.00	0.00
670.494	COMPUTER SERVICE MANAGEMENT W/ MONR	13,868.00	69,910.00	83,778.00	85,281.72	0.00	-1,503.72	-1,503.72
671.592	COORDINATION OF INSURANCE MGT W/QUE	8,621.00	0.00	8,621.00	8,620.36	0.00	0.64	0.64
672.493	RECRUITING SERVICE W/GV BOCES	0.00	300.00	300.00	300.00	0.00	0.00	0.00
673.499	SAFETY/RISK MGMT W/CATT-ALL BOCES	0.00	1,000.00	1,000.00	1,000.00	0.00	0.00	0.00
674.591	NEGOTIATIONS W/ERIE 1 BOCES	0.00	11,850.00	11,850.00	11,850.00	0.00	0.00	0.00
675.698	SAFETY/RISK MGMT W/PNW BOCES	0.00	4,042.00	4,042.00	4,041.95	0.00	0.05	0.05
676.599	PLANNING SERVICE W/BROOME-TIOGA BOC	0.00	24,000.00	24,000.00	24,000.00	0.00	0.00	0.00
701.000	O & M- BUSH CAMPUS	-1,615,728.00	76,245.00	-1,539,483.00	-1,451,174.34	0.00	-88,308.66	-88,308.66
701.100	O & M- CPRS CAMPUS	703,421.00	30,787.00	734,208.00	698,831.34	0.00	35,376.66	35,376.66
701.200	O & M- WW CAMPUS	689,626.00	-74,360.00	615,266.00	574,065.75	0.00	41,200.25	41,200.25
701.300	O & M- ALL CAMPUSES	222,681.00	-32,672.00	190,009.00	178,277.25	0.00	11,731.75	11,731.75
702.000	Special Education Supervision	0.00	0.00	0.00	0.00	0.00	0.00	0.00
703.000	ISC-ADMIN	0.00	0.00	0.00	0.00	0.00	0.00	0.00
704.000	MSC ADMIN	0.00	0.00	0.00	0.00	0.00	0.00	0.00
705.000	COMPUTER SVC-ADMIN	0.00	0.00	0.00	0.00	0.00	0.00	0.00
725.000	OCC THRPY RELATED SVC	0.00	0.00	0.00	601,116.18	0.00	-601,116.18	-601,116.18
726.000	PHY THRPY RELATED SVC	0.00	0.00	0.00	326,237.82	0.00	-326,237.82	-326,237.82
727.000	RELATED SERVICE DEAF & HEARING IMPA	0.00	0.00	0.00	39,847.49	0.00	-39,847.49	-39,847.49
728.000	VISION RELATED SVC	0.00	0.00	0.00	33,300.00	0.00	-33,300.00	-33,300.00
729.000	SPEECH RELATED SVC	0.00	0.00	0.00	958,840.36	0.00	-958,840.36	-958,840.36
732.000	ONE ON ONE AIDE RELATED SVC	0.00	0.00	0.00	1,718,241.86	0.00	-1,718,241.86	-1,718,241.86

GREATER SOUTHERN TIER BOCES

Budget Status Report As Of: 06/30/2019

Fiscal Year: 2019

Fund: A GENERAL FUND

Budget Account	Description	Initial Appropriation	Adjustments	Current Appropriation	Year-to-Date Expenditures	Encumbrance Outstanding	Unencumbered Balance	Available Balance
734.000	COUNSELING RELATED SVC	0.00	0.00	0.00	1,499,261.42	0.00	-1,499,261.42	-1,499,261.42
737.001	ONE ON ONE NURSE-LPN REL SVC	0.00	0.00	0.00	108,927.34	0.00	-108,927.34	-108,927.34
Total GENERAL FUND		99,184,291.00	6,104,061.00	105,288,352.00	97,923,083.18	0.00	7,365,268.82	7,365,268.82

GREATER SOUTHERN TIER BOCES

Budget Status Report As Of: 06/30/2019
Fiscal Year: 2019

Fund: A GENERAL FUND

Selection Criteria

Criteria Name: Last Run

Fund: A

Budget type: Current Year

As Of Date: 06/30/2019

Suppress Budget Accounts with no activity

Print Summary Only

Sort by: Fund/Service

Printed by Janice Conley

GREATER SOUTHERN TIER BOCES

Revenue Status Report As Of: 06/30/2019

Fiscal Year: 2019

Fund: A GENERAL FUND

Revenue Account	Service	Description	Original Estimate	Adjustments	Current Estimate	Year-to-Date	Anticipated Balance	Excess Revenue
001.000 ADMINISTRATION								
2250-000	Chrgs to Components-Adm/Rent		8,425,833.00	0.00	8,425,833.00	8,425,833.00	0.00	0.00
2401-000	Interest and Earnings		50,000.00	0.00	50,000.00	141,573.52	0.00	91,573.52
2401-001	PREMIUM ON OBLIGATIONS		100,000.00	0.00	100,000.00	215,478.00	0.00	115,478.00
2701-000	Refunds Prior Years Expenses		0.00	0.00	0.00	25,972.38	0.00	25,972.38
2770-000	Unclassified Revenues		0.00	0.00	0.00	26,323.52	0.00	26,323.52
	Subtotal of 001.000 ADMINISTRATION		8,575,833.00	0.00	8,575,833.00	8,835,180.42	0.00	259,347.42
001.010 BOARD OF EDUCATION								
2770-000	Unclassified Revenues		0.00	0.00	0.00	36,609.36	0.00	36,609.36
	Subtotal of 001.010 BOARD OF EDUCATION		0.00	0.00	0.00	36,609.36	0.00	36,609.36
001.040 CENTRAL SUPPORT								
2701-000	Refunds Prior Years Expenses		0.00	0.00	0.00	82.05	0.00	82.05
2770-000	Unclassified Revenues		0.00	0.00	0.00	246.15	0.00	246.15
	Subtotal of 001.040 CENTRAL SUPPORT		0.00	0.00	0.00	328.20	0.00	328.20
002.000 RENTAL OF FACILITIES								
2250-000	Chrgs to Components-Adm/Rent		776,950.00	0.00	776,950.00	776,950.00	0.00	0.00
	Subtotal of 002.000 RENTAL OF FACILITIES		776,950.00	0.00	776,950.00	776,950.00	0.00	0.00
002.010 TRANSFER TO CAPITAL FUND								
2250-000	Chrgs to Components-Adm/Rent		1,700,000.00	0.00	1,700,000.00	1,700,000.00	0.00	0.00
	Subtotal of 002.010 TRANSFER TO CAPITAL FUND		1,700,000.00	0.00	1,700,000.00	1,700,000.00	0.00	0.00
002.020 DEBT SERVICE - EPC								
2250-000	Chrgs to Components-Adm/Rent		702,152.00	0.00	702,152.00	702,152.00	0.00	0.00
	Subtotal of 002.020 DEBT SERVICE - EPC		702,152.00	0.00	702,152.00	702,152.00	0.00	0.00
101.000 CAREER AND TECHNICAL EDUCATION								
1310-000	Day School Tuition		15,000.00	0.00	15,000.00	3,604.65	11,395.35	0.00
2252-000	Chrgs to Components-Services		16,823,106.00	0.00	16,823,106.00	16,823,106.00	0.00	0.00
2254-000	Chrgs to Other Boces-Services		0.00	131,893.00	131,893.00	131,893.00	0.00	0.00
2701-000	Refunds Prior Years Expenses		0.00	0.00	0.00	18.95	0.00	18.95
2770-000	Unclassified Revenues		0.00	0.00	0.00	517.00	0.00	517.00
3289-000	Other State Aid		0.00	0.00	0.00	99,500.00	0.00	99,500.00
	Subtotal of 101.000 CAREER AND TECHNICAL EDUCATION		16,838,106.00	131,893.00	16,969,999.00	17,058,639.60	11,395.35	100,035.95
101.100 CTE-CPRS CAMPUS								

* Estimated revenue for Carryover Encumbrances from the prior fiscal year will not be realized. These are estimates to balance the budget

GREATER SOUTHERN TIER BOCES

Revenue Status Report As Of: 06/30/2019

Fiscal Year: 2019

Fund: A GENERAL FUND

Revenue Account	Service	Description	Original Estimate	Adjustments	Current Estimate	Year-to-Date	Anticipated Balance	Excess Revenue
2701-000	Refunds Prior Years Expenses		0.00	0.00	0.00	3,668.93	0.00	3,668.93
2770-000	Unclassified Revenues		0.00	0.00	0.00	6,816.40	0.00	6,816.40
Subtotal of 101.100 CTE-CPRS CAMPUS			0.00	0.00	0.00	10,485.33	0.00	10,485.33
101.106 CTE-CPRS-AUTO BODY								
1422-000	Organized Activity Income		0.00	0.00	0.00	3,468.81	0.00	3,468.81
Subtotal of 101.106 CTE-CPRS-AUTO BODY			0.00	0.00	0.00	3,468.81	0.00	3,468.81
101.107 CTE-CPRS-AUTO MECHANICS								
1422-000	Organized Activity Income		0.00	0.00	0.00	1,087.44	0.00	1,087.44
2650-000	Sales-Scrap & Excess Material		0.00	0.00	0.00	100.00	0.00	100.00
2665-000	Sales-Equipment		0.00	0.00	0.00	465.75	0.00	465.75
Subtotal of 101.107 CTE-CPRS-AUTO MECHANICS			0.00	0.00	0.00	1,653.19	0.00	1,653.19
101.113 CTE-CPRS-GRAPHIC COMM								
1422-000	Organized Activity Income		0.00	0.00	0.00	100.00	0.00	100.00
Subtotal of 101.113 CTE-CPRS-GRAPHIC COMM			0.00	0.00	0.00	100.00	0.00	100.00
101.115 CTE-CPRS-COSMETOLOGY								
1422-000	Organized Activity Income		0.00	0.00	0.00	5,111.96	0.00	5,111.96
Subtotal of 101.115 CTE-CPRS-COSMETOLOGY			0.00	0.00	0.00	5,111.96	0.00	5,111.96
101.145 CTE-CPRS-CONSTRUCTION TRADES								
1422-000	Organized Activity Income		0.00	0.00	0.00	6,544.14	0.00	6,544.14
Subtotal of 101.145 CTE-CPRS-CONSTRUCTION TRADES			0.00	0.00	0.00	6,544.14	0.00	6,544.14
101.155 CTE-CPRS-MACHINE SHOP								
1422-000	Organized Activity Income		0.00	0.00	0.00	413.00	0.00	413.00
2665-000	Sales-Equipment		0.00	0.00	0.00	65.75	0.00	65.75
Subtotal of 101.155 CTE-CPRS-MACHINE SHOP			0.00	0.00	0.00	478.75	0.00	478.75
101.190 CTE-CPRS-CULINARY ARTS								
1422-000	Organized Activity Income		0.00	0.00	0.00	3,742.75	0.00	3,742.75
2665-000	Sales-Equipment		0.00	0.00	0.00	654.81	0.00	654.81
Subtotal of 101.190 CTE-CPRS-CULINARY ARTS			0.00	0.00	0.00	4,397.56	0.00	4,397.56
101.200 CTE - BUSH CAMPUS								
2650-000	Sales-Scrap & Excess Material		0.00	0.00	0.00	650.00	0.00	650.00
2770-000	Unclassified Revenues		0.00	0.00	0.00	27,747.52	0.00	27,747.52

* Estimated revenue for Carryover Encumbrances from the prior fiscal year will not be realized.

These are estimates to balance the budget

GREATER SOUTHERN TIER BOCES

Revenue Status Report As Of: 06/30/2019

Fiscal Year: 2019

Fund: A GENERAL FUND

Revenue Account	Service	Description	Original Estimate	Adjustments	Current Estimate	Year-to-Date	Anticipated Balance	Excess Revenue
Subtotal of 101.200 CTE - BUSH CAMPUS			0.00	0.00	0.00	28,397.52	0.00	28,397.52
101.201 CTE - BUSH - ED SUPPORT SVC								
2701-000	Refunds Prior Years Expenses		0.00	0.00	0.00	164.10	0.00	164.10
2770-000	Unclassified Revenues		0.00	0.00	0.00	492.33	0.00	492.33
Subtotal of 101.201 CTE - BUSH - ED SUPPORT SVC			0.00	0.00	0.00	656.43	0.00	656.43
101.202 CTE - BUSH - CONSERVATION								
2665-000	Sales-Equipment		0.00	0.00	0.00	27,731.86	0.00	27,731.86
2680-000	Insurance Recoveries		0.00	0.00	0.00	2,588.18	0.00	2,588.18
2705-000	Gifts and Donations		0.00	0.00	0.00	3,500.00	0.00	3,500.00
Subtotal of 101.202 CTE - BUSH - CONSERVATION			0.00	0.00	0.00	33,820.04	0.00	33,820.04
101.206 CTE - BUSH - AUTO BODY REPAIR								
1422-000	Organized Activity Income		0.00	0.00	0.00	844.68	0.00	844.68
Subtotal of 101.206 CTE - BUSH - AUTO BODY REPAIR			0.00	0.00	0.00	844.68	0.00	844.68
101.207 CTE - BUSH - AUTO MECHANICS								
1422-000	Organized Activity Income		0.00	0.00	0.00	-124.50	124.50	0.00
Subtotal of 101.207 CTE - BUSH - AUTO MECHANICS			0.00	0.00	0.00	-124.50	124.50	0.00
101.208 CTE - BUSH - DIESEL MECHANICS								
1422-000	Organized Activity Income		0.00	0.00	0.00	733.72	0.00	733.72
Subtotal of 101.208 CTE - BUSH - DIESEL MECHANICS			0.00	0.00	0.00	733.72	0.00	733.72
101.210 CTE - BUSH - CARPENTRY								
1422-000	Organized Activity Income		0.00	0.00	0.00	1,091.57	0.00	1,091.57
Subtotal of 101.210 CTE - BUSH - CARPENTRY			0.00	0.00	0.00	1,091.57	0.00	1,091.57
101.213 CTE - BUSH - WELDING								
2665-000	Sales-Equipment		0.00	0.00	0.00	3,337.50	0.00	3,337.50
Subtotal of 101.213 CTE - BUSH - WELDING			0.00	0.00	0.00	3,337.50	0.00	3,337.50
101.214 CTE - BUSH - WORK EXPERIENCE								
2770-000	Unclassified Revenues		0.00	0.00	0.00	1,825.00	0.00	1,825.00
Subtotal of 101.214 CTE - BUSH - WORK EXPERIENCE			0.00	0.00	0.00	1,825.00	0.00	1,825.00
101.215 CTE - BUSH - COSMETOLOGY								
1422-000	Organized Activity Income		0.00	0.00	0.00	9,529.65	0.00	9,529.65

* Estimated revenue for Carryover Encumbrances from the prior fiscal year will not be realized. These are estimates to balance the budget

GREATER SOUTHERN TIER BOCES

Revenue Status Report As Of: 06/30/2019

Fiscal Year: 2019

Fund: A GENERAL FUND

Revenue Account	Service	Description	Original Estimate	Adjustments	Current Estimate	Year-to-Date	Anticipated Balance	Excess Revenue
Subtotal of 101.215 CTE - BUSH - COSMETOLOGY			0.00	0.00	0.00	9,529.65	0.00	9,529.65
101.216 CTE - BUSH - CHEF/COOK								
1422-000 Organized Activity Income			0.00	0.00	0.00	10,307.22	0.00	10,307.22
Subtotal of 101.216 CTE - BUSH - CHEF/COOK			0.00	0.00	0.00	10,307.22	0.00	10,307.22
101.217 CTE - BUSH - PRE-VOCATIONAL								
1422-000 Organized Activity Income			0.00	0.00	0.00	54.60	0.00	54.60
Subtotal of 101.217 CTE - BUSH - PRE-VOCATIONAL			0.00	0.00	0.00	54.60	0.00	54.60
101.222 CTE - BUSH - AUTO MECHANICS 2								
1422-000 Organized Activity Income			0.00	0.00	0.00	14,018.67	0.00	14,018.67
Subtotal of 101.222 CTE - BUSH - AUTO MECHANICS 2			0.00	0.00	0.00	14,018.67	0.00	14,018.67
101.223 CTE - BUSH - CARPENTRY 2								
1422-000 Organized Activity Income			0.00	0.00	0.00	5,000.00	0.00	5,000.00
Subtotal of 101.223 CTE - BUSH - CARPENTRY 2			0.00	0.00	0.00	5,000.00	0.00	5,000.00
101.224 CTE - BUSH - CARPENTRY 3								
1422-000 Organized Activity Income			0.00	0.00	0.00	44,560.96	0.00	44,560.96
Subtotal of 101.224 CTE - BUSH - CARPENTRY 3			0.00	0.00	0.00	44,560.96	0.00	44,560.96
101.227 CTE - BUSH - ANIMAL SCIENCE								
2655-000 Minor Sales, Other			0.00	0.00	0.00	250.00	0.00	250.00
Subtotal of 101.227 CTE - BUSH - ANIMAL SCIENCE			0.00	0.00	0.00	250.00	0.00	250.00
101.300 CTE-WW CAMPUS								
2701-000 Refunds Prior Years Expenses			0.00	0.00	0.00	40.50	0.00	40.50
2770-000 Unclassified Revenues			0.00	0.00	0.00	7,787.56	0.00	7,787.56
Subtotal of 101.300 CTE-WW CAMPUS			0.00	0.00	0.00	7,828.06	0.00	7,828.06
101.306 CTE-WW-AUTO BODY								
1422-000 Organized Activity Income			0.00	0.00	0.00	477.67	0.00	477.67
Subtotal of 101.306 CTE-WW-AUTO BODY			0.00	0.00	0.00	477.67	0.00	477.67
101.307 CTE-WW-AUTO TECH								
1422-000 Organized Activity Income			0.00	0.00	0.00	24,475.60	0.00	24,475.60
Subtotal of 101.307 CTE-WW-AUTO TECH			0.00	0.00	0.00	24,475.60	0.00	24,475.60

* Estimated revenue for Carryover Encumbrances from the prior fiscal year will not be realized.

These are estimates to balance the budget

GREATER SOUTHERN TIER BOCES

Revenue Status Report As Of: 06/30/2019

Fiscal Year: 2019

Fund: A GENERAL FUND

Revenue Account	Service	Description	Original Estimate	Adjustments	Current Estimate	Year-to-Date	Anticipated Balance	Excess Revenue
101.313 CTE-WW-WELDING								
2665-000 Sales-Equipment			0.00	0.00	0.00	166.33	0.00	166.33
2770-000 Unclassified Revenues			0.00	0.00	0.00	4,714.29	0.00	4,714.29
Subtotal of 101.313 CTE-WW-WELDING			0.00	0.00	0.00	4,880.62	0.00	4,880.62
101.314 CTE-WW-VISUAL COMMUNICATIONS								
1422-000 Organized Activity Income			0.00	0.00	0.00	2,990.89	0.00	2,990.89
2665-000 Sales-Equipment			0.00	0.00	0.00	2,772.67	0.00	2,772.67
Subtotal of 101.314 CTE-WW-VISUAL COMMUNICATIONS			0.00	0.00	0.00	5,763.56	0.00	5,763.56
101.335 CTE-WW-BUILDING TRADES								
1422-000 Organized Activity Income			0.00	0.00	0.00	6,038.88	0.00	6,038.88
Subtotal of 101.335 CTE-WW-BUILDING TRADES			0.00	0.00	0.00	6,038.88	0.00	6,038.88
101.390 CTE-WW-CULINARY ARTS								
1422-000 Organized Activity Income			0.00	0.00	0.00	3,864.10	0.00	3,864.10
2665-000 Sales-Equipment			0.00	0.00	0.00	187.70	0.00	187.70
Subtotal of 101.390 CTE-WW-CULINARY ARTS			0.00	0.00	0.00	4,051.80	0.00	4,051.80
105.493 CTE CROSS CONTRACT W/ GV BOCES								
2252-000 Chrgs to Components-Services			0.00	35,292.00	35,292.00	35,292.00	0.00	0.00
2701-800 REFUND PRIOR YEARS OTH BOCES			0.00	0.00	0.00	463.00	0.00	463.00
Subtotal of 105.493 CTE CROSS CONTRACT W/ GV BOCES			0.00	35,292.00	35,292.00	35,755.00	0.00	463.00
107.499 CTE W/CATT-ALLEGANY BOCES								
2252-000 Chrgs to Components-Services			0.00	8,685.00	8,685.00	8,685.00	0.00	0.00
Subtotal of 107.499 CTE W/CATT-ALLEGANY BOCES			0.00	8,685.00	8,685.00	8,685.00	0.00	0.00
108.494 CTE W/MONROE #1 BOCES								
2252-000 Chrgs to Components-Services			0.00	9,138.37	9,138.37	9,138.37	0.00	0.00
Subtotal of 108.494 CTE W/MONROE #1 BOCES			0.00	9,138.37	9,138.37	9,138.37	0.00	0.00
203.025 S/P 1:12:1-PROJECT SEARCH RS OT								
2252-000 Chrgs to Components-Services			0.00	1,088.00	1,088.00	1,088.00	0.00	0.00
Subtotal of 203.025 S/P 1:12:1-PROJECT SEARCH RS OT			0.00	1,088.00	1,088.00	1,088.00	0.00	0.00
203.026 S/P 1:12:1-PROJECT SEARCH RS PT								
2252-000 Chrgs to Components-Services			0.00	1,024.00	1,024.00	1,024.00	0.00	0.00
Subtotal of 203.026 S/P 1:12:1-PROJECT SEARCH RS PT			0.00	1,024.00	1,024.00	1,024.00	0.00	0.00

* Estimated revenue for Carryover Encumbrances from the prior fiscal year will not be realized.
These are estimates to balance the budget

GREATER SOUTHERN TIER BOCES

Revenue Status Report As Of: 06/30/2019

Fiscal Year: 2019

Fund: A GENERAL FUND

Revenue Account	Service	Description	Original Estimate	Adjustments	Current Estimate	Year-to-Date	Anticipated Balance	Excess Revenue
203.034 S/P 1:12:1-PROJECT SEARCH RS COU								
2252-000	Chrgs to Components-Services		4,400.00	-671.00	3,729.00	3,729.00	0.00	0.00
Subtotal of 203.034 S/P 1:12:1-PROJECT SEARCH RS COU			4,400.00	-671.00	3,729.00	3,729.00	0.00	0.00
203.201 S/P 1:12:1-PROJECT SEARCH								
2252-000	Chrgs to Components-Services		171,632.00	7,982.00	179,614.00	179,614.00	0.00	0.00
Subtotal of 203.201 S/P 1:12:1-PROJECT SEARCH			171,632.00	7,982.00	179,614.00	179,614.00	0.00	0.00
203.220 S/P 1:12:1-ACADEMIC DELAY								
2252-000	Chrgs to Components-Services		416,789.00	1,063.75	417,852.75	417,852.75	0.00	0.00
2770-000	Unclassified Revenues		0.00	0.00	0.00	928.57	0.00	928.57
Subtotal of 203.220 S/P 1:12:1-ACADEMIC DELAY			416,789.00	1,063.75	417,852.75	418,781.32	0.00	928.57
203.229 S/P 1:12:1-AD- RS SPCH								
2252-000	Chrgs to Components-Services		0.00	2,640.00	2,640.00	2,640.00	0.00	0.00
Subtotal of 203.229 S/P 1:12:1-AD- RS SPCH			0.00	2,640.00	2,640.00	2,640.00	0.00	0.00
203.234 S/P 1:12:1-AD- RS CNSL								
2252-000	Chrgs to Components-Services		17,640.00	14,189.16	31,829.16	31,829.16	0.00	0.00
Subtotal of 203.234 S/P 1:12:1-AD- RS CNSL			17,640.00	14,189.16	31,829.16	31,829.16	0.00	0.00
204.000 Staffing 1:12:3								
2252-000	Chrgs to Components-Services		0.00	310,766.25	310,766.25	310,766.25	0.00	0.00
Subtotal of 204.000 Staffing 1:12:3			0.00	310,766.25	310,766.25	310,766.25	0.00	0.00
204.725 S/P 1:12:3 RS OT								
2252-000	Chrgs to Components-Services		0.00	44,957.52	44,957.52	44,957.52	0.00	0.00
Subtotal of 204.725 S/P 1:12:3 RS OT			0.00	44,957.52	44,957.52	44,957.52	0.00	0.00
204.726 S/P 1:12:3 RS PT								
2252-000	Chrgs to Components-Services		0.00	51,968.00	51,968.00	51,968.00	0.00	0.00
Subtotal of 204.726 S/P 1:12:3 RS PT			0.00	51,968.00	51,968.00	51,968.00	0.00	0.00
204.728 S/P 1:12:3 RS VISION								
2252-000	Chrgs to Components-Services		0.00	26,258.24	26,258.24	26,258.24	0.00	0.00
Subtotal of 204.728 S/P 1:12:3 RS VISION			0.00	26,258.24	26,258.24	26,258.24	0.00	0.00
204.729 S/P 1:12:3 RS SPEECH								

* Estimated revenue for Carryover Encumbrances from the prior fiscal year will not be realized. These are estimates to balance the budget

GREATER SOUTHERN TIER BOCES

Revenue Status Report As Of: 06/30/2019

Fiscal Year: 2019

Fund: A GENERAL FUND

Revenue Account	Service	Description	Original Estimate	Adjustments	Current Estimate	Year-to-Date	Anticipated Balance	Excess Revenue
2252-000	Chrgs to Components-Services		0.00	71,466.78	71,466.78	71,466.78	0.00	0.00
Subtotal of 204.729 S/P 1:12:3 RS SPEECH			0.00	71,466.78	71,466.78	71,466.78	0.00	0.00
204.732 S/P 1:12:3 RS 1:1 AIDE			0.00	190,907.02	190,907.02	190,907.02	0.00	0.00
2252-000	Chrgs to Components-Services		0.00	190,907.02	190,907.02	190,907.02	0.00	0.00
Subtotal of 204.732 S/P 1:12:3 RS 1:1 AIDE			0.00	190,907.02	190,907.02	190,907.02	0.00	0.00
204.734 S/P 1:12:3 RS COUNSELING			0.00	12,738.00	12,738.00	12,738.00	0.00	0.00
2252-000	Chrgs to Components-Services		0.00	12,738.00	12,738.00	12,738.00	0.00	0.00
Subtotal of 204.734 S/P 1:12:3 RS COUNSELING			0.00	12,738.00	12,738.00	12,738.00	0.00	0.00
204.737 S/P 1:12:3 RS NURSE			0.00	21,604.50	21,604.50	21,604.50	0.00	0.00
2252-000	Chrgs to Components-Services		0.00	21,604.50	21,604.50	21,604.50	0.00	0.00
Subtotal of 204.737 S/P 1:12:3 RS NURSE			0.00	21,604.50	21,604.50	21,604.50	0.00	0.00
205.000 S/P 1:15			729,160.00	-224.24	728,935.76	728,935.76	0.00	0.00
2252-000	Chrgs to Components-Services		0.00	0.00	0.00	2,250.00	0.00	2,250.00
2705-000	Gifts and Donations		729,160.00	-224.24	728,935.76	731,185.76	0.00	2,250.00
Subtotal of 205.000 S/P 1:15			729,160.00	-224.24	728,935.76	731,185.76	0.00	2,250.00
205.725 S/P 1:15 RS OT			2,320.00	14,068.00	16,388.00	16,388.00	0.00	0.00
2252-000	Chrgs to Components-Services		2,320.00	14,068.00	16,388.00	16,388.00	0.00	0.00
Subtotal of 205.725 S/P 1:15 RS OT			2,320.00	14,068.00	16,388.00	16,388.00	0.00	0.00
205.726 S/P 1:15 RS PT			14,400.00	13,128.96	27,528.96	27,528.96	0.00	0.00
2252-000	Chrgs to Components-Services		14,400.00	13,128.96	27,528.96	27,528.96	0.00	0.00
Subtotal of 205.726 S/P 1:15 RS PT			14,400.00	13,128.96	27,528.96	27,528.96	0.00	0.00
205.727 1:15 RS DEAF HI			8,960.00	-2,400.00	6,560.00	6,560.00	0.00	0.00
2252-000	Chrgs to Components-Services		8,960.00	-2,400.00	6,560.00	6,560.00	0.00	0.00
Subtotal of 205.727 1:15 RS DEAF HI			8,960.00	-2,400.00	6,560.00	6,560.00	0.00	0.00
205.728 S/P 1:15 RS VISION			0.00	1,649.20	1,649.20	1,649.20	0.00	0.00
2252-000	Chrgs to Components-Services		0.00	1,649.20	1,649.20	1,649.20	0.00	0.00
Subtotal of 205.728 S/P 1:15 RS VISION			0.00	1,649.20	1,649.20	1,649.20	0.00	0.00
205.729 S/P 1:15 RS SPEECH			42,160.00	29,450.00	71,610.00	71,610.00	0.00	0.00
2252-000	Chrgs to Components-Services		42,160.00	29,450.00	71,610.00	71,610.00	0.00	0.00
Subtotal of 205.729 S/P 1:15 RS SPEECH			42,160.00	29,450.00	71,610.00	71,610.00	0.00	0.00

* Estimated revenue for Carryover Encumbrances from the prior fiscal year will not be realized.

These are estimates to balance the budget

GREATER SOUTHERN TIER BOCES

Revenue Status Report As Of: 06/30/2019

Fiscal Year: 2019

Fund: A GENERAL FUND

Revenue Account	Service	Description	Original Estimate	Adjustments	Current Estimate	Year-to-Date	Anticipated Balance	Excess Revenue
205.732 S/P 1:15 RS 1:1 AIDE								
2252-000	Chrgs to Components-Services		43,666.00	143,949.50	187,615.50	187,615.50	0.00	0.00
Subtotal of 205.732 S/P 1:15 RS 1:1 AIDE			43,666.00	143,949.50	187,615.50	187,615.50	0.00	0.00
205.734 S/P 1:15 RS COUNSELING								
2252-000	Chrgs to Components-Services		63,120.00	339.00	63,459.00	63,459.00	0.00	0.00
Subtotal of 205.734 S/P 1:15 RS COUNSELING			63,120.00	339.00	63,459.00	63,459.00	0.00	0.00
209.000 S/P 1:8:1								
2252-000	Chrgs to Components-Services		6,647,012.00	3,908.22	6,650,920.22	6,650,920.22	0.00	0.00
2254-000	Chrgs to Other Boces-Services		65,812.00	178,600.00	244,412.00	244,412.00	0.00	0.00
2770-000	Unclassified Revenues		0.00	0.00	0.00	11,864.44	0.00	11,864.44
Subtotal of 209.000 S/P 1:8:1			6,712,824.00	182,508.22	6,895,332.22	6,907,196.66	0.00	11,864.44
209.725 S/P 1:8:1 RS OT								
2252-000	Chrgs to Components-Services		96,280.00	17,849.16	114,129.16	114,129.16	0.00	0.00
2254-000	Chrgs to Other Boces-Services		4,640.00	3,520.00	8,160.00	8,160.00	0.00	0.00
Subtotal of 209.725 S/P 1:8:1 RS OT			100,920.00	21,369.16	122,289.16	122,289.16	0.00	0.00
209.726 S/P 1:8:1 RS PT								
2252-000	Chrgs to Components-Services		75,600.00	-30,655.36	44,944.64	44,944.64	0.00	0.00
2254-000	Chrgs to Other Boces-Services		7,200.00	-4,000.00	3,200.00	3,200.00	0.00	0.00
Subtotal of 209.726 S/P 1:8:1 RS PT			82,800.00	-34,655.36	48,144.64	48,144.64	0.00	0.00
209.727 1:8:1 DEAF HI								
2252-000	Chrgs to Components-Services		2,240.00	-2,240.00	0.00	0.00	0.00	0.00
Subtotal of 209.727 1:8:1 DEAF HI			2,240.00	-2,240.00	0.00	0.00	0.00	0.00
209.729 S/P 1:8:1 RS SPEECH								
2252-000	Chrgs to Components-Services		160,480.00	-49,859.38	110,620.62	110,620.62	0.00	0.00
2254-000	Chrgs to Other Boces-Services		2,720.00	5,992.00	8,712.00	8,712.00	0.00	0.00
Subtotal of 209.729 S/P 1:8:1 RS SPEECH			163,200.00	-43,867.38	119,332.62	119,332.62	0.00	0.00
209.732 S/P 1:8:1 RS 1:1 AIDE								
2252-000	Chrgs to Components-Services		458,493.00	-200,932.81	257,560.19	257,560.19	0.00	0.00
2254-000	Chrgs to Other Boces-Services		0.00	21,394.75	21,394.75	21,394.75	0.00	0.00
Subtotal of 209.732 S/P 1:8:1 RS 1:1 AIDE			458,493.00	-179,538.06	278,954.94	278,954.94	0.00	0.00

* Estimated revenue for Carryover Encumbrances from the prior fiscal year will not be realized. These are estimates to balance the budget

GREATER SOUTHERN TIER BOCES

Revenue Status Report As Of: 06/30/2019

Fiscal Year: 2019

Fund: A GENERAL FUND

Revenue Account	Service	Description	Original Estimate	Adjustments	Current Estimate	Year-to-Date	Anticipated Balance	Excess Revenue
209.734 S/P 1:8:1 RS COUNSELING								
2252-000	Chrgs to Components-Services		1,190,480.00	-109,336.64	1,081,143.36	1,081,143.36	0.00	0.00
2254-000	Chrgs to Other Boces-Services		11,720.00	16,561.00	28,281.00	28,281.00	0.00	0.00
Subtotal of 209.734 S/P 1:8:1 RS COUNSELING			1,202,200.00	-92,775.64	1,109,424.36	1,109,424.36	0.00	0.00
209.735 S/P 1:8:1 RS MAINSTREAMING								
2252-000	Chrgs to Components-Services		0.00	28,336.82	28,336.82	28,336.82	0.00	0.00
Subtotal of 209.735 S/P 1:8:1 RS MAINSTREAMING			0.00	28,336.82	28,336.82	28,336.82	0.00	0.00
213.693 S/P 1:8:1 WTST BOCES								
2252-000	Chrgs to Components-Services		0.00	15,049.69	15,049.69	15,049.69	0.00	0.00
Subtotal of 213.693 S/P 1:8:1 WTST BOCES			0.00	15,049.69	15,049.69	15,049.69	0.00	0.00
216.000 S/P 1:6:1-EPC								
2252-000	Chrgs to Components-Services		1,387,082.00	-34,995.50	1,352,086.50	1,352,086.50	0.00	0.00
2254-000	Chrgs to Other Boces-Services		87,790.00	14,082.50	101,872.50	101,872.50	0.00	0.00
Subtotal of 216.000 S/P 1:6:1-EPC			1,474,872.00	-20,913.00	1,453,959.00	1,453,959.00	0.00	0.00
216.025 S/P 1:6:1-BROAD HORIZONS RS OT								
2252-000	Chrgs to Components-Services		9,280.00	4,033.04	13,313.04	13,313.04	0.00	0.00
Subtotal of 216.025 S/P 1:6:1-BROAD HORIZONS RS OT			9,280.00	4,033.04	13,313.04	13,313.04	0.00	0.00
216.026 S/P 1:6:1-BROAD HORIZONS RS PT								
2252-000	Chrgs to Components-Services		3,600.00	-3,216.00	384.00	384.00	0.00	0.00
Subtotal of 216.026 S/P 1:6:1-BROAD HORIZONS RS PT			3,600.00	-3,216.00	384.00	384.00	0.00	0.00
216.029 S/P 1:6:1-BROAD HORIZONS RS SPCH								
2252-000	Chrgs to Components-Services		5,440.00	-5,440.00	0.00	0.00	0.00	0.00
Subtotal of 216.029 S/P 1:6:1-BROAD HORIZONS RS SPCH			5,440.00	-5,440.00	0.00	0.00	0.00	0.00
216.032 S/P 1:6:1-BROAD HORIZONS 1:1 AID								
2252-000	Chrgs to Components-Services		0.00	26,332.00	26,332.00	26,332.00	0.00	0.00
Subtotal of 216.032 S/P 1:6:1-BROAD HORIZONS 1:1 AID			0.00	26,332.00	26,332.00	26,332.00	0.00	0.00
216.034 S/P 1:6:1-BROAD HORIZONS RS COUN								
2252-000	Chrgs to Components-Services		0.00	9,240.00	9,240.00	9,240.00	0.00	0.00
Subtotal of 216.034 S/P 1:6:1-BROAD HORIZONS RS COUN			0.00	9,240.00	9,240.00	9,240.00	0.00	0.00
216.214 S/P 1:6:1-ED HOST SITES								

* Estimated revenue for Carryover Encumbrances from the prior fiscal year will not be realized.

These are estimates to balance the budget

GREATER SOUTHERN TIER BOCES

Revenue Status Report As Of: 06/30/2019

Fiscal Year: 2019

Fund: A GENERAL FUND

Revenue Account	Service	Description	Original Estimate	Adjustments	Current Estimate	Year-to-Date	Anticipated Balance	Excess Revenue
2252-000	Chrgs to Components-Services		2,044,548.00	-293,177.69	1,751,370.31	1,751,370.31	0.00	0.00
2254-000	Chrgs to Other Boces-Services		37,862.00	49,246.75	87,108.75	87,108.75	0.00	0.00
2770-000	Unclassified Revenues		0.00	0.00	0.00	13,500.00	0.00	13,500.00
Subtotal of 216.214 S/P 1:6:1-ED HOST SITES			2,082,410.00	-243,930.94	1,838,479.06	1,851,979.06	0.00	13,500.00
216.217 S/P 1:6:1-AUTISM								
2252-000	Chrgs to Components-Services		2,525,435.00	-143,664.00	2,381,771.00	2,381,771.00	0.00	0.00
2254-000	Chrgs to Other Boces-Services		172,975.00	-18,229.80	154,745.20	154,745.20	0.00	0.00
2770-000	Unclassified Revenues		0.00	0.00	0.00	6,845.43	0.00	6,845.43
Subtotal of 216.217 S/P 1:6:1-AUTISM			2,698,410.00	-161,893.80	2,536,516.20	2,543,361.63	0.00	6,845.43
216.219 S/P 1:6:1-MULTIPLY DISABLED								
2252-000	Chrgs to Components-Services		622,710.00	-272,202.80	350,507.20	350,507.20	0.00	0.00
Subtotal of 216.219 S/P 1:6:1-MULTIPLY DISABLED			622,710.00	-272,202.80	350,507.20	350,507.20	0.00	0.00
216.425 S/P 1:6:1-ED RS OT								
2252-000	Chrgs to Components-Services		71,920.00	-19,050.00	52,870.00	52,870.00	0.00	0.00
Subtotal of 216.425 S/P 1:6:1-ED RS OT			71,920.00	-19,050.00	52,870.00	52,870.00	0.00	0.00
216.426 S/P 1:6:1-ED RS PT								
2252-000	Chrgs to Components-Services		25,200.00	-6,111.36	19,088.64	19,088.64	0.00	0.00
2254-000	Chrgs to Other Boces-Services		0.00	640.00	640.00	640.00	0.00	0.00
Subtotal of 216.426 S/P 1:6:1-ED RS PT			25,200.00	-5,471.36	19,728.64	19,728.64	0.00	0.00
216.429 S/P 1:6:1-ED RS SPEECH								
2252-000	Chrgs to Components-Services		70,720.00	-529.00	70,191.00	70,191.00	0.00	0.00
Subtotal of 216.429 S/P 1:6:1-ED RS SPEECH			70,720.00	-529.00	70,191.00	70,191.00	0.00	0.00
216.432 S/P 1:6:1-ED HOST SITE 1:1 AIDE								
2252-000	Chrgs to Components-Services		218,330.00	-110,533.37	107,796.63	107,796.63	0.00	0.00
Subtotal of 216.432 S/P 1:6:1-ED HOST SITE 1:1 AIDE			218,330.00	-110,533.37	107,796.63	107,796.63	0.00	0.00
216.434 S/P 1:6:1-ED RS COUNSELING								
2252-000	Chrgs to Components-Services		323,320.00	-50,706.34	272,613.66	272,613.66	0.00	0.00
2254-000	Chrgs to Other Boces-Services		5,840.00	3,004.00	8,844.00	8,844.00	0.00	0.00
Subtotal of 216.434 S/P 1:6:1-ED RS COUNSELING			329,160.00	-47,702.34	281,457.66	281,457.66	0.00	0.00
216.435 S/P 1:6:1-ED HOST SITE MAINSTREA								
2252-000	Chrgs to Components-Services		0.00	193.33	193.33	193.33	0.00	0.00

* Estimated revenue for Carryover Encumbrances from the prior fiscal year will not be realized.

These are estimates to balance the budget

GREATER SOUTHERN TIER BOCES

Revenue Status Report As Of: 06/30/2019

Fiscal Year: 2019

Fund: A GENERAL FUND

Revenue Account	Service	Description	Original Estimate	Adjustments	Current Estimate	Year-to-Date	Anticipated Balance	Excess Revenue
Subtotal of 216.435 S/P 1:6:1-ED HOST SITE MAINSTREA			0.00	193.33	193.33	193.33	0.00	0.00
216.725 S/P 1:6:1-AUTISM RS OT								
2252-000	Chrgs to Components-Services		261,000.00	72,149.68	333,149.68	333,149.68	0.00	0.00
2254-000	Chrgs to Other Boces-Services		23,200.00	3,116.00	26,316.00	26,316.00	0.00	0.00
Subtotal of 216.725 S/P 1:6:1-AUTISM RS OT			284,200.00	75,265.68	359,465.68	359,465.68	0.00	0.00
216.726 S/P 1:6:1-AUTISM RS PT								
2252-000	Chrgs to Components-Services		194,400.00	-40,640.00	153,760.00	153,760.00	0.00	0.00
2254-000	Chrgs to Other Boces-Services		18,000.00	-3,792.00	14,208.00	14,208.00	0.00	0.00
Subtotal of 216.726 S/P 1:6:1-AUTISM RS PT			212,400.00	-44,432.00	167,968.00	167,968.00	0.00	0.00
216.727 1:6:1 AUTISM RS DEAF HI								
2252-000	Chrgs to Components-Services		0.00	18,081.00	18,081.00	18,081.00	0.00	0.00
2254-000	Chrgs to Other Boces-Services		24,640.00	-6,600.00	18,040.00	18,040.00	0.00	0.00
Subtotal of 216.727 1:6:1 AUTISM RS DEAF HI			24,640.00	11,481.00	36,121.00	36,121.00	0.00	0.00
216.728 S/P 1:6:1-AUTISM RS VISI								
2252-000	Chrgs to Components-Services		4,400.00	-2,108.48	2,291.52	2,291.52	0.00	0.00
Subtotal of 216.728 S/P 1:6:1-AUTISM RS VISI			4,400.00	-2,108.48	2,291.52	2,291.52	0.00	0.00
216.729 S/P 1:6:1-AUTISM RS SPEECH								
2252-000	Chrgs to Components-Services		529,040.00	7,342.00	536,382.00	536,382.00	0.00	0.00
2254-000	Chrgs to Other Boces-Services		32,640.00	2,406.00	35,046.00	35,046.00	0.00	0.00
Subtotal of 216.729 S/P 1:6:1-AUTISM RS SPEECH			561,680.00	9,748.00	571,428.00	571,428.00	0.00	0.00
216.732 S/P 1:6:1-AUTISM RS 1:1 AIDE								
2252-000	Chrgs to Components-Services		829,654.00	-61,911.02	767,742.98	767,742.98	0.00	0.00
2254-000	Chrgs to Other Boces-Services		130,998.00	-43,773.24	87,224.76	87,224.76	0.00	0.00
Subtotal of 216.732 S/P 1:6:1-AUTISM RS 1:1 AIDE			960,652.00	-105,684.26	854,967.74	854,967.74	0.00	0.00
216.734 S/P 1:6:1-AUTISM RS COUNSELING								
2252-000	Chrgs to Components-Services		19,000.00	6,080.00	25,080.00	25,080.00	0.00	0.00
2254-000	Chrgs to Other Boces-Services		11,680.00	-7,126.00	4,554.00	4,554.00	0.00	0.00
Subtotal of 216.734 S/P 1:6:1-AUTISM RS COUNSELING			30,680.00	-1,046.00	29,634.00	29,634.00	0.00	0.00
216.735 S/P 1:6:1-AUTISM RS MAINSTREAM								
2252-000	Chrgs to Components-Services		0.00	42.50	42.50	42.50	0.00	0.00
Subtotal of 216.735 S/P 1:6:1-AUTISM RS MAINSTREAM			0.00	42.50	42.50	42.50	0.00	0.00

* Estimated revenue for Carryover Encumbrances from the prior fiscal year will not be realized.

These are estimates to balance the budget.

GREATER SOUTHERN TIER BOCES

Revenue Status Report As Of: 06/30/2019

Fiscal Year: 2019

Fund: A GENERAL FUND

Revenue Account	Service	Description	Original Estimate	Adjustments	Current Estimate	Year-to-Date	Anticipated Balance	Excess Revenue
216.737 STAFFING AUTISM RS 1:1 NURSE								
2252-000 Chrgs to Components-Services			58,158.00	-10,148.00	48,010.00	48,010.00	0.00	0.00
Subtotal of 216.737 STAFFING AUTISM RS 1:1 NURSE			58,158.00	-10,148.00	48,010.00	48,010.00	0.00	0.00
216.925 S/P 1:6:1-MULTIPLY DISABLED RS O								
2252-000 Chrgs to Components-Services			102,080.00	-82,020.00	20,060.00	20,060.00	0.00	0.00
Subtotal of 216.925 S/P 1:6:1-MULTIPLY DISABLED RS O			102,080.00	-82,020.00	20,060.00	20,060.00	0.00	0.00
216.926 S/P 1:6:1-MULTIPLY DISABLED RS P								
2252-000 Chrgs to Components-Services			108,000.00	-80,330.24	27,669.76	27,669.76	0.00	0.00
Subtotal of 216.926 S/P 1:6:1-MULTIPLY DISABLED RS P			108,000.00	-80,330.24	27,669.76	27,669.76	0.00	0.00
216.928 S/P 1:6:1-MULTIPLY DISABLED RS V								
2252-000 Chrgs to Components-Services			15,400.00	-9,200.00	6,200.00	6,200.00	0.00	0.00
Subtotal of 216.928 S/P 1:6:1-MULTIPLY DISABLED RS V			15,400.00	-9,200.00	6,200.00	6,200.00	0.00	0.00
216.929 S/P 1:6:1-MULTIPLY DISABLED RS S								
2252-000 Chrgs to Components-Services			106,080.00	-44,502.00	61,578.00	61,578.00	0.00	0.00
Subtotal of 216.929 S/P 1:6:1-MULTIPLY DISABLED RS S			106,080.00	-44,502.00	61,578.00	61,578.00	0.00	0.00
216.932 S/P 1:6:1-MULTIPLY DBLED RS 1:1								
2252-000 Chrgs to Components-Services			502,159.00	-363,916.00	138,243.00	138,243.00	0.00	0.00
Subtotal of 216.932 S/P 1:6:1-MULTIPLY DBLED RS 1:1			502,159.00	-363,916.00	138,243.00	138,243.00	0.00	0.00
216.937 S/P 1:6:1-MULTIPLY DBLD RS 1:1 N								
2252-000 Chrgs to Components-Services			58,158.00	-7,747.50	50,410.50	50,410.50	0.00	0.00
Subtotal of 216.937 S/P 1:6:1-MULTIPLY DBLD RS 1:1 N			58,158.00	-7,747.50	50,410.50	50,410.50	0.00	0.00
218.499 STAFFING 1:12:3 W/ CATT-ALLE								
2252-000 Chrgs to Components-Services			17,959.00	-17,959.00	0.00	0.00	0.00	0.00
Subtotal of 218.499 STAFFING 1:12:3 W/ CATT-ALLE			17,959.00	-17,959.00	0.00	0.00	0.00	0.00
219.599 S/P 1:8:1 RS W/ BROOME BOCES								
2252-000 Chrgs to Components-Services			15,268.00	-15,268.00	0.00	0.00	0.00	0.00
2701-800 REFUND PRIOR YEARS OTH BOCES			0.00	0.00	0.00	2,240.55	0.00	2,240.55
Subtotal of 219.599 S/P 1:8:1 RS W/ BROOME BOCES			15,268.00	-15,268.00	0.00	2,240.55	0.00	2,240.55
221.494 STAFFING 1:12:3 W/ MONROE 1								

* Estimated revenue for Carryover Encumbrances from the prior fiscal year will not be realized.

These are estimates to balance the budget

GREATER SOUTHERN TIER BOCES

Revenue Status Report As Of: 06/30/2019

Fiscal Year: 2019

Fund: A GENERAL FUND

Revenue Account	Service	Description	Original Estimate	Adjustments	Current Estimate	Year-to-Date	Anticipated Balance	Excess Revenue
2252-000	Chrgs to Components-Services		216,425.00	20,438.27	236,863.27	236,863.27	0.00	0.00
2701-800	REFUND PRIOR YEARS OTH BOCES		0.00	0.00	0.00	9,790.45	0.00	9,790.45
Subtotal of 221.494 STAFFING 1:12:3 W/ MONROE 1			216,425.00	20,438.27	236,863.27	246,653.72	0.00	9,790.45
250.499 STAFFING 1:6:1 W/ CATT-ALLE								
2252-000	Chrgs to Components-Services		433,410.00	-273,548.90	159,861.10	159,861.10	0.00	0.00
2701-800	REFUND PRIOR YEARS OTH BOCES		0.00	0.00	0.00	75,657.12	0.00	75,657.12
Subtotal of 250.499 STAFFING 1:6:1 W/ CATT-ALLE			433,410.00	-273,548.90	159,861.10	235,518.22	0.00	75,657.12
252.495 STAFFING 1:6:1 W/ WFL BOCES								
2252-000	Chrgs to Components-Services		87,419.00	-87,419.00	0.00	0.00	0.00	0.00
2701-800	REFUND PRIOR YEARS OTH BOCES		0.00	0.00	0.00	3,797.02	0.00	3,797.02
Subtotal of 252.495 STAFFING 1:6:1 W/ WFL BOCES			87,419.00	-87,419.00	0.00	3,797.02	0.00	3,797.02
253.599 S/P 1:8:1 - BROOME-TIOGA BOCES								
2252-000	Chrgs to Components-Services		0.00	79,976.07	79,976.07	79,976.07	0.00	0.00
Subtotal of 253.599 S/P 1:8:1 - BROOME-TIOGA BOCES			0.00	79,976.07	79,976.07	79,976.07	0.00	0.00
254.499 STAFFING 1:8:1 W/ CATT-ALLE								
2252-000	Chrgs to Components-Services		0.00	89,682.80	89,682.80	89,682.80	0.00	0.00
Subtotal of 254.499 STAFFING 1:8:1 W/ CATT-ALLE			0.00	89,682.80	89,682.80	89,682.80	0.00	0.00
301.000 ITINERANT MUSIC								
2252-000	Chrgs to Components-Services		142,956.00	-2,213.00	140,743.00	140,743.00	0.00	0.00
Subtotal of 301.000 ITINERANT MUSIC			142,956.00	-2,213.00	140,743.00	140,743.00	0.00	0.00
302.494 ITINERANT HNDCP: OTH W/MONROE								
2252-000	Chrgs to Components-Services		0.00	796.68	796.68	579.40	217.28	0.00
2701-800	REFUND PRIOR YEARS OTH BOCES		0.00	0.00	0.00	110.95	0.00	110.95
Subtotal of 302.494 ITINERANT HNDCP: OTH W/MONROE			0.00	796.68	796.68	690.35	217.28	110.95
303.000 ITINERANT ART								
2252-000	Chrgs to Components-Services		102,390.00	-73,876.00	28,514.00	28,514.00	0.00	0.00
Subtotal of 303.000 ITINERANT ART			102,390.00	-73,876.00	28,514.00	28,514.00	0.00	0.00
304.000 ITINERANT VISUALLY IMPAIRED								
2252-000	Chrgs to Components-Services		212,251.00	29,257.00	241,508.00	241,508.00	0.00	0.00
2254-000	Chrgs to Other Boces-Services		0.00	6,682.00	6,682.00	6,682.00	0.00	0.00
Subtotal of 304.000 ITINERANT VISUALLY IMPAIRED			212,251.00	35,939.00	248,190.00	248,190.00	0.00	0.00

* Estimated revenue for Carryover Encumbrances from the prior fiscal year will not be realized.
These are estimates to balance the budget

GREATER SOUTHERN TIER BOCES

Revenue Status Report As Of: 06/30/2019

Fiscal Year: 2019

Fund: A GENERAL FUND

Revenue Account	Service	Description	Original Estimate	Adjustments	Current Estimate	Year-to-Date	Anticipated Balance	Excess Revenue
304.001 ITINERANT VIS IMP BRAILLER PREP								
2252-000	Chrgs to Components-Services		35,024.00	3,665.00	38,689.00	38,689.00	0.00	0.00
Subtotal of 304.001 ITINERANT VIS IMP BRAILLER PREP			35,024.00	3,665.00	38,689.00	38,689.00	0.00	0.00
305.000 ITINERANT PHYSICAL THERAPY								
2252-000	Chrgs to Components-Services		368,110.00	76,775.00	444,885.00	444,885.00	0.00	0.00
Subtotal of 305.000 ITINERANT PHYSICAL THERAPY			368,110.00	76,775.00	444,885.00	444,885.00	0.00	0.00
307.000 ITINERANT-ENGLISH SECOND LANGUAG								
2252-000	Chrgs to Components-Services		424,736.00	-57,115.00	367,621.00	367,621.00	0.00	0.00
2770-000	Unclassified Revenues		0.00	0.00	0.00	5,500.00	0.00	5,500.00
Subtotal of 307.000 ITINERANT-ENGLISH SECOND LANGUAG			424,736.00	-57,115.00	367,621.00	373,121.00	0.00	5,500.00
309.000 ITINERANT SPEECH IMPROVEMENT								
2252-000	Chrgs to Components-Services		535,320.00	-102,629.00	432,691.00	432,691.00	0.00	0.00
Subtotal of 309.000 ITINERANT SPEECH IMPROVEMENT			535,320.00	-102,629.00	432,691.00	432,691.00	0.00	0.00
310.000 ITINERANT SPEECH IMPAIRED								
2252-000	Chrgs to Components-Services		409,156.00	-20,399.00	388,757.00	388,757.00	0.00	0.00
2770-000	Unclassified Revenues		0.00	0.00	0.00	1,200.00	0.00	1,200.00
Subtotal of 310.000 ITINERANT SPEECH IMPAIRED			409,156.00	-20,399.00	388,757.00	389,957.00	0.00	1,200.00
312.000 ITINERANT SCHOOL PSYCHOLOGIST								
2252-000	Chrgs to Components-Services		422,646.00	-18,970.00	403,676.00	403,676.00	0.00	0.00
Subtotal of 312.000 ITINERANT SCHOOL PSYCHOLOGIST			422,646.00	-18,970.00	403,676.00	403,676.00	0.00	0.00
313.000 ITINERANT INTERP FOR DEAF								
2252-000	Chrgs to Components-Services		342,335.00	-2,785.00	339,550.00	339,550.00	0.00	0.00
Subtotal of 313.000 ITINERANT INTERP FOR DEAF			342,335.00	-2,785.00	339,550.00	339,550.00	0.00	0.00
316.000 ITINERANT HOME AND CAREERS								
2252-000	Chrgs to Components-Services		74,570.00	-6,042.00	68,528.00	68,528.00	0.00	0.00
Subtotal of 316.000 ITINERANT HOME AND CAREERS			74,570.00	-6,042.00	68,528.00	68,528.00	0.00	0.00
318.000 GENERAL SUPERVISION/COORDINATION								
2252-000	Chrgs to Components-Services		485,750.00	29,000.00	514,750.00	514,750.00	0.00	0.00
Subtotal of 318.000 GENERAL SUPERVISION/COORDINATION			485,750.00	29,000.00	514,750.00	514,750.00	0.00	0.00

* Estimated revenue for Carryover Encumbrances from the prior fiscal year will not be realized.

These are estimates to balance the budget

GREATER SOUTHERN TIER BOCES

Revenue Status Report As Of: 06/30/2019

Fiscal Year: 2019

Fund: A GENERAL FUND

Revenue Account	Service	Description	Original Estimate	Adjustments	Current Estimate	Year-to-Date	Anticipated Balance	Excess Revenue
324.000		ITINERANT OCCUPATIONAL THERAPY						
2252-000	Chrgs to Components-Services		691,012.00	-8,223.00	682,789.00	682,789.00	0.00	0.00
2254-000	Chrgs to Other Boces-Services		0.00	17,851.00	17,851.00	17,851.00	0.00	0.00
		Subtotal of 324.000 ITINERANT OCCUPATIONAL THERAPY	691,012.00	9,628.00	700,640.00	700,640.00	0.00	0.00
326.000		ITINERANT HARD OF HEARING						
2252-000	Chrgs to Components-Services		209,356.00	-4,611.00	204,745.00	204,745.00	0.00	0.00
		Subtotal of 326.000 ITINERANT HARD OF HEARING	209,356.00	-4,611.00	204,745.00	204,745.00	0.00	0.00
327.000		ITINERANT TEACHER OF THE DEAF						
2252-000	Chrgs to Components-Services		165,224.00	7,621.00	172,845.00	172,845.00	0.00	0.00
		Subtotal of 327.000 ITINERANT TEACHER OF THE DEAF	165,224.00	7,621.00	172,845.00	172,845.00	0.00	0.00
328.693		INTERNAL AUDITOR WTST BOCES						
2252-000	Chrgs to Components-Services		63,219.00	7,102.23	70,321.23	70,321.23	0.00	0.00
2701-800	REFUND PRIOR YEARS OTH BOCES		0.00	0.00	0.00	3,666.41	0.00	3,666.41
		Subtotal of 328.693 INTERNAL AUDITOR WTST BOCES	63,219.00	7,102.23	70,321.23	73,987.64	0.00	3,666.41
329.499		BUSINESS MANAGER W/ CATT-ALL BOC						
2252-000	Chrgs to Components-Services		23,660.00	2,134.00	25,794.00	25,794.00	0.00	0.00
2701-800	REFUND PRIOR YEARS OTH BOCES		0.00	0.00	0.00	1,884.69	0.00	1,884.69
		Subtotal of 329.499 BUSINESS MANAGER W/ CATT-ALL BOC	23,660.00	2,134.00	25,794.00	27,678.69	0.00	1,884.69
330.000		ITINERANT NURSE/NURSE TEACHER						
2252-000	Chrgs to Components-Services		57,410.00	-19,958.00	37,452.00	37,452.00	0.00	0.00
		Subtotal of 330.000 ITINERANT NURSE/NURSE TEACHER	57,410.00	-19,958.00	37,452.00	37,452.00	0.00	0.00
331.000		ITINERANT CONSULTANT TEACHER						
2252-000	Chrgs to Components-Services		631,212.00	189,873.00	821,085.00	821,085.00	0.00	0.00
2254-000	Chrgs to Other Boces-Services		0.00	38,690.00	38,690.00	38,690.00	0.00	0.00
2770-000	Unclassified Revenues		0.00	0.00	0.00	2,928.57	0.00	2,928.57
		Subtotal of 331.000 ITINERANT CONSULTANT TEACHER	631,212.00	228,563.00	859,775.00	862,703.57	0.00	2,928.57
332.000		ITINERANT SCHOOL SOCIAL WORKER						
2252-000	Chrgs to Components-Services		270,018.00	10,662.00	280,680.00	280,680.00	0.00	0.00
2254-000	Chrgs to Other Boces-Services		4,822.00	68.00	4,890.00	4,890.00	0.00	0.00
		Subtotal of 332.000 ITINERANT SCHOOL SOCIAL WORKER	274,840.00	10,730.00	285,570.00	285,570.00	0.00	0.00
336.494		ITIN INTERP FOR DEAF W/IMONROE #1						

* Estimated revenue for Carryover Encumbrances from the prior fiscal year will not be realized.

These are estimates to balance the budget

GREATER SOUTHERN TIER BOCES

Revenue Status Report As Of: 06/30/2019

Fiscal Year: 2019

Fund: A GENERAL FUND

Revenue Account	Service	Description	Original Estimate	Adjustments	Current Estimate	Year-to-Date	Anticipated Balance	Excess Revenue
2252-000	Chrgs to Components-Services		0.00	21,765.51	21,765.51	21,765.51	0.00	0.00
Subtotal of 336.494	ITIN INTERP FOR DEAF W/MONROE #1		0.00	21,765.51	21,765.51	21,765.51	0.00	0.00
339.693	ITIN DIAGNOSTIC SVS W/TST		0.00	1,040.00	1,040.00	1,040.00	0.00	0.00
2252-000	Chrgs to Components-Services		0.00	1,040.00	1,040.00	1,040.00	0.00	0.00
Subtotal of 339.693	ITIN DIAGNOSTIC SVS W/TST		0.00	1,040.00	1,040.00	1,040.00	0.00	0.00
349.495	ITIN DIAG SVS W/WFL		570.00	0.15	570.15	570.15	0.00	0.00
2252-000	Chrgs to Components-Services		570.00	0.15	570.15	570.15	0.00	0.00
Subtotal of 349.495	ITIN DIAG SVS W/WFL		570.00	0.15	570.15	570.15	0.00	0.00
350.492	ITINERANT HR MGR W/ERIE 2 BOCES		0.00	24,000.00	24,000.00	24,000.00	0.00	0.00
2252-000	Chrgs to Components-Services		0.00	24,000.00	24,000.00	24,000.00	0.00	0.00
2701-800	REFUND PRIOR YEARS OTH BOCES		0.00	0.00	0.00	251.85	0.00	251.85
Subtotal of 350.492	ITINERANT HR MGR W/ERIE 2 BOCES		0.00	24,000.00	24,000.00	24,251.85	0.00	251.85
351.693	ITIN SCHOOL SOC WRKR W/TST BOCES		0.00	45,275.20	45,275.20	45,275.20	0.00	0.00
2252-000	Chrgs to Components-Services		0.00	45,275.20	45,275.20	45,275.20	0.00	0.00
Subtotal of 351.693	ITIN SCHOOL SOC WRKR W/TST BOCES		0.00	45,275.20	45,275.20	45,275.20	0.00	0.00
352.494	TEACHER HARD OF HEARING W/MONROE		0.00	13,275.44	13,275.44	13,275.44	0.00	0.00
2252-000	Chrgs to Components-Services		0.00	13,275.44	13,275.44	13,275.44	0.00	0.00
Subtotal of 352.494	TEACHER HARD OF HEARING W/MONROE		0.00	13,275.44	13,275.44	13,275.44	0.00	0.00
353.394	ITIN DIAG SVS W/DUTCHESS BOCES		0.00	4,505.87	4,505.87	4,505.87	0.00	0.00
2252-000	Chrgs to Components-Services		0.00	4,505.87	4,505.87	4,505.87	0.00	0.00
Subtotal of 353.394	ITIN DIAG SVS W/DUTCHESS BOCES		0.00	4,505.87	4,505.87	4,505.87	0.00	0.00
354.599	ITIN CONSULTANT TEACHER W/BROOME		0.00	1,089.00	1,089.00	1,089.00	0.00	0.00
2252-000	Chrgs to Components-Services		0.00	1,089.00	1,089.00	1,089.00	0.00	0.00
Subtotal of 354.599	ITIN CONSULTANT TEACHER W/BROOME		0.00	1,089.00	1,089.00	1,089.00	0.00	0.00
401.000	ARTS IN ED(BASE)		45,346.00	595.00	45,941.00	45,941.00	0.00	0.00
2252-000	Chrgs to Components-Services		45,346.00	595.00	45,941.00	45,941.00	0.00	0.00
Subtotal of 401.000	ARTS IN ED(BASE)		45,346.00	595.00	45,941.00	45,941.00	0.00	0.00
401.001	ARTS IN ED-DIST SPEC		303,566.00	16,642.00	320,208.00	320,208.00	0.00	0.00
2252-000	Chrgs to Components-Services		303,566.00	16,642.00	320,208.00	320,208.00	0.00	0.00
Subtotal of 401.001	ARTS IN ED-DIST SPEC		303,566.00	16,642.00	320,208.00	320,208.00	0.00	0.00

* Estimated revenue for Carryover Encumbrances from the prior fiscal year will not be realized.

These are estimates to balance the budget

GREATER SOUTHERN TIER BOCES

Revenue Status Report As Of: 06/30/2019

Fiscal Year: 2019

Fund: A GENERAL FUND

Revenue Account	Service	Description	Original Estimate	Adjustments	Current Estimate	Year-to-Date	Anticipated Balance	Excess Revenue
401.002 ARTS IN ED-CHEMUNG RIVER								
2252-000	Chrgs to Components-Services		16,400.00	0.00	16,400.00	16,400.00	0.00	0.00
Subtotal of 401.002 ARTS IN ED-CHEMUNG RIVER			16,400.00	0.00	16,400.00	16,400.00	0.00	0.00
403.001 ALT ED - AD BASED LRNG (ABL)								
2252-000	Chrgs to Components-Services		102,418.00	750.00	103,168.00	103,168.00	0.00	0.00
2254-000	Chrgs to Other Boces-Services		0.00	20,000.00	20,000.00	20,000.00	0.00	0.00
2770-000	Unclassified Revenues		0.00	0.00	0.00	500.00	0.00	500.00
Subtotal of 403.001 ALT ED - AD BASED LRNG (ABL)			102,418.00	20,750.00	123,168.00	123,668.00	0.00	500.00
403.003 ALT ED - SECONDARY(MODEL A)								
2252-000	Chrgs to Components-Services		2,037,739.00	0.00	2,037,739.00	2,037,739.00	0.00	0.00
2254-000	Chrgs to Other Boces-Services		0.00	74,174.00	74,174.00	74,174.00	0.00	0.00
2770-000	Unclassified Revenues		0.00	0.00	0.00	1,992.00	0.00	1,992.00
Subtotal of 403.003 ALT ED - SECONDARY(MODEL A)			2,037,739.00	74,174.00	2,111,913.00	2,113,905.00	0.00	1,992.00
403.004 ALT ED - MIDDLE SCHOOL-HORNELL								
2252-000	Chrgs to Components-Services		210,948.00	0.00	210,948.00	210,948.00	0.00	0.00
Subtotal of 403.004 ALT ED - MIDDLE SCHOOL-HORNELL			210,948.00	0.00	210,948.00	210,948.00	0.00	0.00
406.693 EQUIV ATT ED/GED W/ TST BOCES								
2252-000	Chrgs to Components-Services		0.00	106.70	106.70	106.70	0.00	0.00
2701-800	REFUND PRIOR YEARS OTH BOCES		0.00	0.00	0.00	7.11	0.00	7.11
Subtotal of 406.693 EQUIV ATT ED/GED W/ TST BOCES			0.00	106.70	106.70	113.81	0.00	7.11
409.000 ACADEMIC PRGS-DETENTION								
2252-000	Chrgs to Components-Services		117,555.00	28,860.00	146,415.00	146,415.00	0.00	0.00
2254-000	Chrgs to Other Boces-Services		0.00	39,044.00	39,044.00	39,044.00	0.00	0.00
2770-000	Unclassified Revenues		0.00	0.00	0.00	34,910.00	0.00	34,910.00
Subtotal of 409.000 ACADEMIC PRGS-DETENTION			117,555.00	67,904.00	185,459.00	220,369.00	0.00	34,910.00
412.000 ADV PLCMT-ACE								
2252-000	Chrgs to Components-Services		33,426.00	0.00	33,426.00	33,426.00	0.00	0.00
2254-000	Chrgs to Other Boces-Services		412.00	0.00	412.00	412.00	0.00	0.00
Subtotal of 412.000 ADV PLCMT-ACE			33,838.00	0.00	33,838.00	33,838.00	0.00	0.00
415.000 SUMMER SCHOOL-SECONDARY								
2252-000	Chrgs to Components-Services		725,150.00	-27,385.00	697,765.00	697,765.00	0.00	0.00

* Estimated revenue for Carryover Encumbrances from the prior fiscal year will not be realized.

These are estimates to balance the budget

Revenue Account	Service	Description	Original Estimate	Adjustments	Current Estimate	Year-to-Date	Anticipated Balance	Excess Revenue
2254-000	Chrgs to Other Bocess-Services		0.00	12,925.00	12,925.00	12,925.00	0.00	0.00
Subtotal of 415.000	SUMMER SCHOOL-SECONDARY		725,150.00	-14,460.00	710,690.00	710,690.00	0.00	0.00
416.494	ACADMIC PRGS SPEC FACLT W/MONR		0.00	1,818.98	1,818.98	452.18	1,366.80	0.00
2252-000	Chrgs to Components-Services		0.00	0.00	0.00	2,223.72	0.00	2,223.72
2701-800	REFUND PRIOR YEARS OTH BOCES		0.00	1,818.98	1,818.98	2,675.90	1,366.80	2,223.72
Subtotal of 416.494	ACADMIC PRGS SPEC FACLT W/MONR		0.00	1,818.98	1,818.98	2,675.90	1,366.80	2,223.72
419.693	ACADMIC PRGS SPEC FACLT W/TST B		0.00	8,058.60	8,058.60	8,058.60	0.00	0.00
2252-000	Chrgs to Components-Services		0.00	0.00	0.00	679.93	0.00	679.93
2701-800	REFUND PRIOR YEARS OTH BOCES		0.00	8,058.60	8,058.60	8,738.53	0.00	679.93
Subtotal of 419.693	ACADMIC PRGS SPEC FACLT W/TST B		0.00	8,058.60	8,058.60	8,738.53	0.00	679.93
421.594	ACADMIC PRGS SPEC FACLT W/OOCM		530.00	4,134.00	4,664.00	4,664.00	0.00	0.00
2252-000	Chrgs to Components-Services		0.00	0.00	0.00	245.92	0.00	245.92
2701-800	REFUND PRIOR YEARS OTH BOCES		0.00	4,134.00	4,664.00	4,909.92	0.00	245.92
Subtotal of 421.594	ACADMIC PRGS SPEC FACLT W/OOCM		530.00	4,134.00	4,664.00	4,909.92	0.00	245.92
426.000	EXPL ENRICHMNT-BASE		22,961.00	1,642.00	24,603.00	24,603.00	0.00	0.00
2252-000	Chrgs to Components-Services		0.00	0.00	0.00	24,603.00	0.00	0.00
Subtotal of 426.000	EXPL ENRICHMNT-BASE		22,961.00	1,642.00	24,603.00	24,603.00	0.00	0.00
426.001	EXPL ENRICHMNT-DISTRICT SPECIFIC		114,805.00	8,593.00	123,398.00	123,398.00	0.00	0.00
2252-000	Chrgs to Components-Services		0.00	0.00	0.00	123,398.00	0.00	0.00
Subtotal of 426.001	EXPL ENRICHMNT-DISTRICT SPECIFIC		114,805.00	8,593.00	123,398.00	123,398.00	0.00	0.00
427.599	EXPL ENRICHMNT W/BROOME BOCES		14,746.00	0.00	14,746.00	14,746.00	0.00	0.00
2252-000	Chrgs to Components-Services		0.00	0.00	0.00	2,817.23	0.00	2,817.23
2701-800	REFUND PRIOR YEARS OTH BOCES		0.00	0.00	0.00	17,563.23	0.00	2,817.23
Subtotal of 427.599	EXPL ENRICHMNT W/BROOME BOCES		14,746.00	0.00	14,746.00	17,563.23	0.00	2,817.23
430.000	DISTANCE LEARNING BASE-COORD		111,659.00	0.00	111,659.00	111,659.00	0.00	0.00
2252-000	Chrgs to Components-Services		0.00	0.00	0.00	195.17	0.00	195.17
2701-000	Refunds Prior Years Expenses		0.00	0.00	0.00	111,854.17	0.00	195.17
Subtotal of 430.000	DISTANCE LEARNING BASE-COORD		111,659.00	0.00	111,659.00	111,854.17	0.00	195.17
430.001	DISTANCE LEARNING DIST SPEC		64,875.00	40,790.00	105,665.00	105,665.00	0.00	0.00
2252-000	Chrgs to Components-Services		0.00	0.00	0.00	105,665.00	0.00	0.00
Subtotal of 430.001	DISTANCE LEARNING DIST SPEC		64,875.00	40,790.00	105,665.00	105,665.00	0.00	0.00

* Estimated revenue for Carryover Encumbrances from the prior fiscal year will not be realized. These are estimates to balance the budget

GREATER SOUTHERN TIER BOCES
Revenue Status Report As Of: 06/30/2019
Fiscal Year: 2019
Fund: A GENERAL FUND

Revenue Account	Service	Description	Original Estimate	Adjustments	Current Estimate	Year-to-Date	Anticipated Balance	Excess Revenue
430.007 DL-ADVANCED ACADEMICS BASE								
2252-000	Chrgs to Components-Services		45,719.00	2,904.00	48,623.00	48,623.00	0.00	0.00
Subtotal of 430.007 DL-ADVANCED ACADEMICS BASE			45,719.00	2,904.00	48,623.00	48,623.00	0.00	0.00
430.008 DL-ADVANCED ACADEMICS DIST SPEC								
2252-000	Chrgs to Components-Services		245,484.00	40,938.00	286,422.00	286,422.00	0.00	0.00
Subtotal of 430.008 DL-ADVANCED ACADEMICS DIST SPEC			245,484.00	40,938.00	286,422.00	286,422.00	0.00	0.00
433.496 DISTANCE LEARNING W/MON 2 BOCES								
2252-000	Chrgs to Components-Services		4,340.00	-4,340.00	0.00	0.00	0.00	0.00
Subtotal of 433.496 DISTANCE LEARNING W/MON 2 BOCES			4,340.00	-4,340.00	0.00	0.00	0.00	0.00
439.499 EXPL ENRICHMNT W/CAEW BOCES								
2252-000	Chrgs to Components-Services		0.00	2,014.00	2,014.00	0.00	2,014.00	0.00
Subtotal of 439.499 EXPL ENRICHMNT W/CAEW BOCES			0.00	2,014.00	2,014.00	0.00	2,014.00	0.00
443.695 EXPL ENRICHMNT W/JEFFERSON-LEWIS								
2252-000	Chrgs to Components-Services		1,810.00	-1,810.00	0.00	0.00	0.00	0.00
2701-800	REFUND PRIOR YEARS OTH BOCES		0.00	0.00	0.00	192.85	0.00	192.85
Subtotal of 443.695 EXPL ENRICHMNT W/JEFFERSON-LEWIS			1,810.00	-1,810.00	0.00	192.85	0.00	192.85
444.692 DISTANCE LEARNING -LANGUAGE W/OH								
2252-000	Chrgs to Components-Services		62,674.00	-1.52	62,672.48	62,672.48	0.00	0.00
2701-800	REFUND PRIOR YEARS OTH BOCES		0.00	0.00	0.00	3,570.56	0.00	3,570.56
Subtotal of 444.692 DISTANCE LEARNING -LANGUAGE W/OH			62,674.00	-1.52	62,672.48	66,243.04	0.00	3,570.56
445.000 P-TECH								
2252-000	Chrgs to Components-Services		1,487,000.00	14,869.66	1,501,869.66	1,501,869.66	0.00	0.00
2770-000	Unclassified Revenues		308,346.00	0.00	308,346.00	272,519.71	35,826.29	0.00
Subtotal of 445.000 P-TECH			1,795,346.00	14,869.66	1,810,215.66	1,774,389.37	35,826.29	0.00
446.599 ALT ED W/ BROOME BOCES								
2701-800	REFUND PRIOR YEARS OTH BOCES		0.00	0.00	0.00	9,032.42	0.00	9,032.42
Subtotal of 446.599 ALT ED W/ BROOME BOCES			0.00	0.00	0.00	9,032.42	0.00	9,032.42
447.492 DISTANCE LEARNING W/ERIE 2 BOCES								
2701-800	REFUND PRIOR YEARS OTH BOCES		0.00	0.00	0.00	678.92	0.00	678.92
Subtotal of 447.492 DISTANCE LEARNING W/ERIE 2 BOCES			0.00	0.00	0.00	678.92	0.00	678.92

* Estimated revenue for Carryover Encumbrances from the prior fiscal year will not be realized.
These are estimates to balance the budget

GREATER SOUTHERN TIER BOCES

Revenue Status Report As Of: 06/30/2019

Fiscal Year: 2019

Fund: A GENERAL FUND

Revenue Account	Service	Description	Original Estimate	Adjustments	Current Estimate	Year-to-Date	Anticipated Balance	Excess Revenue
448.692 ARTS IN EDUCATION W/OHM BOCES								
2252-000	Chrgs to Components-Services		0.00	9,900.00	9,900.00	9,900.00	0.00	0.00
Subtotal of 448.692 ARTS IN EDUCATION W/OHM BOCES			0.00	9,900.00	9,900.00	9,900.00	0.00	0.00
505.494 ED COMM-MUSIC LIB-MONROE #1 BOCE								
2252-000	Chrgs to Components-Services		797.00	0.12	797.12	797.12	0.00	0.00
2701-800	REFUND PRIOR YEARS OTH BOCES		0.00	0.00	0.00	8.91	0.00	8.91
Subtotal of 505.494 ED COMM-MUSIC LIB-MONROE #1 BOCE			797.00	0.12	797.12	806.03	0.00	8.91
506.000 CURRICULUM DEVELOPMENT								
2252-000	Chrgs to Components-Services		826,500.00	-105,460.00	721,040.00	721,040.00	0.00	0.00
2701-000	Refunds Prior Years Expenses		0.00	0.00	0.00	25.00	0.00	25.00
Subtotal of 506.000 CURRICULUM DEVELOPMENT			826,500.00	-105,460.00	721,040.00	721,065.00	0.00	25.00
506.001 CURRICULUM DEVELOPMENT-STIPENDS								
2252-000	Chrgs to Components-Services		89,848.00	27,051.00	116,899.00	116,899.00	0.00	0.00
Subtotal of 506.001 CURRICULUM DEVELOPMENT-STIPENDS			89,848.00	27,051.00	116,899.00	116,899.00	0.00	0.00
506.002 CURRICULUM DEVELOPMENT-SUBS								
2252-000	Chrgs to Components-Services		103,095.00	-4,000.00	99,095.00	99,095.00	0.00	0.00
Subtotal of 506.002 CURRICULUM DEVELOPMENT-SUBS			103,095.00	-4,000.00	99,095.00	99,095.00	0.00	0.00
507.000 INTER SCHLSTIC SPORTS COORD-V								
2252-000	Chrgs to Components-Services		9,031.00	0.00	9,031.00	9,031.00	0.00	0.00
2254-000	Chrgs to Other Boces-Services		821.00	0.00	821.00	821.00	0.00	0.00
Subtotal of 507.000 INTER SCHLSTIC SPORTS COORD-V			9,852.00	0.00	9,852.00	9,852.00	0.00	0.00
508.000 LIBRARY SERVICE/MEDIA (BASE)								
2252-000	Chrgs to Components-Services		79,695.00	0.00	79,695.00	79,695.00	0.00	0.00
2770-000	Unclassified Revenues		0.00	0.00	0.00	186.00	0.00	186.00
Subtotal of 508.000 LIBRARY SERVICE/MEDIA (BASE)			79,695.00	0.00	79,695.00	79,881.00	0.00	186.00
508.001 LIBRY SVC-DATABASES								
2252-000	Chrgs to Components-Services		222,753.00	48,870.00	271,623.00	271,623.00	0.00	0.00
Subtotal of 508.001 LIBRY SVC-DATABASES			222,753.00	48,870.00	271,623.00	271,623.00	0.00	0.00
508.002 LIBRY SVC-COOPERATIVE COLLECTION								
2252-000	Chrgs to Components-Services		85,057.00	-106.00	84,951.00	84,951.00	0.00	0.00

* Estimated revenue for Carryover Encumbrances from the prior fiscal year will not be realized.

These are estimates to balance the budget

GREATER SOUTHERN TIER BOCES

Revenue Status Report As Of: 06/30/2019

Fiscal Year: 2019

Fund: A GENERAL FUND

Revenue Account	Service	Description	Original Estimate	Adjustments	Current Estimate	Year-to-Date	Anticipated Balance	Excess Revenue
Subtotal of 508.002 LIBRY SVC-COOPERATIVE COLLECTION								
			85,057.00	-106.00	84,951.00	84,951.00	0.00	0.00
511.000 PRINTING								
2252-000	Chrgs to Components-Services		1,013,956.00	0.00	1,013,956.00	1,013,956.00	0.00	0.00
2701-000	Refunds Prior Years Expenses		0.00	0.00	0.00	5,389.62	0.00	5,389.62
2770-000	Unclassified Revenues		3,830.00	0.00	3,830.00	71,017.21	0.00	67,187.21
Subtotal of 511.000 PRINTING			1,017,786.00	0.00	1,017,786.00	1,090,362.83	0.00	72,576.83
511.002 PRINTING/UNAUDED SUPPLIES								
2252-000	Chrgs to Components-Services		0.00	901,947.00	901,947.00	901,947.00	0.00	0.00
2254-000	Chrgs to Other Boces-Services		0.00	936.00	936.00	936.00	0.00	0.00
2655-000	Minor Sales, Other		0.00	0.00	0.00	23,833.00	0.00	23,833.00
Subtotal of 511.002 PRINTING/UNAUDED SUPPLIES			0.00	902,883.00	902,883.00	926,716.00	0.00	23,833.00
511.005 PRINTING - COURIER								
2252-000	Chrgs to Components-Services		217,620.00	0.00	217,620.00	217,620.00	0.00	0.00
2254-000	Chrgs to Other Boces-Services		900.00	0.00	900.00	900.00	0.00	0.00
2770-000	Unclassified Revenues		5,550.00	0.00	5,550.00	5,550.00	0.00	0.00
Subtotal of 511.005 PRINTING - COURIER			224,070.00	0.00	224,070.00	224,070.00	0.00	0.00
512.000 COMP SVC-CAI/LAN								
2252-000	Chrgs to Components-Services		722,800.00	27,800.00	750,600.00	750,600.00	0.00	0.00
2254-000	Chrgs to Other Boces-Services		0.00	1,884.00	1,884.00	1,884.00	0.00	0.00
2770-000	Unclassified Revenues		0.00	0.00	0.00	1,801.42	0.00	1,801.42
Subtotal of 512.000 COMP SVC-CAI/LAN			722,800.00	29,684.00	752,484.00	754,285.42	0.00	1,801.42
512.001 COMP SVC-CAI/LAN DIST SPEC								
2252-000	Chrgs to Components-Services		1,460,774.00	786,393.00	2,247,167.00	2,247,167.00	0.00	0.00
2254-000	Chrgs to Other Boces-Services		0.00	57,500.00	57,500.00	57,500.00	0.00	0.00
Subtotal of 512.001 COMP SVC-CAI/LAN DIST SPEC			1,460,774.00	843,893.00	2,304,667.00	2,304,667.00	0.00	0.00
513.000 LIBRARY AUTOMATION (BASE)								
2252-000	Chrgs to Components-Services		208,576.00	0.00	208,576.00	208,576.00	0.00	0.00
2770-000	Unclassified Revenues		0.00	0.00	0.00	315.00	0.00	315.00
Subtotal of 513.000 LIBRARY AUTOMATION (BASE)			208,576.00	0.00	208,576.00	208,891.00	0.00	315.00
513.001 LIBRARY AUTOMATION-DIST SPECIFIC								
2252-000	Chrgs to Components-Services		12,671.00	384.00	13,055.00	13,240.00	0.00	185.00
Subtotal of 513.001 LIBRARY AUTOMATION-DIST SPECIFIC			12,671.00	384.00	13,055.00	13,240.00	0.00	185.00

* Estimated revenue for Carryover Encumbrances from the prior fiscal year will not be realized.

These are estimates to balance the budget

GREATER SOUTHERN TIER BOCES

Revenue Status Report As Of: 06/30/2019

Fiscal Year: 2019

Fund: A GENERAL FUND

Revenue Account	Service	Description	Original Estimate	Adjustments	Current Estimate	Year-to-Date	Anticipated Balance	Excess Revenue
513.002 LIBRARY AUTOMATION-MANDARIN								
2252-000	Chrgs to Components-Services		44,880.00	185.00	45,065.00	44,880.00	185.00	0.00
Subtotal of 513.002 LIBRARY AUTOMATION-MANDARIN			44,880.00	185.00	45,065.00	44,880.00	185.00	0.00
514.000 EXTRA CURR COORD ACADEMIC ALL ST								
2252-000	Chrgs to Components-Services		14,467.00	0.00	14,467.00	14,467.00	0.00	0.00
Subtotal of 514.000 EXTRA CURR COORD ACADEMIC ALL ST			14,467.00	0.00	14,467.00	14,467.00	0.00	0.00
516.000 PLANNING/INSTR-GRANT WRITING								
2252-000	Chrgs to Components-Services		938,492.00	0.00	938,492.00	938,492.00	0.00	0.00
2254-000	Chrgs to Other Boces-Services		20,150.00	0.00	20,150.00	20,150.00	0.00	0.00
Subtotal of 516.000 PLANNING/INSTR-GRANT WRITING			958,642.00	0.00	958,642.00	958,642.00	0.00	0.00
517.000 COORD, OTHER-SUPT DEVELOPMENT								
2254-000	Chrgs to Other Boces-Services		13,500.00	56,250.00	69,750.00	69,750.00	0.00	0.00
2770-000	Unclassified Revenues		28,500.00	0.00	28,500.00	40,553.11	0.00	12,053.11
Subtotal of 517.000 COORD, OTHER-SUPT DEVELOPMENT			42,000.00	56,250.00	98,250.00	110,303.11	0.00	12,053.11
518.000 COORDINATOR OF HOME INSTRUCTION								
2252-000	Chrgs to Components-Services		74,675.00	3,584.00	78,259.00	78,259.00	0.00	0.00
Subtotal of 518.000 COORDINATOR OF HOME INSTRUCTION			74,675.00	3,584.00	78,259.00	78,259.00	0.00	0.00
520.000 COMPREHENSIVE SUPPORT SERVICES								
2252-000	Chrgs to Components-Services		107,955.00	-15,354.00	92,601.00	92,601.00	0.00	0.00
Subtotal of 520.000 COMPREHENSIVE SUPPORT SERVICES			107,955.00	-15,354.00	92,601.00	92,601.00	0.00	0.00
522.000 EQUIPMENT REPAIR-AV								
2252-000	Chrgs to Components-Services		122,681.00	0.00	122,681.00	122,681.00	0.00	0.00
Subtotal of 522.000 EQUIPMENT REPAIR-AV			122,681.00	0.00	122,681.00	122,681.00	0.00	0.00
522.001 EQUIPMENT REPAIR-MICRO								
2252-000	Chrgs to Components-Services		300,371.00	0.00	300,371.00	300,371.00	0.00	0.00
2701-000	Refunds Prior Years Expenses		0.00	0.00	0.00	1,402.75	0.00	1,402.75
2770-000	Unclassified Revenues		0.00	0.00	0.00	6,448.00	0.00	6,448.00
Subtotal of 522.001 EQUIPMENT REPAIR-MICRO			300,371.00	0.00	300,371.00	308,221.75	0.00	7,850.75
523.493 INTER-SCHOL COOR-W/ GV BOCES								
2252-000	Chrgs to Components-Services		3,095.00	3,185.00	6,280.00	6,280.00	0.00	0.00

* Estimated revenue for Carryover Encumbrances from the prior fiscal year will not be realized.

These are estimates to balance the budget

GREATER SOUTHERN TIER BOCES

Revenue Status Report As Of: 06/30/2019

Fiscal Year: 2019

Fund: A GENERAL FUND

Revenue Account	Service	Description	Original Estimate	Adjustments	Current Estimate	Year-to-Date	Anticipated Balance	Excess Revenue
2701-800	REFUND PRIOR YEARS OTH BOCES		0.00	0.00	0.00	759.60	0.00	759.60
Subtotal of 523.493 INTER-SCHOL COOR-W/ GV BOCES			3,095.00	3,185.00	6,280.00	7,039.60	0.00	759.60
525.000	I/S TCHRS-BASE(INCLUDES PVS .004							
2252-000	Chrgs to Components-Services		931,300.00	41,600.00	972,900.00	972,900.00	0.00	0.00
2254-000	Chrgs to Other Boces-Services		41,700.00	0.00	41,700.00	41,700.00	0.00	0.00
2770-000	Unclassified Revenues		0.00	0.00	0.00	3,000.00	0.00	3,000.00
Subtotal of 525.000 I/S TCHRS-BASE(INCLUDES PVS .004			973,000.00	41,600.00	1,014,600.00	1,017,600.00	0.00	3,000.00
525.001	I/S TCHRS-SUBS (INCLUDES PVS .00							
2252-000	Chrgs to Components-Services		111,600.00	4,000.00	115,600.00	115,600.00	0.00	0.00
Subtotal of 525.001 I/S TCHRS-SUBS (INCLUDES PVS .00			111,600.00	4,000.00	115,600.00	115,600.00	0.00	0.00
525.002	I/S TCHRS-SUMR (INCLUDES PVS .00							
2252-000	Chrgs to Components-Services		22,644.00	10,024.00	32,668.00	32,668.00	0.00	0.00
Subtotal of 525.002 I/S TCHRS-SUMR (INCLUDES PVS .00			22,644.00	10,024.00	32,668.00	32,668.00	0.00	0.00
525.003	I/S TCHRS-STIPND(INCLUDES PVS .0							
2252-000	Chrgs to Components-Services		59,500.00	4,591.00	64,091.00	64,091.00	0.00	0.00
Subtotal of 525.003 I/S TCHRS-STIPND(INCLUDES PVS .0			59,500.00	4,591.00	64,091.00	64,091.00	0.00	0.00
525.004	I/S TCHRS-EVAL (FORMERLY 525.008							
2252-000	Chrgs to Components-Services		34,200.00	0.00	34,200.00	34,200.00	0.00	0.00
2254-000	Chrgs to Other Boces-Services		3,600.00	0.00	3,600.00	3,600.00	0.00	0.00
Subtotal of 525.004 I/S TCHRS-EVAL (FORMERLY 525.008			37,800.00	0.00	37,800.00	37,800.00	0.00	0.00
526.691	INTER-SCHOL COOR-DCMO							
2252-000	Chrgs to Components-Services		31,823.00	455.53	32,278.53	32,278.53	0.00	0.00
2701-800	REFUND PRIOR YEARS OTH BOCES		0.00	0.00	0.00	57.92	0.00	57.92
Subtotal of 526.691 INTER-SCHOL COOR-DCMO			31,823.00	455.53	32,278.53	32,336.45	0.00	57.92
527.000	INSTR MAT DEVEL-ELEM SCIENCE							
2252-000	Chrgs to Components-Services		279,197.00	0.00	279,197.00	279,197.00	0.00	0.00
2254-000	Chrgs to Other Boces-Services		12,715.00	0.00	12,715.00	12,715.00	0.00	0.00
2770-000	Unclassified Revenues		0.00	0.00	0.00	3,028.02	0.00	3,028.02
Subtotal of 527.000 INSTR MAT DEVEL-ELEM SCIENCE			291,912.00	0.00	291,912.00	294,940.02	0.00	3,028.02
527.001	DISCRETIONARY-ELEM SCIENCE							
2252-000	Chrgs to Components-Services		595,273.00	96,243.00	691,516.00	691,516.00	0.00	0.00

* Estimated revenue for Carryover Encumbrances from the prior fiscal year will not be realized.

These are estimates to balance the budget

GREATER SOUTHERN TIER BOCES

Revenue Status Report As Of: 06/30/2019

Fiscal Year: 2019

Fund: A GENERAL FUND

Revenue Account	Service	Description	Original Estimate	Adjustments	Current Estimate	Year-to-Date	Anticipated Balance	Excess Revenue
2254-000	Chrgs to Other Bocses-Services		34,214.00	5,761.00	39,975.00	39,975.00	0.00	0.00
2770-000	Unclassified Revenues		0.00	0.00	0.00	24,356.00	0.00	24,356.00
Subtotal of 527.001 DISCRETIONARY-ELEM SCIENCE			629,487.00	102,004.00	731,491.00	755,847.00	0.00	24,356.00
527.002	INSTR MAT DEVEL-SCI DISCOVERY CT							
2252-000	Chrgs to Components-Services		5,391.00	0.00	5,391.00	5,391.00	0.00	0.00
Subtotal of 527.002 INSTR MAT DEVEL-SCI DISCOVERY CT			5,391.00	0.00	5,391.00	5,391.00	0.00	0.00
527.003	SCI DISCOVERY CTR-DIST SPEC							
2252-000	Chrgs to Components-Services		53,913.00	0.00	53,913.00	53,913.00	0.00	0.00
Subtotal of 527.003 SCI DISCOVERY CTR-DIST SPEC			53,913.00	0.00	53,913.00	53,913.00	0.00	0.00
528.000	IND-ED ACT COOR-CDC							
2252-000	Chrgs to Components-Services		419,023.00	0.00	419,023.00	419,023.00	0.00	0.00
2254-000	Chrgs to Other Bocses-Services		0.00	800.00	800.00	800.00	0.00	0.00
2770-000	Unclassified Revenues		31,674.00	0.00	31,674.00	32,074.00	0.00	400.00
Subtotal of 528.000 IND-ED ACT COOR-CDC			450,697.00	800.00	451,497.00	451,897.00	0.00	400.00
528.002	IND-ED ACT COOR-CDC INTERNSHIPS							
2252-000	Chrgs to Components-Services		17,600.00	0.00	17,600.00	17,600.00	0.00	0.00
Subtotal of 528.002 IND-ED ACT COOR-CDC INTERNSHIPS			17,600.00	0.00	17,600.00	17,600.00	0.00	0.00
528.005	IND-ED ACT COOR-CDC YOUTH LEADER							
2252-000	Chrgs to Components-Services		6,648.00	0.00	6,648.00	6,648.00	0.00	0.00
Subtotal of 528.005 IND-ED ACT COOR-CDC YOUTH LEADER			6,648.00	0.00	6,648.00	6,648.00	0.00	0.00
528.008	IND-ED ACT COOR-CDC ADDL CAREER							
2252-000	Chrgs to Components-Services		0.00	2,280.00	2,280.00	2,280.00	0.00	0.00
2770-000	Unclassified Revenues		96,015.00	0.00	96,015.00	10,000.00	86,015.00	0.00
Subtotal of 528.008 IND-ED ACT COOR-CDC ADDL CAREER			96,015.00	2,280.00	98,295.00	12,280.00	86,015.00	0.00
529.499	PRINTING W/CAEW BOCES							
2252-000	Chrgs to Components-Services		0.00	21.50	21.50	21.50	0.00	0.00
Subtotal of 529.499 PRINTING W/CAEW BOCES			0.00	21.50	21.50	21.50	0.00	0.00
535.499	Equipment Repair XC							
2252-000	Chrgs to Components-Services		0.00	55,084.79	55,084.79	55,084.79	0.00	0.00
Subtotal of 535.499 Equipment Repair XC			0.00	55,084.79	55,084.79	55,084.79	0.00	0.00

* Estimated revenue for Carryover Encumbrances from the prior fiscal year will not be realized.

These are estimates to balance the budget

GREATER SOUTHERN TIER BOCES

Revenue Status Report As Of: 06/30/2019

Fiscal Year: 2019

Fund: A GENERAL FUND

Revenue Account	Service	Description	Original Estimate	Adjustments	Current Estimate	Year-to-Date	Anticipated Balance	Excess Revenue
536.000 MODEL SCHOOLS-BASE								
2252-000	Chrgs to Components-Services		90,644.00	0.00	90,644.00	90,644.00	0.00	0.00
2770-000	Unclassified Revenues		0.00	0.00	0.00	55.72	0.00	55.72
Subtotal of 536.000 MODEL SCHOOLS-BASE			90,644.00	0.00	90,644.00	90,699.72	0.00	55.72
536.001 MODEL SCHOOLS-DIST SPEC								
2252-000	Chrgs to Components-Services		23,353.00	0.00	23,353.00	23,353.00	0.00	0.00
Subtotal of 536.001 MODEL SCHOOLS-DIST SPEC			23,353.00	0.00	23,353.00	23,353.00	0.00	0.00
537.000 SCH CURR-BASE								
2252-000	Chrgs to Components-Services		156,095.00	0.00	156,095.00	156,095.00	0.00	0.00
2701-000	Refunds Prior Years Expenses		0.00	0.00	0.00	53.22	0.00	53.22
2770-000	Unclassified Revenues		22,048.00	0.00	22,048.00	21,834.00	214.00	0.00
Subtotal of 537.000 SCH CURR-BASE			178,143.00	0.00	178,143.00	177,982.22	214.00	53.22
537.001 SCH CURR-WORKSHOPS								
2252-000	Chrgs to Components-Services		401,012.00	2,808.00	403,820.00	403,820.00	0.00	0.00
2254-000	Chrgs to Other Boces-Services		0.00	3,009.40	3,009.40	3,009.40	0.00	0.00
2770-000	Unclassified Revenues		0.00	0.00	0.00	500.00	0.00	500.00
Subtotal of 537.001 SCH CURR-WORKSHOPS			401,012.00	5,817.40	406,829.40	407,329.40	0.00	500.00
537.002 SCH CURR-DATA ANALYSIS								
2252-000	Chrgs to Components-Services		236,533.00	-2,296.00	234,237.00	234,237.00	0.00	0.00
Subtotal of 537.002 SCH CURR-DATA ANALYSIS			236,533.00	-2,296.00	234,237.00	234,237.00	0.00	0.00
537.003 SCH CURR-LEADERSHIP								
2252-000	Chrgs to Components-Services		21,000.00	0.00	21,000.00	21,000.00	0.00	0.00
Subtotal of 537.003 SCH CURR-LEADERSHIP			21,000.00	0.00	21,000.00	21,000.00	0.00	0.00
537.004 SCH CURR-SUB REIMBURSEMENT								
2252-000	Chrgs to Components-Services		49,189.00	4,086.00	53,275.00	53,275.00	0.00	0.00
Subtotal of 537.004 SCH CURR-SUB REIMBURSEMENT			49,189.00	4,086.00	53,275.00	53,275.00	0.00	0.00
537.005 SCH CURR-WORKSHOPS-DISTRICT SPEC								
2252-000	Chrgs to Components-Services		115,850.00	73,260.00	189,110.00	189,110.00	0.00	0.00
Subtotal of 537.005 SCH CURR-WORKSHOPS-DISTRICT SPEC			115,850.00	73,260.00	189,110.00	189,110.00	0.00	0.00
537.006 SCH CURR-STIPENDS								
2252-000	Chrgs to Components-Services		141,717.00	2,215.00	143,932.00	143,932.00	0.00	0.00

* Estimated revenue for Carryover Encumbrances from the prior fiscal year will not be realized.

These are estimates to balance the budget

GREATER SOUTHERN TIER BOCES

Revenue Status Report As Of: 06/30/2019

Fiscal Year: 2019

Fund: A GENERAL FUND

Revenue Account	Service	Description	Original Estimate	Adjustments	Current Estimate	Year-to-Date	Anticipated Balance	Excess Revenue
Subtotal of 537.006 SCH CURR-STIPENDS			141,717.00	2,215.00	143,932.00	143,932.00	0.00	0.00
537.007 SCH CURR-SUPT RETREAT								
2252-000	Chrgs to Components-Services		6,300.00	0.00	6,300.00	6,300.00	0.00	0.00
Subtotal of 537.007 SCH CURR-SUPT RETREAT			6,300.00	0.00	6,300.00	6,300.00	0.00	0.00
537.008 SCH CURR-NYSCOSS								
2252-000	Chrgs to Components-Services		2,100.00	0.00	2,100.00	2,100.00	0.00	0.00
Subtotal of 537.008 SCH CURR-NYSCOSS			2,100.00	0.00	2,100.00	2,100.00	0.00	0.00
537.010 SCH CURR-NETWORK TEAMS								
2252-000	Chrgs to Components-Services		66,000.00	0.00	66,000.00	66,000.00	0.00	0.00
Subtotal of 537.010 SCH CURR-NETWORK TEAMS			66,000.00	0.00	66,000.00	66,000.00	0.00	0.00
537.012 SCH CURR-REGIONAL SCORING								
2252-000	Chrgs to Components-Services		238,553.00	60,489.00	299,042.00	299,042.00	0.00	0.00
Subtotal of 537.012 SCH CURR-REGIONAL SCORING			238,553.00	60,489.00	299,042.00	299,042.00	0.00	0.00
537.064 SCH CURR-ADMINISTRATORS' ACADEMY								
2252-000	Chrgs to Components-Services		0.00	8,926.00	8,926.00	8,926.00	0.00	0.00
2254-000	Chrgs to Other Boces-Services		0.00	17,932.00	17,932.00	17,932.00	0.00	0.00
Subtotal of 537.064 SCH CURR-ADMINISTRATORS' ACADEMY			0.00	26,858.00	26,858.00	26,858.00	0.00	0.00
537.850 SCH CURR-LAMINATING/POSTERS								
2252-000	Chrgs to Components-Services		0.00	2,184.03	2,184.03	2,184.03	0.00	0.00
2770-000	Unclassified Revenues		0.00	0.00	0.00	162.17	0.00	162.17
Subtotal of 537.850 SCH CURR-LAMINATING/POSTERS			0.00	2,184.03	2,184.03	2,346.20	0.00	162.17
540.698 STAFF DEV W/PUTNAM WESTCHESTER B								
2252-000	Chrgs to Components-Services		0.00	66,202.50	66,202.50	66,202.50	0.00	0.00
2701-800	REFUND PRIOR YEARS OTH BOCES		0.00	0.00	0.00	1,104.64	0.00	1,104.64
Subtotal of 540.698 STAFF DEV W/PUTNAM WESTCHESTER B			0.00	66,202.50	66,202.50	67,307.14	0.00	1,104.64
545.496 SCH CURR-W/MONROE #2 BOCES								
2252-000	Chrgs to Components-Services		0.00	3,362.19	3,362.19	3,362.19	0.00	0.00
2701-800	REFUND PRIOR YEARS OTH BOCES		0.00	0.00	0.00	2,260.70	0.00	2,260.70
Subtotal of 545.496 SCH CURR-W/MONROE #2 BOCES			0.00	3,362.19	3,362.19	5,622.89	0.00	2,260.70
547.591 SCHOOL/CURR IMPROV PLAN W/ERIE 1								

* Estimated revenue for Carryover Encumbrances from the prior fiscal year will not be realized.

These are estimates to balance the budget

GREATER SOUTHERN TIER BOCES

Revenue Status Report As Of: 06/30/2019

Fiscal Year: 2019

Fund: A GENERAL FUND

Revenue Account	Service	Description	Original Estimate	Adjustments	Current Estimate	Year-to-Date	Anticipated Balance	Excess Revenue
2252-000	Chrgs to Components-Services		0.00	4,762.00	4,762.00	4,662.00	100.00	0.00
Subtotal of 547.591 SCHOOL/CURR IMPROV PLAN W/ERIE 1			0.00	4,762.00	4,762.00	4,662.00	100.00	0.00
548.596	SCH CURR W/ALBANY BOCES							
2252-000	Chrgs to Components-Services		2,270.00	-2,270.00	0.00	0.00	0.00	0.00
Subtotal of 548.596 SCH CURR W/ALBANY BOCES			2,270.00	-2,270.00	0.00	0.00	0.00	0.00
550.591	COMPUTER SVC, INSTR W/ERIE 1 BO							
2252-000	Chrgs to Components-Services		1,258,765.00	1,125,188.22	2,383,953.22	2,397,964.92	0.00	14,011.70
2701-000	Refunds Prior Years Expenses		0.00	0.00	0.00	7.38	0.00	7.38
2701-800	REFUND PRIOR YEARS OTH BOCES		0.00	0.00	0.00	8,145.28	0.00	8,145.28
Subtotal of 550.591 COMPUTER SVC, INSTR W/ERIE 1 BO			1,258,765.00	1,125,188.22	2,383,953.22	2,406,117.58	0.00	22,164.36
551.594	SCH CURR-W/OCM BOCES							
2252-000	Chrgs to Components-Services		0.00	3,094.00	3,094.00	3,094.00	0.00	0.00
Subtotal of 551.594 SCH CURR-W/OCM BOCES			0.00	3,094.00	3,094.00	3,094.00	0.00	0.00
552.599	SCH CURR-W/BROOME-TIOGA BOCES							
2252-000	Chrgs to Components-Services		0.00	380.00	380.00	380.00	0.00	0.00
Subtotal of 552.599 SCH CURR-W/BROOME-TIOGA BOCES			0.00	380.00	380.00	380.00	0.00	0.00
554.494	SCH CURR-W/MONROE #1 BOCES							
2252-000	Chrgs to Components-Services		0.00	4,065.10	4,065.10	4,065.10	0.00	0.00
Subtotal of 554.494 SCH CURR-W/MONROE #1 BOCES			0.00	4,065.10	4,065.10	4,065.10	0.00	0.00
555.591	MODEL SCHOOLS W/ERIE 1 BOCES							
2252-000	Chrgs to Components-Services		44,550.00	2,442.40	46,992.40	45,137.40	1,855.00	0.00
2701-800	REFUND PRIOR YEARS OTH BOCES		0.00	0.00	0.00	2,704.43	0.00	2,704.43
Subtotal of 555.591 MODEL SCHOOLS W/ERIE 1 BOCES			44,550.00	2,442.40	46,992.40	47,841.83	1,855.00	2,704.43
558.693	SCH CURR-W/TST BOCES							
2252-000	Chrgs to Components-Services		16,350.00	136.25	16,486.25	16,486.25	0.00	0.00
2701-800	REFUND PRIOR YEARS OTH BOCES		0.00	0.00	0.00	8,938.69	0.00	8,938.69
Subtotal of 558.693 SCH CURR-W/TST BOCES			16,350.00	136.25	16,486.25	25,424.94	0.00	8,938.69
559.693	SUBSTANCE ABUSE INFO W/ TST							
2252-000	Chrgs to Components-Services		1,366.00	-1,366.00	0.00	0.00	0.00	0.00
2701-800	REFUND PRIOR YEARS OTH BOCES		0.00	0.00	0.00	1,444.38	0.00	1,444.38
Subtotal of 559.693 SUBSTANCE ABUSE INFO W/ TST			1,366.00	-1,366.00	0.00	1,444.38	0.00	1,444.38

* Estimated revenue for Carryover Encumbrances from the prior fiscal year will not be realized.

These are estimates to balance the budget

GREATER SOUTHERN TIER BOCES

Revenue Status Report As Of: 06/30/2019

Fiscal Year: 2019

Fund: A GENERAL FUND

Revenue Account	Service	Description	Original Estimate	Adjustments	Current Estimate	Year-to-Date	Anticipated Balance	Excess Revenue
562.493 SCH CURR-W/GEN VALLEY BOCES								
2252-000 Chrgs to Components-Services			18,207.00	63,214.26	81,421.26	81,421.26	0.00	0.00
2701-800 REFUND PRIOR YEARS OTH BOCES			0.00	0.00	0.00	57.39	0.00	57.39
Subtotal of 562.493 SCH CURR-W/GEN VALLEY BOCES			18,207.00	63,214.26	81,421.26	81,478.65	0.00	57.39
565.591 LIBRARY SVCS W/ ERIE 1 BOCES								
2252-000 Chrgs to Components-Services			4,900.00	0.00	4,900.00	4,900.00	0.00	0.00
2701-800 REFUND PRIOR YEARS OTH BOCES			0.00	0.00	0.00	53.53	0.00	53.53
Subtotal of 565.591 LIBRARY SVCS W/ ERIE 1 BOCES			4,900.00	0.00	4,900.00	4,953.53	0.00	53.53
567.690 SCH CURR-W/SULLIVAN BOCES								
2252-000 Chrgs to Components-Services			0.00	594,107.69	594,107.69	594,107.69	0.00	0.00
Subtotal of 567.690 SCH CURR-W/SULLIVAN BOCES			0.00	594,107.69	594,107.69	594,107.69	0.00	0.00
568.596 MODEL SCHOOLS W/ ALBANY BOCES								
2252-000 Chrgs to Components-Services			1,040.00	-1,040.00	0.00	0.00	0.00	0.00
Subtotal of 568.596 MODEL SCHOOLS W/ ALBANY BOCES			1,040.00	-1,040.00	0.00	0.00	0.00	0.00
569.495 INTER-SCHOL COOR-W/ WFL BOCES								
2252-000 Chrgs to Components-Services			28,172.00	3,965.34	32,137.34	32,137.34	0.00	0.00
2701-800 REFUND PRIOR YEARS OTH BOCES			0.00	0.00	0.00	1,079.79	0.00	1,079.79
Subtotal of 569.495 INTER-SCHOL COOR-W/ WFL BOCES			28,172.00	3,965.34	32,137.34	33,217.13	0.00	1,079.79
572.597 SCH CURR-W/MADISON-ONEIDA BOCES								
2252-000 Chrgs to Components-Services			0.00	490.00	490.00	490.00	0.00	0.00
Subtotal of 572.597 SCH CURR-W/MADISON-ONEIDA BOCES			0.00	490.00	490.00	490.00	0.00	0.00
576.391 SIP W/ FRANKLIN ESSEX HAMILTON								
2252-000 Chrgs to Components-Services			0.00	1,603.00	1,603.00	1,603.00	0.00	0.00
Subtotal of 576.391 SIP W/ FRANKLIN ESSEX HAMILTON			0.00	1,603.00	1,603.00	1,603.00	0.00	0.00
577.592 SIP W/ QUESTAR III								
2252-000 Chrgs to Components-Services			3,014.00	-0.08	3,013.92	3,013.92	0.00	0.00
2701-800 REFUND PRIOR YEARS OTH BOCES			0.00	0.00	0.00	97.11	0.00	97.11
Subtotal of 577.592 SIP W/ QUESTAR III			3,014.00	-0.08	3,013.92	3,111.03	0.00	97.11
579.492 STAFF DEVELOPMENT; OTHER W/ERIE								
2252-000 Chrgs to Components-Services			0.00	275.00	275.00	275.00	0.00	0.00

* Estimated revenue for Carryover Encumbrances from the prior fiscal year will not be realized.

These are estimates to balance the budget

GREATER SOUTHERN TIER BOCES

Revenue Status Report As Of: 06/30/2019

Fiscal Year: 2019

Fund: A GENERAL FUND

Revenue Account	Service	Description	Original Estimate	Adjustments	Current Estimate	Year-to-Date	Anticipated Balance	Excess Revenue
Subtotal of 579.492 STAFF DEVELOPMENT; OTHER W/ERIE			0.00	275.00	275.00	275.00	0.00	0.00
580.694	SCH CURR-W/EASTERN SUFFOLK BOCES							
2252-000	Chrgs to Components-Services		45,000.00	6,120.00	51,120.00	51,120.00	0.00	0.00
2701-800	REFUND PRIOR YEARS OTH BOCES		0.00	0.00	0.00	2,804.10	0.00	2,804.10
Subtotal of 580.694 SCH CURR-W/EASTERN SUFFOLK BOCES			45,000.00	6,120.00	51,120.00	53,924.10	0.00	2,804.10
581.492	STAFF DEV: CERT & ADMIN W/ERIE							
2252-000	Chrgs to Components-Services		0.00	3,868.20	3,868.20	3,868.20	0.00	0.00
2701-800	REFUND PRIOR YEARS OTH BOCES		0.00	0.00	0.00	103.79	0.00	103.79
Subtotal of 581.492 STAFF DEV: CERT & ADMIN W/ERIE			0.00	3,868.20	3,868.20	3,971.99	0.00	103.79
582.692	EDUCATIONAL COMM CTR W/OHM BOCES							
2252-000	Chrgs to Components-Services		0.00	140.24	140.24	140.24	0.00	0.00
Subtotal of 582.692 EDUCATIONAL COMM CTR W/OHM BOCES			0.00	140.24	140.24	140.24	0.00	0.00
583.499	STAFF DEVELOPMENT W/CATT-ALLEGAN							
2252-000	Chrgs to Components-Services		0.00	2,145.00	2,145.00	2,145.00	0.00	0.00
Subtotal of 583.499 STAFF DEVELOPMENT W/CATT-ALLEGAN			0.00	2,145.00	2,145.00	2,145.00	0.00	0.00
584.590	SCHOOL/CURR IMPRVMT W/ORANGE-JUL							
2252-000	Chrgs to Components-Services		0.00	5,300.00	5,300.00	5,300.00	0.00	0.00
Subtotal of 584.590 SCHOOL/CURR IMPRVMT W/ORANGE-JUL			0.00	5,300.00	5,300.00	5,300.00	0.00	0.00
585.393	STAFF DEVELOPMENT W/IULSTER BOCES							
2252-000	Chrgs to Components-Services		0.00	4,800.00	4,800.00	4,800.00	0.00	0.00
Subtotal of 585.393 STAFF DEVELOPMENT W/IULSTER BOCES			0.00	4,800.00	4,800.00	4,800.00	0.00	0.00
586.594	GRANT WRITING W/OCM BOCES							
2252-000	Chrgs to Components-Services		0.00	3,150.00	3,150.00	3,150.00	0.00	0.00
Subtotal of 586.594 GRANT WRITING W/OCM BOCES			0.00	3,150.00	3,150.00	3,150.00	0.00	0.00
587.492	CURRICULUM DEVELOPMENT W/ERIE 2							
2252-000	Chrgs to Components-Services		0.00	1,752.40	1,752.40	1,752.40	0.00	0.00
Subtotal of 587.492 CURRICULUM DEVELOPMENT W/ERIE 2			0.00	1,752.40	1,752.40	1,752.40	0.00	0.00
588.495	CURRICULUM DEVELOPMENT W/WFL BOC							
2252-000	Chrgs to Components-Services		0.00	66,771.60	66,771.60	66,771.60	0.00	0.00
Subtotal of 588.495 CURRICULUM DEVELOPMENT W/WFL BOC			0.00	66,771.60	66,771.60	66,771.60	0.00	0.00

* Estimated revenue for Carryover Encumbrances from the prior fiscal year will not be realized. These are estimates to balance the budget

GREATER SOUTHERN TIER BOCES

Revenue Status Report As Of: 06/30/2019

Fiscal Year: 2019

Fund: A GENERAL FUND

Revenue Account	Service	Description	Original Estimate	Adjustments	Current Estimate	Year-to-Date	Anticipated Balance	Excess Revenue
602.001 HLTH COORD-STEUBEN PLAN								
2252-000 Chrgs to Components-Services			115,186.00	0.00	115,186.00	115,186.00	0.00	0.00
Subtotal of 602.001 HLTH COORD-STEUBEN PLAN			115,186.00	0.00	115,186.00	115,186.00	0.00	0.00
602.002 WORKERS COMP COORD								
2252-000 Chrgs to Components-Services			44,505.00	0.00	44,505.00	44,505.00	0.00	0.00
Subtotal of 602.002 WORKERS COMP COORD			44,505.00	0.00	44,505.00	44,505.00	0.00	0.00
605.001 CSC-TELECOM								
2252-000 Chrgs to Components-Services			480,521.00	0.00	480,521.00	480,521.00	0.00	0.00
2770-000 Unclassified Revenues			7,284.00	0.00	7,284.00	11,784.00	0.00	4,500.00
Subtotal of 605.001 CSC-TELECOM			487,805.00	0.00	487,805.00	492,305.00	0.00	4,500.00
605.002 CSC-DESKTOP								
2252-000 Chrgs to Components-Services			2,242,071.00	65,695.00	2,307,766.00	2,307,766.00	0.00	0.00
2770-000 Unclassified Revenues			86,868.00	0.00	86,868.00	120,498.28	0.00	33,630.28
Subtotal of 605.002 CSC-DESKTOP			2,328,939.00	65,695.00	2,394,634.00	2,428,264.28	0.00	33,630.28
605.003 CSC-EMAIL								
2252-000 Chrgs to Components-Services			68,777.00	0.00	68,777.00	68,777.00	0.00	0.00
2770-000 Unclassified Revenues			0.00	0.00	0.00	500.00	0.00	500.00
Subtotal of 605.003 CSC-EMAIL			68,777.00	0.00	68,777.00	69,277.00	0.00	500.00
605.005 CSC-INST TECH								
2252-000 Chrgs to Components-Services			124,240.00	0.00	124,240.00	124,240.00	0.00	0.00
Subtotal of 605.005 CSC-INST TECH			124,240.00	0.00	124,240.00	124,240.00	0.00	0.00
605.006 CSC-SERVER								
2252-000 Chrgs to Components-Services			412,789.00	635.00	413,424.00	413,118.00	306.00	0.00
2770-000 Unclassified Revenues			6,067.00	0.00	6,067.00	6,067.00	0.00	0.00
Subtotal of 605.006 CSC-SERVER			418,856.00	635.00	419,491.00	419,185.00	306.00	0.00
605.007 CSC-ON-LINE								
2252-000 Chrgs to Components-Services			344,019.00	13,768.00	357,787.00	357,787.00	0.00	0.00
2770-000 Unclassified Revenues			0.00	0.00	0.00	120.00	0.00	120.00
Subtotal of 605.007 CSC-ON-LINE			344,019.00	13,768.00	357,787.00	357,907.00	0.00	120.00
605.008 CSC-ON-LINE/DIST SPEC								
2770-000 Unclassified Revenues			0.00	13,768.00	13,768.00	13,768.00	0.00	0.00
Subtotal of 605.008 CSC-ON-LINE/DIST SPEC			0.00	13,768.00	13,768.00	13,768.00	0.00	0.00

* Estimated revenue for Carryover Encumbrances from the prior fiscal year will not be realized.

These are estimates to balance the budget

GREATER SOUTHERN TIER BOCES

Revenue Status Report As Of: 06/30/2019

Fiscal Year: 2019

Fund: A GENERAL FUND

Revenue Account	Service	Description	Original Estimate	Adjustments	Current Estimate	Year-to-Date	Anticipated Balance	Excess Revenue
2252-000	Chrgs to Components-Services		2,973,638.00	-41,167.00	2,932,671.00	2,966,038.00	0.00	33,367.00
2701-000	Refunds Prior Years Expenses		0.00	0.00	0.00	15.41	0.00	15.41
2701-800	REFUND PRIOR YEARS OTH BOCES		0.00	0.00	0.00	207,674.36	0.00	207,674.36
2770-000	Unclassified Revenues		21,193.00	0.00	21,193.00	31,693.75	0.00	10,500.75
2770-001	MISC REV-BOCES E-RATE		0.00	0.00	0.00	76,518.84	0.00	76,518.84
Subtotal of 605.008	CSC-ON-LINE/DIST SPEC		2,995,031.00	-41,167.00	2,953,864.00	3,281,940.36	0.00	328,076.36
605.009	CSC-DOC IMAGING							
2252-000	Chrgs to Components-Services		152,120.00	51,417.00	203,537.00	203,537.00	0.00	0.00
2770-000	Unclassified Revenues		6,502.00	0.00	6,502.00	6,502.00	0.00	0.00
Subtotal of 605.009	CSC-DOC IMAGING		158,622.00	51,417.00	210,039.00	210,039.00	0.00	0.00
605.010	CSC-STUDENT MGT SYS-BASE							
2252-000	Chrgs to Components-Services		799,237.00	1,000.00	800,237.00	800,237.00	0.00	0.00
2254-000	Chrgs to Other Boces-Services		1,500.00	0.00	1,500.00	1,500.00	0.00	0.00
2770-000	Unclassified Revenues		11,900.00	0.00	11,900.00	21,816.00	0.00	9,916.00
Subtotal of 605.010	CSC-STUDENT MGT SYS-BASE		812,637.00	1,000.00	813,637.00	823,553.00	0.00	9,916.00
605.011	CSC-STUDENT MGT SYS-DIST SPEC							
2252-000	Chrgs to Components-Services		78,475.00	6,979.00	85,454.00	85,454.00	0.00	0.00
2770-000	Unclassified Revenues		0.00	0.00	0.00	2,579.17	0.00	2,579.17
Subtotal of 605.011	CSC-STUDENT MGT SYS-DIST SPEC		78,475.00	6,979.00	85,454.00	88,033.17	0.00	2,579.17
605.012	CSC-FINANCIAL							
2252-000	Chrgs to Components-Services		622,881.00	1,999.00	624,880.00	624,613.00	267.00	0.00
2254-000	Chrgs to Other Boces-Services		17,333.00	40,000.00	57,333.00	57,333.00	0.00	0.00
2770-000	Unclassified Revenues		57,583.00	0.00	57,583.00	59,203.36	0.00	1,620.36
Subtotal of 605.012	CSC-FINANCIAL		697,797.00	41,999.00	739,796.00	741,149.36	267.00	1,620.36
605.013	CSC-DSRS							
2252-000	Chrgs to Components-Services		995,027.00	39.00	995,066.00	995,027.00	39.00	0.00
2770-000	Unclassified Revenues		122,117.00	0.00	122,117.00	122,117.00	0.00	0.00
Subtotal of 605.013	CSC-DSRS		1,117,144.00	39.00	1,117,183.00	1,117,144.00	39.00	0.00
605.014	CSC-SAS							
2252-000	Chrgs to Components-Services		137,588.00	0.00	137,588.00	137,588.00	0.00	0.00
Subtotal of 605.014	CSC-SAS		137,588.00	0.00	137,588.00	137,588.00	0.00	0.00
605.015	CSC-TEST SCORING-BASE							

* Estimated revenue for Carryover Encumbrances from the prior fiscal year will not be realized.

These are estimates to balance the budget

GREATER SOUTHERN TIER BOCES

Revenue Status Report As Of: 06/30/2019

Fiscal Year: 2019

Fund: A GENERAL FUND

Revenue Account	Service	Description	Original Estimate	Adjustments	Current Estimate	Year-to-Date	Anticipated Balance	Excess Revenue
2252-000	Chrgs to Components-Services		200,102.00	0.00	200,102.00	200,102.00	0.00	0.00
2701-000	Refunds Prior Years Expenses		0.00	0.00	0.00	189.54	0.00	189.54
2701-800	REFUND PRIOR YEARS OTH BOCES		0.00	0.00	0.00	87.23	0.00	87.23
2770-000	Unclassified Revenues		299,874.00	0.00	299,874.00	312,342.43	0.00	12,468.43
Subtotal of 605.015 CSC-TEST SCORING-BASE			499,976.00	0.00	499,976.00	512,721.20	0.00	12,745.20
605.016 CSC-TEST SCORING-DIST SPEC								
2252-000	Chrgs to Components-Services		537,479.00	-5,514.47	531,964.53	552,515.53	0.00	20,551.00
2770-000	Unclassified Revenues		0.00	0.00	0.00	58,153.00	0.00	58,153.00
Subtotal of 605.016 CSC-TEST SCORING-DIST SPEC			537,479.00	-5,514.47	531,964.53	610,668.53	0.00	78,704.00
605.017 CSC-IDEAS								
2252-000	Chrgs to Components-Services		108,562.00	0.00	108,562.00	108,562.00	0.00	0.00
2254-000	Chrgs to Other Boces-Services		0.00	1,555.00	1,555.00	1,555.00	0.00	0.00
2770-000	Unclassified Revenues		0.00	0.00	0.00	26,538.00	0.00	26,538.00
Subtotal of 605.017 CSC-IDEAS			108,562.00	1,555.00	110,117.00	136,655.00	0.00	26,538.00
605.018 CSC-INTERNET								
2252-000	Chrgs to Components-Services		319,317.00	8,755.00	328,072.00	328,078.00	0.00	6.00
2770-000	Unclassified Revenues		3,612.00	0.00	3,612.00	33,203.00	0.00	29,591.00
Subtotal of 605.018 CSC-INTERNET			322,929.00	8,755.00	331,684.00	361,281.00	0.00	29,597.00
605.019 CSC-INTERNET-DIST SPEC								
2252-000	Chrgs to Components-Services		16,624.00	20,284.00	36,908.00	16,624.00	20,284.00	0.00
Subtotal of 605.019 CSC-INTERNET-DIST SPEC			16,624.00	20,284.00	36,908.00	16,624.00	20,284.00	0.00
605.020 CSC-CLEAR TRACK 200								
2252-000	Chrgs to Components-Services		267,011.00	3,532.00	270,543.00	270,542.00	1.00	0.00
2701-000	Refunds Prior Years Expenses		0.00	0.00	0.00	617.88	0.00	617.88
Subtotal of 605.020 CSC-CLEAR TRACK 200			267,011.00	3,532.00	270,543.00	271,159.88	1.00	617.88
605.021 CSC-CAFETERIA POS-BASE								
2252-000	Chrgs to Components-Services		124,154.00	-2,130.00	122,024.00	122,024.00	0.00	0.00
2254-000	Chrgs to Other Boces-Services		24,650.00	0.00	24,650.00	24,650.00	0.00	0.00
Subtotal of 605.021 CSC-CAFETERIA POS-BASE			148,804.00	-2,130.00	146,674.00	146,674.00	0.00	0.00
605.022 CSC-CAFETERIA POS-DIST SPEC								
2252-000	Chrgs to Components-Services		5,225.00	2,336.00	7,561.00	7,557.00	4.00	0.00
2770-000	Unclassified Revenues		0.00	0.00	0.00	1,577.00	0.00	1,577.00

* Estimated revenue for Carryover Encumbrances from the prior fiscal year will not be realized.

These are estimates to balance the budget

GREATER SOUTHERN TIER BOCES

Revenue Status Report As Of: 06/30/2019

Fiscal Year: 2019

Fund: A GENERAL FUND

Revenue Account	Service	Description	Original Estimate	Adjustments	Current Estimate	Year-to-Date	Anticipated Balance	Excess Revenue
Subtotal of 605.022 CSC-CAFETERIA POS-DIST SPEC			5,225.00	2,336.00	7,561.00	9,134.00	4.00	1,577.00
605.023 CSC-ID CARDS								
2252-000	Chrgs to Components-Services		1,497.00	0.00	1,497.00	1,497.00	0.00	0.00
Subtotal of 605.023 CSC-ID CARDS			1,497.00	0.00	1,497.00	1,497.00	0.00	0.00
605.024 CSC-MEDICAID REIMBURSEMENT								
2252-000	Chrgs to Components-Services		172,365.00	0.00	172,365.00	172,365.00	0.00	0.00
2701-000	Refunds Prior Years Expenses		0.00	0.00	0.00	29.14	0.00	29.14
Subtotal of 605.024 CSC-MEDICAID REIMBURSEMENT			172,365.00	0.00	172,365.00	172,394.14	0.00	29.14
605.025 CSC-METERING & MANAGEMENT								
2252-000	Chrgs to Components-Services		9,120.00	3,000.00	12,120.00	12,120.00	0.00	0.00
Subtotal of 605.025 CSC-METERING & MANAGEMENT			9,120.00	3,000.00	12,120.00	12,120.00	0.00	0.00
605.026 CSC-SHARED CIO SERVICE								
2252-000	Chrgs to Components-Services		241,751.00	3.00	241,754.00	241,754.00	0.00	0.00
Subtotal of 605.026 CSC-SHARED CIO SERVICE			241,751.00	3.00	241,754.00	241,754.00	0.00	0.00
605.027 CSC-VOIP								
2252-000	Chrgs to Components-Services		412,671.00	49,143.00	461,814.00	455,228.00	6,586.00	0.00
2770-000	Unclassified Revenues		34,005.00	0.00	34,005.00	55,372.24	0.00	21,367.24
Subtotal of 605.027 CSC-VOIP			446,676.00	49,143.00	495,819.00	510,600.24	6,586.00	21,367.24
605.028 CSC-BACKUP SERVICE								
2252-000	Chrgs to Components-Services		191,719.00	0.00	191,719.00	191,719.00	0.00	0.00
2770-000	Unclassified Revenues		2,868.00	0.00	2,868.00	4,368.00	0.00	1,500.00
Subtotal of 605.028 CSC-BACKUP SERVICE			194,587.00	0.00	194,587.00	196,087.00	0.00	1,500.00
605.029 CSC-SECURITY								
2252-000	Chrgs to Components-Services		252,940.00	110,593.00	363,533.00	337,155.00	26,378.00	0.00
Subtotal of 605.029 CSC-SECURITY			252,940.00	110,593.00	363,533.00	337,155.00	26,378.00	0.00
605.030 CSC-ENHANCED MEDICAID COORDINATI								
2252-000	Chrgs to Components-Services		87,638.00	29.00	87,667.00	87,638.00	29.00	0.00
Subtotal of 605.030 CSC-ENHANCED MEDICAID COORDINATI			87,638.00	29.00	87,667.00	87,638.00	29.00	0.00
605.031 FAX SERVICE								
2252-000	Chrgs to Components-Services		21,452.00	0.00	21,452.00	21,452.00	0.00	0.00

* Estimated revenue for Carryover Encumbrances from the prior fiscal year will not be realized. These are estimates to balance the budget

GREATER SOUTHERN TIER BOCES

Revenue Status Report As Of: 06/30/2019

Fiscal Year: 2019

Fund: A GENERAL FUND

Revenue Account	Service	Description	Original Estimate	Adjustments	Current Estimate	Year-to-Date	Anticipated Balance	Excess Revenue
2770-000	Unclassified Revenues		0.00	0.00	0.00	200.00	0.00	200.00
Subtotal of 605.031 FAX SERVICE			21,452.00	0.00	21,452.00	21,652.00	0.00	200.00
605.032 DATA PRIVACY & SECURITY (DPSS)			0.00	0.00	0.00	765.19	0.00	765.19
2701-000	Refunds Prior Years Expenses		0.00	0.00	0.00	765.19	0.00	765.19
Subtotal of 605.032 DATA PRIVACY & SECURITY (DPSS)			0.00	0.00	0.00	765.19	0.00	765.19
606.000 SUBSTITUTE COORDINATION			129,314.00	0.00	129,314.00	129,314.00	0.00	0.00
2252-000	Chrgs to Components-Services		0.00	0.00	0.00	1,282.00	0.00	1,282.00
2701-000	Refunds Prior Years Expenses		0.00	0.00	0.00	1,282.00	0.00	1,282.00
Subtotal of 606.000 SUBSTITUTE COORDINATION			129,314.00	0.00	129,314.00	130,596.00	0.00	1,282.00
608.000 NEGOTIATIONS (LABOR RELATIONS)			330,246.00	0.00	330,246.00	330,246.00	0.00	0.00
2252-000	Chrgs to Components-Services		330,246.00	0.00	330,246.00	330,246.00	0.00	0.00
Subtotal of 608.000 NEGOTIATIONS (LABOR RELATIONS)			330,246.00	0.00	330,246.00	330,246.00	0.00	0.00
609.000 SAFETY/RISK MGT-BASE			31,500.00	109,725.00	141,225.00	141,225.00	0.00	0.00
2252-000	Chrgs to Components-Services		24,000.00	1,145.00	25,145.00	25,145.00	0.00	0.00
2254-000	Chrgs to Other Boces-Services		0.00	0.00	0.00	40.05	0.00	40.05
2701-000	Refunds Prior Years Expenses		0.00	0.00	0.00	3,090.00	0.00	90.00
2770-000	Unclassified Revenues		3,000.00	0.00	3,000.00	3,090.00	0.00	90.00
Subtotal of 609.000 SAFETY/RISK MGT-BASE			58,500.00	110,870.00	169,370.00	169,500.05	0.00	130.05
609.001 SAFETY/RISK MGT-DIST SPEC			266,170.00	0.00	266,170.00	266,170.00	0.00	0.00
2252-000	Chrgs to Components-Services		123,349.00	0.00	123,349.00	123,349.00	0.00	0.00
2254-000	Chrgs to Other Boces-Services		3,800.00	0.00	3,800.00	3,800.00	0.00	0.00
2770-000	Unclassified Revenues		393,319.00	0.00	393,319.00	393,319.00	0.00	0.00
Subtotal of 609.001 SAFETY/RISK MGT-DIST SPEC			527,468.00	0.00	527,468.00	527,468.00	0.00	0.00
609.002 SAFETY/RISK MGT-TRAINING			50,481.00	0.00	50,481.00	50,481.00	0.00	0.00
2252-000	Chrgs to Components-Services		26,244.00	0.00	26,244.00	26,244.00	0.00	0.00
2254-000	Chrgs to Other Boces-Services		76,725.00	0.00	76,725.00	76,725.00	0.00	0.00
Subtotal of 609.002 SAFETY/RISK MGT-TRAINING			123,000.00	0.00	123,000.00	123,000.00	0.00	0.00
609.003 SAFETY/RISK MGT-OPTION A TESTING			63,000.00	0.00	63,000.00	63,000.00	0.00	0.00
2252-000	Chrgs to Components-Services		28,000.00	0.00	28,000.00	28,000.00	0.00	0.00
2254-000	Chrgs to Other Boces-Services		91,000.00	0.00	91,000.00	91,000.00	0.00	0.00
Subtotal of 609.003 SAFETY/RISK MGT-OPTION A TESTING			119,000.00	0.00	119,000.00	119,000.00	0.00	0.00

* Estimated revenue for Carryover Encumbrances from the prior fiscal year will not be realized.

These are estimates to balance the budget

GREATER SOUTHERN TIER BOCES

Revenue Status Report As Of: 06/30/2019

Fiscal Year: 2019

Fund: A GENERAL FUND

Revenue Account	Service	Description	Original Estimate	Adjustments	Current Estimate	Year-to-Date	Anticipated Balance	Excess Revenue
609.004 SAFETY/RISK MGT-ASBESTOS SERVICE								
2252-000	Chrgs to Components-Services		83,774.00	0.00	83,774.00	83,774.00	0.00	0.00
2254-000	Chrgs to Other Boces-Services		46,045.00	0.00	46,045.00	46,045.00	0.00	0.00
2770-000	Unclassified Revenues		439.00	0.00	439.00	439.00	0.00	0.00
Subtotal of 609.004 SAFETY/RISK MGT-ASBESTOS SERVICE			130,258.00	0.00	130,258.00	130,258.00	0.00	0.00
609.005 SAFETY/RISK MGT-FIRE/STRUCT INSP								
2252-000	Chrgs to Components-Services		55,481.00	0.00	55,481.00	55,481.00	0.00	0.00
2254-000	Chrgs to Other Boces-Services		14,626.00	0.00	14,626.00	14,626.00	0.00	0.00
Subtotal of 609.005 SAFETY/RISK MGT-FIRE/STRUCT INSP			70,107.00	0.00	70,107.00	70,107.00	0.00	0.00
609.006 SAFETY/RISK MGT-RAPID RESPONDER								
2252-000	Chrgs to Components-Services		22,176.00	0.00	22,176.00	22,176.00	0.00	0.00
Subtotal of 609.006 SAFETY/RISK MGT-RAPID RESPONDER			22,176.00	0.00	22,176.00	22,176.00	0.00	0.00
610.000 EMPLOYEE ASSISTANCE PROGRAM								
2252-000	Chrgs to Components-Services		107,761.00	3,019.00	110,780.00	110,780.00	0.00	0.00
Subtotal of 610.000 EMPLOYEE ASSISTANCE PROGRAM			107,761.00	3,019.00	110,780.00	110,780.00	0.00	0.00
611.000 TRANS OTHER: DRUG TESTING								
2252-000	Chrgs to Components-Services		42,131.00	0.00	42,131.00	42,131.00	0.00	0.00
2254-000	Chrgs to Other Boces-Services		3,820.00	0.00	3,820.00	3,820.00	0.00	0.00
2770-000	Unclassified Revenues		4,398.00	0.00	4,398.00	4,282.50	115.50	0.00
Subtotal of 611.000 TRANS OTHER: DRUG TESTING			50,349.00	0.00	50,349.00	50,233.50	115.50	0.00
612.000 CBO-BASE								
2252-000	Chrgs to Components-Services		3,660,033.00	-4,922.00	3,655,111.00	3,655,111.00	0.00	0.00
2770-000	Unclassified Revenues		0.00	0.00	0.00	12,567.00	0.00	12,567.00
Subtotal of 612.000 CBO-BASE			3,660,033.00	-4,922.00	3,655,111.00	3,667,678.00	0.00	12,567.00
612.001 CBO-DISTRICT SPECIFIC NON-AIDABL								
2252-000	Chrgs to Components-Services		34,100.00	0.00	34,100.00	34,100.00	0.00	0.00
Subtotal of 612.001 CBO-DISTRICT SPECIFIC NON-AIDABL			34,100.00	0.00	34,100.00	34,100.00	0.00	0.00
612.002 CBO-DISTRICT SPECIFIC								
2252-000	Chrgs to Components-Services		9,016.00	0.00	9,016.00	9,016.00	0.00	0.00
Subtotal of 612.002 CBO-DISTRICT SPECIFIC			9,016.00	0.00	9,016.00	9,016.00	0.00	0.00
614.000 PUBLIC INFO-BASE								

* Estimated revenue for Carryover Encumbrances from the prior fiscal year will not be realized.

These are estimates to balance the budget

GREATER SOUTHERN TIER BOCES

Revenue Status Report As Of: 06/30/2019

Fiscal Year: 2019

Fund: A GENERAL FUND

Revenue Account	Service	Description	Original Estimate	Adjustments	Current Estimate	Year-to-Date	Anticipated Balance	Excess Revenue
2252-000	Chrgs to Components-Services		174,419.00	880.00	175,299.00	175,299.00	0.00	0.00
Subtotal of 614,000 PUBLIC INFO-BASE			174,419.00	880.00	175,299.00	175,299.00	0.00	0.00
615.592	PLNG SVCS MGMT (ST AID) W/QUESTA		97,740.00	19,380.00	117,120.00	117,120.00	0.00	0.00
2252-000	Chrgs to Components-Services		0.00	0.00	0.00	1,443.74	0.00	1,443.74
2701-000	Refunds Prior Years Expenses		0.00	0.00	0.00	47,551.75	0.00	47,551.75
Subtotal of 615.592 PLNG SVCS MGMT (ST AID) W/QUESTA			97,740.00	19,380.00	117,120.00	166,115.49	0.00	48,995.49
616.594	COOP BDNG COORD (ENERGY) W/OCM B		29,814.00	-218.00	29,596.00	29,596.00	0.00	0.00
2252-000	Chrgs to Components-Services		0.00	0.00	0.00	139.05	0.00	139.05
2701-000	Refunds Prior Years Expenses		0.00	0.00	0.00	1,931.73	0.00	1,931.73
Subtotal of 616.594 COOP BDNG COORD (ENERGY) W/OCM B			29,814.00	-218.00	29,596.00	31,666.78	0.00	2,070.78
617.000	SCHOOL FOOD MANAGEMENT: CENTRAL		2,004,000.00	117,567.00	2,121,567.00	2,121,567.00	0.00	0.00
2252-000	Chrgs to Components-Services		81,322.00	0.00	81,322.00	81,322.00	0.00	0.00
2254-000	Chrgs to Other Boces-Services		2,085,322.00	117,567.00	2,202,889.00	2,202,889.00	0.00	0.00
Subtotal of 617.000 SCHOOL FOOD MANAGEMENT: CENTRAL			2,085,322.00	117,567.00	2,202,889.00	2,202,889.00	0.00	0.00
618.000	GASB-75 PLANNING AND VALUATION S		125,950.00	-5,825.00	120,125.00	120,125.00	0.00	0.00
2252-000	Chrgs to Components-Services		125,950.00	-5,825.00	120,125.00	120,125.00	0.00	0.00
Subtotal of 618.000 GASB-75 PLANNING AND VALUATION S			125,950.00	-5,825.00	120,125.00	120,125.00	0.00	0.00
620.596	PUBLIC INFO-BASE W/ALBANY BOCES		49,706.00	7,146.17	56,852.17	56,852.17	0.00	0.00
2252-000	Chrgs to Components-Services		0.00	0.00	0.00	454.07	0.00	454.07
2701-800	REFUND PRIOR YEARS OTH BOCES		49,706.00	7,146.17	56,852.17	57,306.24	0.00	454.07
Subtotal of 620.596 PUBLIC INFO-BASE W/ALBANY BOCES			49,706.00	7,146.17	56,852.17	57,306.24	0.00	454.07
621.494	TRANSPORTATION HANDICAPP W/ MONR		6,314.00	-395.22	5,918.78	5,918.78	0.00	0.00
2252-000	Chrgs to Components-Services		6,314.00	-395.22	5,918.78	5,918.78	0.00	0.00
Subtotal of 621.494 TRANSPORTATION HANDICAPP W/ MONR			6,314.00	-395.22	5,918.78	5,918.78	0.00	0.00
623.000	COOP AD/RECRUITING-BASE		24,313.00	0.00	24,313.00	24,313.00	0.00	0.00
2252-000	Chrgs to Components-Services		24,313.00	0.00	24,313.00	24,313.00	0.00	0.00
Subtotal of 623.000 COOP AD/RECRUITING-BASE			24,313.00	0.00	24,313.00	24,313.00	0.00	0.00
623.001	COOP AD/RECRUITING-DIST SPEC		59,447.00	0.00	59,447.00	59,447.00	0.00	0.00
2252-000	Chrgs to Components-Services		59,447.00	0.00	59,447.00	59,447.00	0.00	0.00
Subtotal of 623.001 COOP AD/RECRUITING-DIST SPEC			59,447.00	0.00	59,447.00	59,447.00	0.00	0.00

* Estimated revenue for Carryover Encumbrances from the prior fiscal year will not be realized.

These are estimates to balance the budget

GREATER SOUTHERN TIER BOCES

Revenue Status Report As Of: 06/30/2019

Fiscal Year: 2019

Fund: A GENERAL FUND

Revenue Account	Service	Description	Original Estimate	Adjustments	Current Estimate	Year-to-Date	Anticipated Balance	Excess Revenue
2701-800	REFUND PRIOR YEARS OTH BOCES		0.00	0.00	0.00	1,197.84	0.00	1,197.84
Subtotal of 623.001 COOP AD/RECRUITING-DIST SPEC			59,447.00	0.00	59,447.00	60,644.84	0.00	1,197.84
624.000	STAFF DEV: BOARD OF ED							
2252-000	Chrgs to Components-Services		21,000.00	0.00	21,000.00	21,000.00	0.00	0.00
Subtotal of 624.000 STAFF DEV: BOARD OF ED			21,000.00	0.00	21,000.00	21,000.00	0.00	0.00
624.001	SCH BOARD TRAINING							
2770-000	Unclassified Revenues		0.00	0.00	0.00	20.00	0.00	20.00
Subtotal of 624.001 SCH BOARD TRAINING			0.00	0.00	0.00	20.00	0.00	20.00
627.495	STAFF DEVELOP, CLERICAL W/WFL BO							
2252-000	Chrgs to Components-Services		0.00	409.50	409.50	409.50	0.00	0.00
Subtotal of 627.495 STAFF DEVELOP, CLERICAL W/WFL BO			0.00	409.50	409.50	409.50	0.00	0.00
629.591	COMPUTER SERVICE:MGMT W/ERIE 1							
2252-000	Chrgs to Components-Services		3,230,904.00	509,427.33	3,740,331.33	3,737,460.81	2,870.52	0.00
2701-000	Refunds Prior Years Expenses		0.00	0.00	0.00	1,054.54	0.00	1,054.54
2701-800	REFUND PRIOR YEARS OTH BOCES		0.00	0.00	0.00	340,748.96	0.00	340,748.96
Subtotal of 629.591 COMPUTER SERVICE:MGMT W/ERIE 1			3,230,904.00	509,427.33	3,740,331.33	4,079,264.31	2,870.52	341,803.50
631.694	CSC-X-CONT E SUFFOLK							
2252-000	Chrgs to Components-Services		13,310.00	2,477.43	15,787.43	15,787.43	0.00	0.00
2701-800	REFUND PRIOR YEARS OTH BOCES		0.00	0.00	0.00	22.92	0.00	22.92
Subtotal of 631.694 CSC-X-CONT E SUFFOLK			13,310.00	2,477.43	15,787.43	15,810.35	0.00	22.92
633.493	HLTH CARE COORD W/GV BOCES							
2252-000	Chrgs to Components-Services		50,519.00	9,803.46	60,322.46	60,322.46	0.00	0.00
2701-800	REFUND PRIOR YEARS OTH BOCES		0.00	0.00	0.00	11,334.95	0.00	11,334.95
Subtotal of 633.493 HLTH CARE COORD W/GV BOCES			50,519.00	9,803.46	60,322.46	71,657.41	0.00	11,334.95
634.495	STAFF DEVELOP: BUS DRIVERS W/WFL							
2252-000	Chrgs to Components-Services		0.00	1,134.00	1,134.00	1,134.00	0.00	0.00
Subtotal of 634.495 STAFF DEVELOP: BUS DRIVERS W/WFL			0.00	1,134.00	1,134.00	1,134.00	0.00	0.00
638.495	COOP BIDDING COORD(ENERGY)W/WFL							
2252-000	Chrgs to Components-Services		20,560.00	6,425.00	26,985.00	26,985.00	0.00	0.00
2701-000	Refunds Prior Years Expenses		0.00	0.00	0.00	62.02	0.00	62.02
2701-800	REFUND PRIOR YEARS OTH BOCES		0.00	0.00	0.00	620.20	0.00	620.20

* Estimated revenue for Carryover Encumbrances from the prior fiscal year will not be realized.

These are estimates to balance the budget

GREATER SOUTHERN TIER BOCES

Revenue Status Report As Of: 06/30/2019

Fiscal Year: 2019

Fund: A GENERAL FUND

Revenue Account	Service	Description	Original Estimate	Adjustments	Current Estimate	Year-to-Date	Anticipated Balance	Excess Revenue
Subtotal of 638.495 COOP BIDNG COORD(ENERGY)W/WFL			20,560.00	6,425.00	26,985.00	27,667.22	0.00	682.22
639.596 GASB-75 PLANNING SRV W/CAPITAL B								
2252-000	Chrgs to Components-Services		14,174.00	-7,102.00	7,072.00	7,072.00	0.00	0.00
2701-800	REFUND PRIOR YEARS OTH BOCES		0.00	0.00	0.00	62.45	0.00	62.45
Subtotal of 639.596 GASB-75 PLANNING SRV W/CAPITAL B			14,174.00	-7,102.00	7,072.00	7,134.45	0.00	62.45
641.496 COOP AD/RECRUITING-MON #2								
2252-000	Chrgs to Components-Services		16,098.00	5,362.80	21,460.80	21,460.80	0.00	0.00
2701-800	REFUND PRIOR YEARS OTH BOCES		0.00	0.00	0.00	4,797.50	0.00	4,797.50
Subtotal of 641.496 COOP AD/RECRUITING-MON #2			16,098.00	5,362.80	21,460.80	26,258.30	0.00	4,797.50
644.693 STAFF DEVELOP: BUS DRIVERS W/TST								
2252-000	Chrgs to Components-Services		0.00	180.00	180.00	180.00	0.00	0.00
Subtotal of 644.693 STAFF DEVELOP: BUS DRIVERS W/TST			0.00	180.00	180.00	180.00	0.00	0.00
646.491 Computer Service: Management XC								
2252-000	Chrgs to Components-Services		20,390.00	1,777.60	22,167.60	22,167.60	0.00	0.00
2701-800	REFUND PRIOR YEARS OTH BOCES		0.00	0.00	0.00	236.52	0.00	236.52
Subtotal of 646.491 Computer Service: Management XC			20,390.00	1,777.60	22,167.60	22,404.12	0.00	236.52
648.698 RECRUITING W/ PUTNAM BOCES								
2252-000	Chrgs to Components-Services		26,232.00	3,902.00	30,134.00	30,134.00	0.00	0.00
2701-800	REFUND PRIOR YEARS OTH BOCES		0.00	0.00	0.00	1,505.76	0.00	1,505.76
Subtotal of 648.698 RECRUITING W/ PUTNAM BOCES			26,232.00	3,902.00	30,134.00	31,639.76	0.00	1,505.76
649.493 STAFF DEVELOP: BUS DRIVERS W/GV								
2252-000	Chrgs to Components-Services		0.00	662.50	662.50	662.50	0.00	0.00
2701-800	REFUND PRIOR YEARS OTH BOCES		0.00	0.00	0.00	9.82	0.00	9.82
Subtotal of 649.493 STAFF DEVELOP: BUS DRIVERS W/GV			0.00	662.50	662.50	672.32	0.00	9.82
651.495 COMPUTER SERVICE MANAGEMENT W/ W								
2252-000	Chrgs to Components-Services		863.00	5,191.95	6,054.95	6,054.95	0.00	0.00
2701-800	REFUND PRIOR YEARS OTH BOCES		0.00	0.00	0.00	75.57	0.00	75.57
Subtotal of 651.495 COMPUTER SERVICE MANAGEMENT W/ W			863.00	5,191.95	6,054.95	6,130.52	0.00	75.57
652.594 COMP. SERV. W/ OCM BOCES								
2252-000	Chrgs to Components-Services		6,825.00	2,730.00	9,555.00	9,555.00	0.00	0.00
Subtotal of 652.594 COMP. SERV. W/ OCM BOCES			6,825.00	2,730.00	9,555.00	9,555.00	0.00	0.00

* Estimated revenue for Carryover Encumbrances from the prior fiscal year will not be realized.
These are estimates to balance the budget

GREATER SOUTHERN TIER BOCES

Revenue Status Report As Of: 06/30/2019

Fiscal Year: 2019

Fund: A GENERAL FUND

Revenue Account	Service	Description	Original Estimate	Adjustments	Current Estimate	Year-to-Date	Anticipated Balance	Excess Revenue
654.495 TELECOMMUNICATIONS W/ WFL BOCES								
2252-000	Chrgs to Components-Services		3,650.00	-3,650.00	0.00	0.00	0.00	0.00
Subtotal of 654.495	TELECOMMUNICATIONS W/ WFL BOCES		3,650.00	-3,650.00	0.00	0.00	0.00	0.00
656.599 COMPUTER SERVICE, MGT W/ BROOME								
2252-000	Chrgs to Components-Services		10,711.00	-0.35	10,710.65	10,710.65	0.00	0.00
2701-800	REFUND PRIOR YEARS OTH BOCES		0.00	0.00	0.00	37.45	0.00	37.45
Subtotal of 656.599	COMPUTER SERVICE, MGT W/ BROOME		10,711.00	-0.35	10,710.65	10,748.10	0.00	37.45
657.698 POLICY MANUAL SERVICE-PUTNAM								
2701-800	REFUND PRIOR YEARS OTH BOCES		0.00	0.00	0.00	2,194.39	0.00	2,194.39
Subtotal of 657.698	POLICY MANUAL SERVICE-PUTNAM		0.00	0.00	0.00	2,194.39	0.00	2,194.39
659.591 POLICY MANUAL SERVICE-ERIE 1								
2252-000	Chrgs to Components-Services		64,819.00	29,400.20	94,219.20	94,219.20	0.00	0.00
2701-800	REFUND PRIOR YEARS OTH BOCES		0.00	0.00	0.00	1,233.23	0.00	1,233.23
Subtotal of 659.591	POLICY MANUAL SERVICE-ERIE 1		64,819.00	29,400.20	94,219.20	95,452.43	0.00	1,233.23
665.691 COOPERATIVE BID/SUPPLIES-DCMO								
2252-000	Chrgs to Components-Services		63,341.00	147.64	63,488.64	63,488.64	0.00	0.00
2701-800	REFUND PRIOR YEARS OTH BOCES		0.00	0.00	0.00	269.82	0.00	269.82
Subtotal of 665.691	COOPERATIVE BID/SUPPLIES-DCMO		63,341.00	147.64	63,488.64	63,758.46	0.00	269.82
666.693 WASTE REMOVAL W/TST BOCES								
2252-000	Chrgs to Components-Services		12,281.00	0.00	12,281.00	12,281.00	0.00	0.00
2701-800	REFUND PRIOR YEARS OTH BOCES		0.00	0.00	0.00	179.86	0.00	179.86
Subtotal of 666.693	WASTE REMOVAL W/TST BOCES		12,281.00	0.00	12,281.00	12,460.86	0.00	179.86
670.494 COMPUTER SERVICE MANAGEMENT W/ M								
2252-000	Chrgs to Components-Services		13,868.00	69,909.08	83,777.08	83,777.08	0.00	0.00
2701-800	REFUND PRIOR YEARS OTH BOCES		0.00	0.00	0.00	143.84	0.00	143.84
Subtotal of 670.494	COMPUTER SERVICE MANAGEMENT W/ M		13,868.00	69,909.08	83,777.08	83,920.92	0.00	143.84
671.592 COORDINATION OF INSURANCE MGT W/								
2252-000	Chrgs to Components-Services		8,621.00	-0.64	8,620.36	8,620.36	0.00	0.00
2701-800	REFUND PRIOR YEARS OTH BOCES		0.00	0.00	0.00	141.88	0.00	141.88
Subtotal of 671.592	COORDINATION OF INSURANCE MGT W/		8,621.00	-0.64	8,620.36	8,762.24	0.00	141.88

* Estimated revenue for Carryover Encumbrances from the prior fiscal year will not be realized.

These are estimates to balance the budget

GREATER SOUTHERN TIER BOCES

Revenue Status Report As Of: 06/30/2019

Fiscal Year: 2019

Fund: A GENERAL FUND

Revenue Account	Service	Description	Original Estimate	Adjustments	Current Estimate	Year-to-Date	Anticipated Balance	Excess Revenue
672.493	RECRUITING SERVICE W/GV BOCES							
	2252-000	Chrgs to Components-Services	0.00	300.00	300.00	300.00	0.00	0.00
	2701-800	REFUND PRIOR YEARS OTH BOCES	0.00	0.00	0.00	249.92	0.00	249.92
		Subtotal of 672.493 RECRUITING SERVICE W/GV BOCES	0.00	300.00	300.00	549.92	0.00	249.92
673.499	SAFETY/RISK MGMT W/CATT-ALL BOCE							
	2252-000	Chrgs to Components-Services	0.00	1,000.00	1,000.00	1,000.00	0.00	0.00
		Subtotal of 673.499 SAFETY/RISK MGMT W/CATT-ALL BOCE	0.00	1,000.00	1,000.00	1,000.00	0.00	0.00
674.591	NEGOTIATIONS W/ERIE 1 BOCES							
	2252-000	Chrgs to Components-Services	0.00	11,850.00	11,850.00	11,850.00	0.00	0.00
		Subtotal of 674.591 NEGOTIATIONS W/ERIE 1 BOCES	0.00	11,850.00	11,850.00	11,850.00	0.00	0.00
675.698	SAFETY/RISK MGMT W/PNW BOCES							
	2252-000	Chrgs to Components-Services	0.00	4,041.95	4,041.95	4,041.95	0.00	0.00
		Subtotal of 675.698 SAFETY/RISK MGMT W/PNW BOCES	0.00	4,041.95	4,041.95	4,041.95	0.00	0.00
676.599	PLANNING SERVICE W/BROOME-TIOGA							
	2252-000	Chrgs to Components-Services	0.00	24,000.00	24,000.00	24,000.00	0.00	0.00
		Subtotal of 676.599 PLANNING SERVICE W/BROOME-TIOGA	0.00	24,000.00	24,000.00	24,000.00	0.00	0.00
		Total GENERAL FUND	99,184,291.00	5,242,903.27	104,427,194.27	106,247,732.56	196,193.24	2,016,731.53

Selection Criteria

Criteria Name: Last Run
As Of Date: 06/30/2019
Suppress revenue accounts with no activity
Print Summary Only
Sort by: Fund/Service/Revenue Code
Printed by Janice Conley

* Estimated revenue for Carryover Encumbrances from the prior fiscal year will not be realized.

These are estimates to balance the budget

GREATER SOUTHERN TIER BOCES

Outstanding Check Listing

Bank Account: GeneralMT - M&T - General Fund

Check Number	Check Date	Remit To	Warrant	Fund	Recorded	Statement Date	Check Amount	Check Number
099476	04/04/2019	ZIMARILISA M.	0093	No			\$104.64	099476
099574*	04/11/2019	KEOUGHILORIA.	0095	No			\$333.43	099574
100002*	05/02/2019	LIBERTOWMAUREEN K.	0100	No			\$18.50	100002
100049*	05/02/2019	SWEENEYJODEA M.	0100	No			\$56.50	100049
100186*	05/09/2019	LAZAROUJENNIFER L.	0102	No			\$23.93	100186
100198*	05/09/2019	MCGRAINJENNIFER L.	0102	No			\$144.81	100198
100299*	05/09/2019	WILSONKRISTEN J.	0102	No			\$17.72	100299
100400*	05/16/2019	JERZAKARLENE	0104	No			\$73.00	100400
100403*	05/16/2019	KEOUGHILORIA.	0104	No			\$263.24	100403
100496*	05/16/2019	WALKERKAREN E.	0104	No			\$286.34	100496
100508*	05/16/2019	ZIMARILISA M.	0104	No			\$53.74	100508
100656*	05/30/2019	ANIMAL ADVENTURE	0107	No			\$784.00	100656
100687*	05/30/2019	D'APICEVANDREW S.	0107	No			\$140.00	100687
100759*	05/30/2019	STEPHENS IILARRY	0107	No			\$70.00	100759
100791*	06/06/2019	ANIMAL ADVENTURE	0110	No			\$982.00	100791
100827*	06/06/2019	CHEMUNG COUNTY TREASURER CHEMUNG COUNTY SHERIFF'S OFFICE	0110	No			\$8,546.07	100827
100834*	06/06/2019	CLEMENS CENTER	0110	No			\$4,710.00	100834
100842*	06/06/2019	CROUSEKARI A.	0110	No			\$69.60	100842
100894*	06/06/2019	LAXATED	0110	No			\$1,787.50	100894
100916*	06/06/2019	NATHAN HALE LLC	0110	No			\$9,500.00	100916
100924*	06/06/2019	PEARSON	0110	No			\$1,845.64	100924
100929*	06/06/2019	ROCHEJAMIE A.	0110	No			\$107.09	100929
100947*	06/06/2019	SMITHKELLY A.	0110	No			\$18.50	100947
100958*	06/06/2019	T & R TOWING AND SERVICE	0110	No			\$12.00	100958
100979*	06/06/2019	WALKERKAREN E.	0110	No			\$341.72	100979
100980	06/06/2019	WARNERYAMY O.	0110	No			\$56.50	100980
100989*	06/13/2019	ADAMSILUCINDA A.	0112	No			\$79.57	100989
100992*	06/13/2019	AIELLOMOLLY K.	0112	No			\$322.15	100992
100993	06/13/2019	AKINSIKATHRYN E.	0112	No			\$13.79	100993
100998*	06/13/2019	ARNOLD'S SCOTT	0112	No			\$65.07	100998
101017*	06/13/2019	BUTLERIRONALD E.	0112	No			\$80.66	101017
101018	06/13/2019	CADYKATRINA A.	0112	No			\$187.86	101018
101038*	06/13/2019	CHEMUNG COUNTY TREASURER CHEMUNG COUNTY SHERIFF'S OFFICE	0112	No			\$8,546.07	101038
101047*	06/13/2019	CROUSEKARI A.	0112	No			\$84.48	101047
101048	06/13/2019	D'APICEVANDREW S.	0112	No			\$175.00	101048
101061*	06/13/2019	ELLSIHEATHER M.	0112	No			\$50.14	101061
101065*	06/13/2019	ERMANOVICS/FREDERICK W.	0112	No			\$57.73	101065
101066	06/13/2019	FABIANZOE E.	0112	No			\$24.09	101066
101068*	06/13/2019	FODGEWICHAEL J.	0112	No			\$56.50	101068
101071*	06/13/2019	FRANKLINMARSHALL E.	0112	No			\$77.99	101071
101072	06/13/2019	FRANKREBECCA M.	0112	No			\$10.68	101072
101075*	06/13/2019	GIRDINMARY ANN	0112	No			\$64.53	101075

GREATER SOUTHERN TIER BOCES

Outstanding Check Listing

Bank Account: GeneralMT - M&T - General Fund

Check Number	Check Date	Remit To	Warrant	Fund	Recorded	Statement Date	Check Amount	Check Number
101079*	06/13/2019	GWINSALLY J.	0112	No	No		\$70.41	101079
101090*	06/13/2019	INTERNATIONAL SPY MUSEUM ATTN: LUCY STIRN	0112	No	No		\$345.00	101090
101095*	06/13/2019	KEOUGH/LORIA.	0112	No	No		\$350.98	101095
101097*	06/13/2019	KILMER/JOSEPH M.	0112	No	No		\$204.38	101097
101100*	06/13/2019	KONOPSKI/TANYA M.	0112	No	No		\$103.55	101100
101103*	06/13/2019	LAZAROU/JENNIFER L.	0112	No	No		\$47.36	101103
101105*	06/13/2019	LEMAY/ROBERT C.	0112	No	No		\$56.50	101105
101106	06/13/2019	LINK/BENJAMIN R.	0112	No	No		\$103.93	101106
101107	06/13/2019	LOREN R. SMITH, INC.	0112	No	No		\$955.00	101107
101109*	06/13/2019	LOVETTE/NORMAN M.	0112	No	No		\$97.04	101109
101113*	06/13/2019	MASTROBERTI/TIFFANY K.	0112	No	No		\$69.65	101113
101125*	06/13/2019	MOYER/GREGG A.	0112	No	No		\$99.79	101125
101128*	06/13/2019	MULTITEK NORTH AMERICA LLC	0112	No	No		\$550.95	101128
101138*	06/13/2019	OSLAGER/EYLEEN R.	0112	No	No		\$44.09	101138
101147*	06/13/2019	PRESTON/DELAINE C.	0112	No	No		\$21.75	101147
101148	06/13/2019	PROCOPIO/MICHELLE L.	0112	No	No		\$222.91	101148
101155*	06/13/2019	ROCHE/JAMIE A.	0112	No	No		\$131.24	101155
101159*	06/13/2019	RUTLEDGE/IKYLE L.	0112	No	No		\$32.26	101159
101169*	06/13/2019	SKILLSUSA INC ATTN: CAREER ESSENTIALS	0112	No	No		\$120.00	101169
101172*	06/13/2019	SOLID OPTICS ATTN: ACCOUNTS RECEIVABLE	0112	No	No		\$420.00	101172
101179*	06/13/2019	STEPHENS/STEPHANIE M.	0112	No	No		\$181.49	101179
101182*	06/13/2019	STRATTON/NANCY E.	0112	No	No		\$26.16	101182
101189*	06/13/2019	THAM/JEFFREY M.	0112	No	No		\$29.99	101189
101191*	06/13/2019	THOMAS/DARLA L.	0112	No	No		\$44.15	101191
101192	06/13/2019	TIOGA COUNTY EMERGENCY SERVICES	0112	No	No		\$1,133.00	101192
101193	06/13/2019	TIOGA COUNTY EMS TRAINING PROGRAM	0112	No	No		\$232.00	101193
101198*	06/13/2019	TYLER/CYNTHIA M.	0112	No	No		\$119.93	101198
101205*	06/13/2019	VANG/SCOTT E.	0112	No	No		\$99.19	101205
101215*	06/13/2019	WASSINK/RYAN J.	0112	No	No		\$140.83	101215
101219*	06/13/2019	WHITFORD/VICTORIA A.	0112	No	No		\$275.99	101219
101223*	06/13/2019	WILSON/KRISTEN J.	0112	No	No		\$33.01	101223
101224	06/13/2019	WILSON/TONI M.	0112	No	No		\$53.41	101224
101225	06/13/2019	WRIGHT/LISA E.	0112	No	No		\$96.63	101225
101227*	06/13/2019	ZEIGLER FLORISTS INC.	0112	No	No		\$18.75	101227
101228	06/20/2019	ACADEMIC ENTERTAINMENT, INC	0118	No	No		\$1,445.00	101228
101229	06/20/2019	ACTEA C/O LORRIE HANIFAN	0118	No	No		\$370.00	101229
101230	06/20/2019	ADAMS/LUCINDA A.	0118	No	No		\$30.00	101230
101231	06/20/2019	ADVANCE AUTO PARTS AAP FINANCIAL SERVICES	0118	No	No		\$46.74	101231
101233*	06/20/2019	ALFRED ALMOND CENTRAL SCHOOL	0118	No	No		\$64.95	101233
101234	06/20/2019	ALLEGHENY EDUCATIONAL SYSTEMS, INC	0118	No	No		\$397.50	101234
101235	06/20/2019	ANIXTER INC	0118	No	No		\$548.00	101235

GREATER SOUTHERN TIER BOCES

Outstanding Check Listing

Bank Account: GeneralMT - M&T - General Fund

Check Number	Check Date	Remit To	Warrant	Fund	Recorded	Statement Date	Check Amount	Check Number
101290	06/20/2019	ECOLAB	0118		No		\$221.72	101290
101291	06/20/2019	EDUCATIONAL VISTAS, INC.	0118		No		\$63,191.50	101291
101292	06/20/2019	ELECTRONIC BUSINESS PRODUCTS	0118		No		\$1,436.16	101292
101295*	06/20/2019	EMBASSY SUITES SARATOGA SPRINGS	0118		No		\$552.00	101295
101297*	06/20/2019	ERIE 1 BOCES	0118		No		\$733,533.80	101297
101299*	06/20/2019	FINCHTEENAL.	0118		No		\$24.80	101299
101300	06/20/2019	FIRE ALARM SERVICE TECHNOLOGY INC	0118		No		\$127.29	101300
101301	06/20/2019	FIRST LIGHT	0118		No		\$3,510.32	101301
101303*	06/20/2019	FLAGHOUSE INC	0118		No		\$614.80	101303
101304	06/20/2019	FOLLETT SCHOOL SOLUTIONS, INC	0118		No		\$1,000.43	101304
101306*	06/20/2019	FRANCISIMARY L.	0118		No		\$42.46	101306
101307	06/20/2019	FUN AND FUNCTION LLC	0118		No		\$305.07	101307
101308	06/20/2019	GENESSEE COUNTRY MUSEUM PO BOX 310	0118		No		\$210.00	101308
101309	06/20/2019	GOLDWELL NEW YORK	0118		No		\$784.97	101309
101310	06/20/2019	GRAINGER	0118		No		\$508.16	101310
101311	06/20/2019	GRIFFITH ENERGY	0118		No		\$567.09	101311
101312	06/20/2019	HABERSTROHIKRISTIE N.	0118		No		\$148.79	101312
101313	06/20/2019	HALEYLINDA I.	0118		No		\$386.79	101313
101314	06/20/2019	HEP SALES - NORTH MAIN LUMBER	0118		No		\$1,016.29	101314
101315	06/20/2019	HERITAGE-CRYSTAL CLEAN, LLC	0118		No		\$155.28	101315
101318*	06/20/2019	HORSEHEADS AUTO PARTS	0118		No		\$2,472.64	101318
101319	06/20/2019	HP INC.	0118		No		\$38.51	101319
101320	06/20/2019	HUNT-NOTEWAREIKRISTIN S.	0118		No		\$90.69	101320
101322*	06/20/2019	IBM CORP	0118		No		\$234.00	101322
101323	06/20/2019	INDUSTRIAL & DOMESTIC ELECTRIC MOTORS INC	0118		No		\$933.00	101323
101324	06/20/2019	JAYDEBRA B.	0118		No		\$23.44	101324
101325	06/20/2019	KATHANIBEN M.	0118		No		\$37.06	101325
101326	06/20/2019	KLUGSTACY E.	0118		No		\$112.00	101326
101327	06/20/2019	L.J.C. JANITORIAL DISTRIBUTORS	0118		No		\$212.50	101327
101328	06/20/2019	LAMONSKINATHAN J.	0118		No		\$60.00	101328
101329	06/20/2019	LASER PROS INTERNATIONAL	0118		No		\$94.32	101329
101330	06/20/2019	LIFETIME BENEFIT SOLUTIONS, INC	0118		No		\$849.00	101330
101331	06/20/2019	LINCOLN ELECTRIC COMPANY/THE	0118		No		\$212.00	101331
101332	06/20/2019	LINDENMEYR MUNROE	0118		No		\$820.00	101332
101333	06/20/2019	LINDSEY EQUIPMENT	0118		No		\$901.86	101333
101334	06/20/2019	LIQUIDZ AUTOBODY SUPPLY INC	0118		No		\$253.59	101334
101335	06/20/2019	LUCIACONNIE E.	0118		No		\$31.61	101335
101336	06/20/2019	MACKIN EDUCATIONAL RESOURCES	0118		No		\$61.77	101336
101337	06/20/2019	MAPLE CITY AUTO GROUP INC.	0118		No		\$121.00	101337
101338	06/20/2019	MASLERLISA M.	0118		No		\$296.86	101338
101339	06/20/2019	MC DONALD CONTRACTING	0118		No		\$997.50	101339
101340	06/20/2019	MCGRAIN/JENNIFER L.	0118		No		\$121.59	101340
101341	06/20/2019	MEHLENBACHER/MILY B.	0118		No		\$41.97	101341

GREATER SOUTHERN TIER BOCES

Outstanding Check Listing

Bank Account: GeneralMT - M&T - General Fund

Check Number	Check Date	Remit To	Warrant	Fund	Recorded	Statement Date	Check Amount	Check Number
101342	06/20/2019	MICROBAC LABORATORIES, INC	0118	No	No		\$502.25	101342
101343	06/20/2019	MOORE/APRIL S.	0118	No	No		\$15.26	101343
101344	06/20/2019	MULLEN/KURTIS J.	0118	No	No		\$302.53	101344
101345	06/20/2019	NAPA HORNELL	0118	No	No		\$713.57	101345
101346	06/20/2019	NEW YORK ASSOC OF AGRICULTURAL EDUCATORS NYAAE CONFERENCE	0118	No	No		\$435.00	101346
101349*	06/20/2019	O'BRIEN/JOLENE M.	0118	No	No		\$215.28	101349
101350	06/20/2019	O'MALLEY/PAUL J.	0118	No	No		\$112.38	101350
101351	06/20/2019	OFFICE EQUIPMENT SOURCE INC	0118	No	No		\$10.00	101351
101352	06/20/2019	PARKER/CAROLYN T.	0118	No	No		\$130.47	101352
101353	06/20/2019	PARMENTER, INC.	0118	No	No		\$3,381.32	101353
101354	06/20/2019	PASTRICKS SCREENPRINTING, EMBROIDERY & AWARDS	0118	No	No		\$480.00	101354
101355	06/20/2019	PEARSON VUE	0118	No	No		\$5,801.00	101355
101356	06/20/2019	PERMA BOUND	0118	No	No		\$5,257.53	101356
101357	06/20/2019	PETERSON/KATRINA R.	0118	No	No		\$133.36	101357
101358	06/20/2019	PRAGLE/SARAH M.	0118	No	No		\$153.93	101358
101359	06/20/2019	PRESENTATION CONCEPTS CORPORATION	0118	No	No		\$13,649.00	101359
101360	06/20/2019	PRISMATIC MAGIC LLC PRISMATIC MAGIC ADMIN OFFICE	0118	No	No		\$1,099.00	101360
101361	06/20/2019	PROCOPIO/MICHELLE L.	0118	No	No		\$167.86	101361
101362	06/20/2019	QUESTAR III	0118	No	No		\$7,313.97	101362
101363	06/20/2019	QUILL CORPORATION	0118	No	No		\$1,654.64	101363
101364	06/20/2019	RAY JEWELERS	0118	No	No		\$190.00	101364
101365	06/20/2019	RENAISSANCE	0118	No	No		\$1,605.00	101365
101368*	06/20/2019	ROSSMANN/MICHELLE S.	0118	No	No		\$255.39	101368
101369	06/20/2019	SALLY BEAUTY COMPANY # 2784 ATTN: STORE MANAGER JENNIFER	0118	No	No		\$348.11	101369
101370	06/20/2019	SANICO, INC.	0118	No	No		\$7,981.65	101370
101371	06/20/2019	SCHOOL FOOD SERVICE OFFICE HORSEHEADS CENTRAL SCHOOL DISTRICT	0118	No	No		\$549.00	101371
101372	06/20/2019	SCHOOL SPECIALTY	0118	No	No		\$251.40	101372
101373	06/20/2019	SCHWARTZ/STEPHANIE	0118	No	No		\$435.00	101373
101374	06/20/2019	SCIENCENTER ATTN: DONNA BODENSTEIN	0118	No	No		\$890.00	101374
101375	06/20/2019	SEABREEZE AMUSEMENT PARK	0118	No	No		\$1,581.75	101375
101376	06/20/2019	SHEESLEY SEWER SERVICE INC	0118	No	No		\$1,092.50	101376
101377	06/20/2019	SHIFFLER DEPT 781437	0118	No	No		\$108.07	101377
101378	06/20/2019	SIMMONS ROCKWELL ATTN: LAURIE	0118	No	No		\$772.91	101378
101379	06/20/2019	SIX FLAGS DARIEN LAKE	0118	No	No		\$203.88	101379
101380	06/20/2019	SKILLS USA COOPERS CLUB COOPERS EDUCATION CENTER	0118	No	No		\$180.00	101380
101381	06/20/2019	SOLVENTS AND PETROLEUM SERVICE	0118	No	No		\$571.85	101381
101382	06/20/2019	SPENCER-VAN ETTEN CENTRAL SCHOOL DISTRICT OFFICE	0118	No	No		\$241.00	101382
101383	06/20/2019	ST JAMES MERCY HOSPITAL ATTN PHENA ROE	0118	No	No		\$390.00	101383

GREATER SOUTHERN TIER BOCES

Outstanding Check Listing

Bank Account: GeneralMT - M&T - General Fund

Check Number	Check Date	Remit To	Warrant Number	Fund Recoded	Statement Date	Check Amount	Check Number
101384	06/20/2019	STAPLES	0118	No		\$4,813.40	101384
101385	06/20/2019	STETZERJAY	0118	No		\$1,700.00	101385
101386	06/20/2019	SULLIVAN BOCES	0118	No		\$3,302.84	101386
101387	06/20/2019	SULLIVANJEANNE	0118	No		\$30.00	101387
101388	06/20/2019	SUNOCO LP	0118	No		\$3,760.48	101388
101389	06/20/2019	SUPERIOR PLUS ENERGY SERVICES	0118	No		\$565.58	101389
101390	06/20/2019	SWIMLEYSHANE M.	0118	No		\$29.99	101390
101391	06/20/2019	TEKNION LLC	0118	No		\$347.99	101391
101392	06/20/2019	THOMPSON & JOHNSON EQUIPMENT CO INC	0118	No		\$1,051.80	101392
101393	06/20/2019	THOMSON REUTERS-WEST PAYMENT CENTER	0118	No		\$546.36	101393
101394	06/20/2019	TRANE U.S. INC.	0118	No		\$819.55	101394
101395	06/20/2019	UNITED PARCEL SERVICE	0118	No		\$29.00	101395
101397*	06/20/2019	VASCO BRANDS INC	0118	No		\$57.00	101397
101406*	06/20/2019	W B MASON CO., INC	0118	No		\$77.60	101406
101407	06/20/2019	WADSWORTH LAURA A.	0118	No		\$165.00	101407
101408	06/20/2019	WALLENBECK DANIEL J.	0118	No		\$45.75	101408
101409	06/20/2019	WARD'S SCIENCE	0118	No		\$309.55	101409
101410	06/20/2019	WARD PATRICIA L.	0118	No		\$54.34	101410
101412*	06/20/2019	WELLNOW UC - BIG FLATS	0118	No		\$180.00	101412
101413	06/20/2019	WELLS FARGO VENDOR FIN SERV	0118	No		\$4,298.33	101413
101414	06/20/2019	WICHTOWSKI MELISSA P.	0118	No		\$120.45	101414
101415	06/20/2019	WINGS OF EAGLES DISCOVERY CENTER	0118	No		\$1,600.00	101415
101416	06/20/2019	XEROX CORPORATION	0118	No		\$36,976.62	101416
101417	06/20/2019	YOUR MEMBERSHIP.COM, INC. DEPT.3461	0118	No		\$495.00	101417
101418	06/20/2019	ZIMARILISA M.	0118	No		\$100.50	101418
101440*	06/27/2019	18SIXTY4 APPAREL	0121	No		\$404.00	101440
101441	06/27/2019	A.L. BLADES DOLOMITE PRODUCTS CO, INC	0121	No		\$301.72	101441
101442	06/27/2019	ACADEMY OF DIGITAL MEDIA ARTS STUDENT ACTIVITIES CLUB FUNDRAISING	0121	No		\$46.20	101442
101443	06/27/2019	ADVANCE AUTO PARTS AAP FINANCIAL SERVICES	0121	No		\$1,602.57	101443
101444	06/27/2019	ADVANTAGE PAINTED POST	0121	No		\$1,343.70	101444
101445	06/27/2019	AIRGAS USA, LLC	0121	No		\$240.17	101445
101446	06/27/2019	ALL SEASON TIRE, INC.	0121	No		\$1,500.00	101446
101447	06/27/2019	ALSCO	0121	No		\$886.34	101447
101448	06/27/2019	ANDREWS JASON A.	0121	No		\$477.42	101448
101449	06/27/2019	APEX LEARNING INC ATTN: AR	0121	No		\$2,000.00	101449
101450	06/27/2019	ARKPORT CENTRAL SCHOOL	0121	No		\$1,318.00	101450
101451	06/27/2019	ARMOR BUILDING SUPPLY - HORNELL	0121	No		\$17.20	101451
101452	06/27/2019	ARNOLD'S SCOTT	0121	No		\$71.18	101452
101453	06/27/2019	ASSOCIATED BUILDERS AND CONTRACTORS INC	0121	No		\$1,157.50	101453
101454	06/27/2019	B & B REPAIR SERVICE	0121	No		\$59.95	101454

GREATER SOUTHERN TIER BOCES

Outstanding Check Listing

Bank Account: GeneralMT - M&T - General Fund

Check Number	Check Date	Remit To	Warrant	Fund	Recorded	Statement Date	Check Amount	Check Number
101455	06/27/2019	B & H PHOTO-VIDEO REMITTANCE	0121	No			\$1,189.43	101455
101456	06/27/2019	PROCESSING CENTER	0121	No			\$3,843.75	101456
101457	06/27/2019	BANFIELD-BAKER CORP	0121	No			\$248.55	101457
101458	06/27/2019	BARNES & NOBLE INC.	0121	No			\$80.55	101458
101459	06/27/2019	BATH CENTRAL SCHOOL ATTN: BUSINESS OFFICE	0121	No			\$178.50	101459
101460	06/27/2019	BENJAMINKELLY A.	0121	No			\$153.51	101460
101461	06/27/2019	BLANK SHIRTS, INC.	0121	No			\$2,264.43	101461
101462	06/27/2019	BOCES MONROE 2-ORLEANS	0121	No			\$5,200.00	101462
101463	06/27/2019	BODEN JR.LORVILLE A.	0121	No			\$4,000.00	101463
101464	06/27/2019	BPAS ACCOUNTS RECEIVABLE	0121	No			\$1,049.64	101464
101465	06/27/2019	BRADLEY SUPPLY	0121	No			\$156.91	101465
101466	06/27/2019	BUCKLEYELIZABETH A.	0121	No			\$125.00	101466
101467	06/27/2019	BUFFALO ZOO ZOOLOGICAL SOCIETY OF BUFFALO, INC	0121	No			\$41.20	101467
101468	06/27/2019	CADYKATRINA A.	0121	No			\$985.64	101468
101469	06/27/2019	CAMFIL USA, INC	0121	No			\$1,446.30	101469
101470	06/27/2019	CAMPBELL BUILDING SUPPLY	0121	No			\$118.81	101470
101471	06/27/2019	CARDONETASHINA B.	0121	No			\$3,353.33	101471
101472	06/27/2019	CAROLINA BIOLOGICAL SUPPLY COMPANY	0121	No			\$4,451.50	101472
101473	06/27/2019	CDW GOVERNMENT	0121	No			\$1,156.22	101473
101474	06/27/2019	CHAMPION FASTENERS INC	0121	No			\$2,250.00	101474
101475	06/27/2019	CHEMUNG COUNTY HISTORICAL SOCIETY ATTN: CHRISTINE GUNDERSON	0121	No			\$309.56	101475
101476	06/27/2019	CHEMUNG COUNTY TRANSFER	0121	No			\$5,000.00	101476
101477	06/27/2019	CODEHS INC	0121	No			\$199.32	101477
101478	06/27/2019	COOK BROTHERS TRUCK PARTS	0121	No			\$756.00	101478
101479	06/27/2019	CORNING MUSEUM OF GLASSITHE ATTN: ACCOUNTING DEPT	0121	No			\$56,843.16	101479
101480	06/27/2019	DAY AUTOMATION SYSTEMS	0121	No			\$310.49	101480
101481	06/27/2019	DAY AUTOMATION SYSTEMS, INC.	0121	No			\$45.49	101481
101482	06/27/2019	DELL MARKETING LP C/O DELL USA LP	0121	No			\$238.17	101482
101483	06/27/2019	DEMEMBER/ROBERT	0121	No			\$800.00	101483
101484	06/27/2019	DIMON & SONS	0121	No			\$35.43	101484
101485	06/27/2019	DUBOTS/CYNTHIA A.	0121	No			\$184.25	101485
101486	06/27/2019	DUNNING AUTO PARTS	0121	No			\$237.62	101486
101487	06/27/2019	EARLEY/HEATHER L.	0121	No			\$19.51	101487
101488	06/27/2019	EARLEY/MARY JO	0121	No			\$1,011.41	101488
101489	06/27/2019	EASTERN MANAGED PRINT NETWORK LOCKBOX # 3992	0121	No			\$2,712.37	101489
101490	06/27/2019	ECONOMY PRODUCTS & SOLUTIONS INC,	0121	No			\$718,282.00	101490
101491	06/27/2019	EDGER ENTERPRISES INC.	0121	No			\$26,642.00	101491
101492	06/27/2019	EDUCATIONAL VISTAS, INC.	0121	No			\$19.08	101492
101493	06/27/2019	ELLIS/HEATHER M.	0121	No			\$796.50	101493
101493	06/27/2019	ELMIRA AUTO PAINT	0121	No				101493

GREATER SOUTHERN TIER BOCES

Outstanding Check Listing

Bank Account: GeneralMT - M&T - General Fund

Check Number	Check Date	Remit To	Warrant	Fund	Recorded	Statement Date	Check Amount	Check Number
101494	06/27/2019	ELMIRA AUTO PAINT	0121	No	No		\$1,004.51	101494
101495	06/27/2019	ELMIRA CITY SCHOOL DISTRICT ATTN: LINDSEY TICE	0121	No	No		\$3,832.68	101495
101496	06/27/2019	ELMIRA HEIGHTS CENTRAL SCHOOL DISTRICT	0121	No	No		\$39.79	101496
101497	06/27/2019	ELMIRA WATER BOARD	0121	No	No		\$40.00	101497
101498	06/27/2019	EMS GLOBAL, INC	0121	No	No		\$125.00	101498
101499	06/27/2019	ERIE MATERIALS	0121	No	No		\$102.53	101499
101500	06/27/2019	FALKOWSKI STACY L.	0121	No	No		\$221.71	101500
101501	06/27/2019	FEDEX	0121	No	No		\$994.65	101501
101502	06/27/2019	FORT WORTH MUSEUM OF SCIENCE AND HISTORY ACCOUNTING DEPARTMENT	0121	No	No		\$140.00	101502
101503	06/27/2019	GALUSHA/DAWN M.	0121	No	No		\$164.59	101503
101504	06/27/2019	GENESEE COUNTRY VILLAGE & MUSEUM	0121	No	No		\$259.00	101504
101505	06/27/2019	GEORGE PATTON ASSOCIATES, INC	0121	No	No		\$621.77	101505
101506	06/27/2019	GLENN COLTON SHOWS	0121	No	No		\$899.00	101506
101507	06/27/2019	GOOD EARTH	0121	No	No		\$165.20	101507
101508	06/27/2019	GOPHER	0121	No	No		\$7,703.25	101508
101509	06/27/2019	GUTHRIE CLINIC	0121	No	No		\$104.00	101509
101510	06/27/2019	HABERSTROHKRISTIE N.	0121	No	No		\$102.46	101510
101511	06/27/2019	HARRIS/JESSICA M.	0121	No	No		\$10.41	101511
101512	06/27/2019	HARTMAN/MARY-LOU J.	0121	No	No		\$84.09	101512
101513	06/27/2019	HEP SALES - NORTH MAIN LUMBER	0121	No	No		\$2,557.96	101513
101514	06/27/2019	HETRICK GLASS SHOP, LLC	0121	No	No		\$1,230.00	101514
101515	06/27/2019	HILL & MARKES INC	0121	No	No		\$612.60	101515
101516	06/27/2019	HILLTOP HARDWOODS MOSES E. MILLER	0121	No	No		\$500.00	101516
101517	06/27/2019	HILLYARD/NEW YORK	0121	No	No		\$3,065.45	101517
101518	06/27/2019	HOME DEPOT PRO/ITHE	0121	No	No		\$577.64	101518
101519	06/27/2019	HOMWOOD SUITES- ALBANY NY	0121	No	No		\$226.00	101519
101520	06/27/2019	HORIZON SOLUTIONS LLC	0121	No	No		\$443.70	101520
101521	06/27/2019	HORSEHEADS AUTO PARTS	0121	No	No		\$830.68	101521
101522	06/27/2019	HORSEHEADS CENTRAL SCHOOL DISTRICT ATTN: LINDA S. KLIEVONEIT, TREASURER	0121	No	No		\$695.45	101522
101523	06/27/2019	HORSEHEADS DO IT CENTER	0121	No	No		\$469.03	101523
101524	06/27/2019	HORSEHEADS DO IT CENTER, INC	0121	No	No		\$70.35	101524
101525	06/27/2019	HOTEL INDIGO LATHAM	0121	No	No		\$226.00	101525
101526	06/27/2019	HOWARD/ANN E.	0121	No	No		\$313.81	101526
101527	06/27/2019	HOYT/SHEILA M.	0121	No	No		\$51.78	101527
101528	06/27/2019	I D BOOTH	0121	No	No		\$1,804.33	101528
101529	06/27/2019	IEH AUTO PARTS LLC	0121	No	No		\$55.93	101529
101530	06/27/2019	INTERNATIONAL FOUNDATION FOR PROTECTION OFFICERS INC	0121	No	No		\$945.20	101530
101531	06/27/2019	JANICE CONLEY, CUSTODIAN GST BOCES - BUSH CAMPUS PETTY CASH	0121	No	No		\$42.93	101531
101532	06/27/2019	JCS CAFE	0121	No	No		\$1,341.25	101532

GREATER SOUTHERN TIER BOCES

Outstanding Check Listing

Bank Account: GeneralMT - M&T - General Fund

Check Number	Check Date	Remit To	Warrant	Fund	Recorded	Statement Date	Check Amount	Check Number
101533	06/27/2019	JOHNSON-BRUCENIKRISTINE A.	0121	No			\$42.24	101533
101534	06/27/2019	KEOUGHILORI A.	0121	No			\$315.88	101534
101535	06/27/2019	KILGORE INTERNATIONAL INC	0121	No			\$2,702.67	101535
101536	06/27/2019	KLUGSTACY E.	0121	No			\$31.72	101536
101537	06/27/2019	KUHNELLISA M.	0121	No			\$33.95	101537
101538	06/27/2019	LINDENMEYR MUNROE	0121	No			\$963.80	101538
101539	06/27/2019	LINKBENJAMIN R.	0121	No			\$120.50	101539
101540	06/27/2019	LIPPINCOTT'S RUBBISH INC 6773 TOBES HILL ROAD	0121	No			\$286.42	101540
101541	06/27/2019	LIQUIDZ AUTOBODY SUPPLY INC	0121	No			\$853.29	101541
101542	06/27/2019	LOMBARDMMA LLC	0121	No			\$319.00	101542
101543	06/27/2019	MACKIN EDUCATIONAL RESOURCES	0121	No			\$7,352.77	101543
101544	06/27/2019	MAPLE CITY AUTO GROUP INC.	0121	No			\$76.90	101544
101545	06/27/2019	MASTROBERTITIFFANY K.	0121	No			\$58.75	101545
101546	06/27/2019	MATERNIBEVERLY J.	0121	No			\$10.00	101546
101547	06/27/2019	MCLAUGHLINLINDA K.	0121	No			\$19.08	101547
101548	06/27/2019	MEACHAMCARLY V.	0121	No			\$181.59	101548
101550*	06/27/2019	MILLSMICHELLE D.	0121	No			\$111.83	101550
101551	06/27/2019	MONOPRICE INC	0121	No			\$219.00	101551
101552	06/27/2019	MOORE'S TIRE SALES	0121	No			\$300.00	101552
101553	06/27/2019	MOREHOUSEBLAINE DBA KMB FARM	0121	No			\$175.00	101553
101554	06/27/2019	MTE TURF EQUIPMENT SOLUTIONS	0121	No			\$27,157.75	101554
101555	06/27/2019	NASCO	0121	No			\$2,294.50	101555
101556	06/27/2019	NCS PEARSON INC	0121	No			\$55.65	101556
101557	06/27/2019	NORTH PRESBYTERIAN CHURCH	0121	No			\$1,500.00	101557
101558	06/27/2019	NU-WAY ELMIRA	0121	No			\$2,376.59	101558
101559	06/27/2019	NYSEG	0121	No			\$18.41	101559
101560	06/27/2019	NYTECH SUPPLY COMPANY	0121	No			\$265.74	101560
101561	06/27/2019	O'BRIENJOLENE M.	0121	No			\$101.92	101561
101562	06/27/2019	ODESSA MONTOUR CENTRAL SCHOOL DISTRICT	0121	No			\$28.94	101562
101563	06/27/2019	OFFICE EQUIPMENT SOURCE INC	0121	No			\$10.00	101563
101564	06/27/2019	OTTROBIN M.	0121	No			\$23.22	101564
101565	06/27/2019	P-A-M CONSULTING SERVICE, INC.	0121	No			\$1,015.33	101565
101566	06/27/2019	PALMER FOOD SERVICE	0121	No			\$863.83	101566
101567	06/27/2019	PARFIANOWICZMARTYNA A.	0121	No			\$32.43	101567
101568	06/27/2019	PC SOLUTIONS & CONSULTING LTD	0121	No			\$118.71	101568
101569	06/27/2019	PERRYLINDA K.	0121	No			\$92.50	101569
101570	06/27/2019	POWER DISTRIBUTORS	0121	No			\$280.37	101570
101571	06/27/2019	PRAGLEISARAH M.	0121	No			\$117.25	101571
101572	06/27/2019	PRAXAIR DISTRIBUTION, INC.	0121	No			\$237.46	101572
101573	06/27/2019	PROCOPIOMICHELLE L.	0121	No			\$32.70	101573
101574	06/27/2019	PROVISIONS	0121	No			\$437.76	101574
101575	06/27/2019	RICOH USA, INC	0121	No			\$115.57	101575

GREATER SOUTHERN TIER BOCES

Outstanding Check Listing

Bank Account: GeneralMT - M&T - General Fund

Check Number	Check Date	Remit To	Warrant	Fund	Recorded	Statement Date	Check Amount	Check Number
101576	06/27/2019	ROSSMANMICHELLE S.	0121	No	No		\$159.63	101576
101577	06/27/2019	RUTLEDGEKYLE L.	0121	No	No		\$21.91	101577
101578	06/27/2019	RYANVICTORIA C.	0121	No	No		\$274.63	101578
101579	06/27/2019	SANICO, INC.	0121	No	No		\$115.72	101579
101580	06/27/2019	SCHOOL NURSE SUPPLY, INC	0121	No	No		\$3,175.87	101580
101581	06/27/2019	SCHOOL SPECIALTY	0121	No	No		\$7,747.30	101581
101582	06/27/2019	SCHOOL SPECIALTY	0121	No	No		\$2,343.48	101582
101583	06/27/2019	SCIENCENTER ATTN: DONNA BODENSTEIN	0121	No	No		\$56.00	101583
101584	06/27/2019	SEABREEZE AMUSEMENT PARK	0121	No	No		\$1,551.25	101584
101585	06/27/2019	SENECA PARK ZOO SOCIETY ATTN: RUTH NORTHROP	0121	No	No		\$1,020.00	101585
101586	06/27/2019	SFMI	0121	No	No		\$1,990.00	101586
101587	06/27/2019	SHERWIN WILLIAMS COITHE	0121	No	No		\$107.86	101587
101588	06/27/2019	SIEBALTD 111 GRANT AVE, STE 202	0121	No	No		\$4,038.30	101588
101589	06/27/2019	SIGN LANGUAGE SOLUTIONS	0121	No	No		\$422.50	101589
101590	06/27/2019	SIMONJOHN	0121	No	No		\$1,200.00	101590
101591	06/27/2019	SNAP-ON INDUSTRIAL A DIVISION OF IDSC HOLDINGS LLC	0121	No	No		\$4,004.27	101591
101592	06/27/2019	SONDRA'S CITY ZOO	0121	No	No		\$408.40	101592
101593	06/27/2019	SONNY'S SERVICE OF AVOCA LLC	0121	No	No		\$818.21	101593
101594	06/27/2019	SOUTHERN TIER NETWORK	0121	No	No		\$4,843.00	101594
101595	06/27/2019	STACKHOUSEIKARLENE M.	0121	No	No		\$54.61	101595
101596	06/27/2019	STAPLES	0121	No	No		\$1,483.90	101596
101597	06/27/2019	STEFANINICHARLES C.	0121	No	No		\$119.00	101597
101598	06/27/2019	STEPHENS AUTO INC	0121	No	No		\$392.33	101598
101599	06/27/2019	STEVENS OFFICE INTERIORS	0121	No	No		\$2,307.38	101599
101600	06/27/2019	STRACK/SUSAN H.	0121	No	No		\$12.54	101600
101601	06/27/2019	SUNY OSWEGO DIVISION OF EXTENDED LEARNING	0121	No	No		\$57,645.00	101601
101602	06/27/2019	SUPERIOR PLUS ENERGY SERVICES	0121	No	No		\$212.09	101602
101603	06/27/2019	T & R TOWING AND SERVICE	0121	No	No		\$32.00	101603
101604	06/27/2019	TANGLEWOOD NATURE CENTER & MUSEUM	0121	No	No		\$1,275.00	101604
101605	06/27/2019	TAYLORIKATHLEEN E.	0121	No	No		\$81.21	101605
101606	06/27/2019	THOMASPATRICK N.	0121	No	No		\$204.98	101606
101607	06/27/2019	TIME WARNER CABLE	0121	No	No		\$1,004.60	101607
101608	06/27/2019	TIOGA COUNTY EMS TRAINING PROGRAM	0121	No	No		\$101.00	101608
101609	06/27/2019	TOSHIBA AMERICA BUSINESS SOLUT	0121	No	No		\$175.68	101609
101610	06/27/2019	TOSHIBA BUSINESS SOLUTIONS	0121	No	No		\$1,765.23	101610
101611	06/27/2019	TOWNERREBECCA S.	0121	No	No		\$30.41	101611
101612	06/27/2019	TWIN TIER PAINT & WALLCOVERINGS	0121	No	No		\$249.93	101612
101613	06/27/2019	UNITED PARCEL SERVICE	0121	No	No		\$42.07	101613
101614	06/27/2019	VAN SCOTER FLORIST	0121	No	No		\$295.00	101614
101615	06/27/2019	VERITIV OPERATING COMPANY	0121	No	No		\$1,926.94	101615
101616	06/27/2019	WARD'S SCIENCE	0121	No	No		\$68.14	101616

GREATER SOUTHERN TIER BOCES

Outstanding Check Listing

Bank Account: GeneralMT - M&T - General Fund

Check Number	Check Date	Remit To	Warrant	Fund	Recorded	Statement Date	Check Amount	Check Number
101617	06/27/2019	WATKINS GLEN CENTRAL SCHOOL DISTRICT	0121	No			\$47.02	101617
101618	06/27/2019	WAVERLY CENTRAL SCHOOL DISTRICT	0121	No			\$65.10	101618
101619	06/27/2019	WEAVERICOLLEEN G.	0121	No			\$370.60	101619
101620	06/27/2019	WELLS FARGO VENDOR FIN SERV	0121	No			\$20,392.03	101620
101621	06/27/2019	WHITFORDVICTORIAA.	0121	No			\$137.29	101621
101622	06/27/2019	WILDWOOD STUDENT ACTIVITY FUND	0121	No			\$180.00	101622
101623	06/27/2019	WILSON RESTAURANT EQUIPMENT	0121	No			\$382.34	101623
101624	06/27/2019	WILSON/TONI M.	0121	No			\$99.46	101624
101625	06/27/2019	XEROX CORPORATION	0121	No			\$36,163.86	101625
101626	06/27/2019	YOUNGSTROMRYAN M.	0121	No			\$18.31	101626
101627	06/28/2019	ACP DIRECT	0123	No			\$2,665.60	101627
101628	06/28/2019	ADDISON CENTRAL SCHOOL	0123	No			\$7,750.00	101628
101629	06/28/2019	AIELLOWMOLLY K.	0123	No			\$147.75	101629
101630	06/28/2019	AKINSIKATHRYN E.	0123	No			\$43.22	101630
101631	06/28/2019	ALSCO	0123	No			\$676.50	101631
101632	06/28/2019	AMERICAN DINING CREATIONS @ CCC	0123	No			\$832.30	101632
101633	06/28/2019	ARKPORT CENTRAL SCHOOL DISTRICT	0123	No			\$110.00	101633
101634	06/28/2019	AVOCA CENTRAL SCHOOL DISTRICT	0123	No			\$5,011.88	101634
101635	06/28/2019	BARNEDIROXANNE M.	0123	No			\$116.63	101635
101636	06/28/2019	BARNES & NOBLE INC.	0123	No			\$313.98	101636
101637	06/28/2019	BATH CENTRAL SCHOOL DISTRICT	0123	No			\$9,357.50	101637
101638	06/28/2019	BOCES BROOME-DELAWARE-TIOGA	0123	No			\$16,801.17	101638
101639	06/28/2019	BOCES EASTERN SUFFOLK ACCOUNTS RECEIVABLE	0123	No			\$6,006.67	101639
101640	06/28/2019	BOCES ERIE 2 CHAUTAUQUA CATTARAUGUS	0123	No			\$1,752.40	101640
101641	06/28/2019	BOCES GENESEE VALLEY	0123	No			\$9,804.00	101641
101642	06/28/2019	BOCES ONONDAGA CORTLAND MADISON	0123	No			\$8,367.41	101642
101643	06/28/2019	BOCES PUTNAM-NORTHERN WESTCHESTER	0123	No			\$3,417.59	101643
101644	06/28/2019	BOCES TOMPKINS-SENECA-TIOGA	0123	No			\$2,237.01	101644
101645	06/28/2019	BOCES WAYNE FINGER LAKES ATTN: BUSINESS OFFICE	0123	No			\$14,643.30	101645
101646	06/28/2019	BPAS ACCOUNTS RECEIVABLE	0123	No			\$12,000.00	101646
101647	06/28/2019	BRADFORD CENTRAL SCHOOL	0123	No			\$1,520.00	101647
101648	06/28/2019	BRADLEY SUPPLY	0123	No			\$44.25	101648
101649	06/28/2019	BRICO TECHNOLOGIES INC.	0123	No			\$1,240.98	101649
101650	06/28/2019	BUTLER/RONALD E.	0123	No			\$113.36	101650
101651	06/28/2019	CANASERAGA CENTRAL SCHOOL DISTRICT	0123	No			\$350.00	101651
101652	06/28/2019	CANISTEO-GREENWOOD CSD	0123	No			\$450.00	101652
101653	06/28/2019	CAPITAL REGION BOCES	0123	No			\$7,581.54	101653
101654	06/28/2019	CAPTAIN BILL'S SENECA LAKE CRUISES	0123	No			\$3,682.00	101654
101655	06/28/2019	CHAMP'S RESTAURANT	0123	No			\$745.00	101655
101656	06/28/2019	CHAPEL LUMBER LINN S CHAPEL CO. INC	0123	No			\$26.50	101656
101657	06/28/2019	COOK BROTHERS TRUCK PARTS	0123	No			\$368.57	101657

GREATER SOUTHERN TIER BOCES

Outstanding Check Listing

Bank Account: GeneralMT - M&T - General Fund

Check Number	Check Date	Remit To	Warrant	Fund	Recorded	Statement Date	Check Amount	Check Number
101658	06/28/2019	COOKE/CATHERINE M.	0123	No	No		\$39.08	101658
101659	06/28/2019	CORNING PAINTED POST SCHOOL DISTRICT ATTN: TREASURER	0123	No	No		\$420.98	101659
101660	06/28/2019	CORNING-PAINTED POST CSD	0123	No	No		\$16,115.00	101660
101661	06/28/2019	CPE INTERLINK	0123	No	No		\$116.25	101661
101662	06/28/2019	CROUSE/KARI A.	0123	No	No		\$74.34	101662
101663	06/28/2019	DAY AUTOMATION SYSTEMS, INC.	0123	No	No		\$65,891.05	101663
101664	06/28/2019	DOUGHERTY/MICHELLE J.	0123	No	No		\$23.98	101664
101665	06/28/2019	DUFFY'S FOOD EQUIPMENT SERVICE & PARTS	0123	No	No		\$414.61	101665
101666	06/28/2019	ELLISON/CARLIE R.	0123	No	No		\$103.28	101666
101667	06/28/2019	ELMIRA HEIGHTS CENTRAL SCHOOL DISTRICT	0123	No	No		\$6,800.00	101667
101668	06/28/2019	FASTENAL COMPANY	0123	No	No		\$86.67	101668
101669	06/28/2019	FIRST LIGHT	0123	No	No		\$3,067.47	101669
101670	06/28/2019	FIRSTLIGHT	0123	No	No		\$51.28	101670
101671	06/28/2019	FRAME/JAMES R.	0123	No	No		\$43.00	101671
101672	06/28/2019	FREWELAINE M.	0123	No	No		\$279.04	101672
101673	06/28/2019	GAUSS/SAMUEL D.	0123	No	No		\$25.00	101673
101674	06/28/2019	GIRARDI/MARY ANN	0123	No	No		\$16.57	101674
101675	06/28/2019	GRAINGER	0123	No	No		\$1,065.13	101675
101676	06/28/2019	HALEY/LINDA I.	0123	No	No		\$310.27	101676
101677	06/28/2019	HAMMONDS/SPORT CENTRAL SCHOOL DISTRICT	0123	No	No		\$1,968.75	101677
101678	06/28/2019	HEP SALES - NORTH MAIN LUMBER	0123	No	No		\$479.90	101678
101679	06/28/2019	HIDDEN VALLEY ANIMAL ADVENTURE	0123	No	No		\$994.00	101679
101680	06/28/2019	HILL & MARKES INC	0123	No	No		\$974.50	101680
101681	06/28/2019	HILTON/SARAH S.	0123	No	No		\$129.44	101681
101682	06/28/2019	HOMWOOD SUITES BY HILTON	0123	No	No		\$226.00	101682
101683	06/28/2019	HOMWOOD SUITES- ALBANY NY	0123	No	No		\$356.96	101683
101684	06/28/2019	HORNELL CITY SCHOOL DISTRICT	0123	No	No		\$13,750.00	101684
101685	06/28/2019	HORSEHEADS CENTRAL SCHOOL DISTRICT	0123	No	No		\$35,280.00	101685
101686	06/28/2019	HORSEHEADS PUDGIES PIZZA, INC	0123	No	No		\$76.27	101686
101687	06/28/2019	HOUCKMELISSA S.	0123	No	No		\$31.99	101687
101688	06/28/2019	HP INC.	0123	No	No		\$122.56	101688
101689	06/28/2019	HUNT-NOTEWARE/KRISTIN S.	0123	No	No		\$104.37	101689
101690	06/28/2019	ID BOOTH	0123	No	No		\$296.47	101690
101691	06/28/2019	IN JEST, INC.	0123	No	No		\$845.00	101691
101692	06/28/2019	JERZAK/JULIE R.	0123	No	No		\$34.39	101692
101693	06/28/2019	JOHN'S EQUIPMENT RENTAL	0123	No	No		\$99.90	101693
101694	06/28/2019	KATHAN/BEN M.	0123	No	No		\$18.53	101694
101695	06/28/2019	KELLEY BROS	0123	No	No		\$1,385.00	101695
101696	06/28/2019	KNOWLES/WILLIAM	0123	No	No		\$30.00	101696
101697	06/28/2019	KONOPSKI/TANYA M.	0123	No	No		\$89.93	101697
101698	06/28/2019	KRESSLY/KATHLEEN S.	0123	No	No		\$57.77	101698

GREATER SOUTHERN TIER BOCES

Outstanding Check Listing

Bank Account: GeneralMT - M&T - General Fund

Check Number	Check Date	Remit To	Warrant Fund Recoded	Statement Date	Check Amount	Check Number
101699	06/28/2019	LAZAROUJENNIFER L.	0123	No	\$22.62	101699
101700	06/28/2019	LINDSEY EQUIPMENT	0123	No	\$105.30	101700
101701	06/28/2019	LOGISOFT	0123	No	\$4,020.00	101701
101702	06/28/2019	LOVENIKATHLEEN	0123	No	\$219.74	101702
101703	06/28/2019	LUCIACONNIE E.	0123	No	\$10.79	101703
101704	06/28/2019	MAPLE CITY AUTO GROUP INC.	0123	No	\$49.95	101704
101705	06/28/2019	MAPLE CITY DODGE INC	0123	No	\$494.67	101705
101706	06/28/2019	MASLERLISA M.	0123	No	\$216.20	101706
101707	06/28/2019	MCARTHURMELISSA	0123	No	\$39.79	101707
101708	06/28/2019	MCGRAINJENNIFER L.	0123	No	\$109.43	101708
101709	06/28/2019	MICELOTTARICHARD T.	0123	No	\$566.67	101709
101710	06/28/2019	MIKE'S FALCONRY SUPPLIES, INC.	0123	No	\$341.97	101710
101711	06/28/2019	MITCHELLDIANE M.	0123	No	\$119.36	101711
101712	06/28/2019	MOOREAPRIL S.	0123	No	\$13.35	101712
101713	06/28/2019	NADJADINSTACY J.	0123	No	\$94.29	101713
101714	06/28/2019	NASCO	0123	No	\$5,071.24	101714
101715	06/28/2019	NORTHEAST UNIFORM SERVICES INC	0123	No	\$4,790.68	101715
101716	06/28/2019	NYSSBA	0123	No	\$175.00	101716
101717	06/28/2019	OFFICE OF THE SHERIFF STEUBEN COUNTY	0123	No	\$51,426.91	101717
101718	06/28/2019	P A M CONSULTING SERVICE INC	0123	No	\$720.00	101718
101719	06/28/2019	PALMER FOOD SERVICE	0123	No	\$1,200.67	101719
101720	06/28/2019	PALMYRA-MACEDON CENTRAL SCHOOL DISTRICT ATTN: DISTRICT TREASURER	0123	No	\$11.00	101720
101721	06/28/2019	PALOS SPORTS, INC.	0123	No	\$405.97	101721
101722	06/28/2019	PARKERCAROLYN T.	0123	No	\$126.60	101722
101723	06/28/2019	PEARSON VUE	0123	No	\$4,140.00	101723
101724	06/28/2019	PETERSONKATRINA R.	0123	No	\$69.43	101724
101725	06/28/2019	PHILLIPSJOANN M.	0123	No	\$302.00	101725
101726	06/28/2019	PRAXAIR DISTRIBUTION, INC.	0123	No	\$78.93	101726
101727	06/28/2019	PRIORANN L.	0123	No	\$62.35	101727
101728	06/28/2019	ROCHEJAMIE A.	0123	No	\$64.91	101728
101729	06/28/2019	SCHOOL SPECIALTY	0123	No	\$187.04	101729
101730	06/28/2019	SHIFFLER DEPT 781437	0123	No	\$229.91	101730
101731	06/28/2019	SIGN LANGUAGE SOLUTIONS	0123	No	\$520.00	101731
101732	06/28/2019	SKILLS USA COOPERS CLUB COOPERS EDUCATION CENTER	0123	No	\$2,570.00	101732
101733	06/28/2019	SLOCUMMANNE M.	0123	No	\$119.85	101733
101734	06/28/2019	SOUTHARDBOBBI	0123	No	\$49.05	101734
101735	06/28/2019	SOUTHWORTH-MILTON, INC	0123	No	\$14,600.00	101735
101736	06/28/2019	STAPLES	0123	No	\$103.30	101736
101737	06/28/2019	STEPHENSSTEPHANIE A.	0123	No	\$229.88	101737
101738	06/28/2019	STEPHENSSTEPHANIE M.	0123	No	\$96.47	101738
101739	06/28/2019	STRATTONNANCY E.	0123	No	\$26.16	101739
101740	06/28/2019	SUNOCO LP	0123	No	\$1,213.73	101740

GREATER SOUTHERN TIER BOCES

Outstanding Check Listing
Bank Account: GeneralMT - M&T - General Fund

Check Number	Check Date	Remit To	Warrant	Fund	Recorded	Statement Date	Check Amount	Check Number
101741	06/28/2019	TOTH'S SPORTS	0123		No		\$107,072.00	101741
101742	06/28/2019	TRADEWIND CHILLERS	0123		No		\$3,550.00	101742
101743	06/28/2019	UGI ENERGY SERVICES, LLC	0123		No		\$1,227.48	101743
101744	06/28/2019	ULINE ATTN: ACCOUNTS RECEIVABLE	0123		No		\$1,870.21	101744
101745	06/28/2019	UNDERWOOD DISTRIBUTING CO	0123		No		\$143.90	101745
101746	06/28/2019	VASCO BRANDS INC	0123		No		\$47.75	101746
101747	06/28/2019	VOSS SIGNS, LLC	0123		No		\$375.85	101747
101748	06/28/2019	WILLIAMS/CYNTHIA.A.	0123		No		\$32.70	101748
101749	06/28/2019	WILSON/KRISTEN J.	0123		No		\$16.24	101749
101750	06/28/2019	XEROX CORPORATION	0123		No		\$18.77	101750
101751	06/28/2019	ZIMARILISA M.	0123		No		\$74.12	101751
Subtotal for Bank Account: GeneralMT - M&T - General Fund							\$2,672,001.10	
Grand Total							\$2,672,001.10	
Net							\$2,672,001.10	

Selection Criteria

Bank Account: GeneralMT
Check date is thru 06/30/2019
Checks Cleared/Voided Thru: 06/30/2019
Sort by: Check Number
Printed by TAMERA L. EDSALL

**JP Morgan Chase
GST Federal Fund
Treasurer's Monthly Report
for the period
From June 1, 2019 to June 30, 2019**

Total available balance as reported at the end of preceding period \$25,210.33

RECEIPTS DURING MONTH

(With breakdown of source including full amount of all short term loans)

Date	Source	Amount	
	Deposits and Credits plus Interest	\$812,774.32	
	Payroll & FICA/Med 6/29/19 PAYR Adj.	\$1,695.49	
	Void check(s)	\$0.00	
	Total Receipts	\$814,469.81	
	TOTAL Receipts, including balance		\$839,680.14

DISBURSEMENTS MADE DURING MONTH By Check

From Check No. 30528 to Check No. 30622	\$124,083.37	
Fedwire(s) Payroll	\$361,975.49	
Wire transfer(s) to General Fund cking	\$79,515.73	
Wire Transfer from Fed Fund Checking (interest Earnings)	\$278.88	
Wire Transfer to TE Checking (Chase-So Tier Scholars)	\$750.00	
Transfer to Genreal Fund Checking (NYS Sales Tax 3/1-5/31/19)	\$4.35	
By Debit Charge (Total amount of checks issued & debit charges)	\$566,607.82	
TOTAL Cash Balance as shown by records		\$273,072.32

RECONCILIATION WITH BANK STATEMENT

Balance as given on bank statement, end of month	\$307,230.99	
Outstanding Checks	(\$35,854.16)	
Payroll Transfer in Transit	\$1,695.49	

TOTAL Available Balance \$273,072.32

(Must agree with Cash Balance above if there is a true reconciliation)

Received by the Board of Education and entered as a part of the
Minutes of the Board meeting held August 6 , 2019.

Kathleen Taylor
CLERK OF BOARD OF EDUCATION

This is to certify that the above Cash
Balance is in agreement with my bank
statement, as reconciled.


TREASURER OF SCHOOL DISTRICT

GREATER SOUTHERN TIER BOCES

Budget Status Report As Of: 06/30/2019

Fiscal Year: 2019

Fund: F SPECIAL AID FUND

Budget Account	Description	Initial Appropriation	Adjustments	Current Appropriation	Year-to-Date Expenditures	Encumbrance Outstanding	Unencumbered Balance	Available Balance
801.019	EXTENDED SCHOOL YEAR W/ BT BOCES	2,730.00	0.00	2,730.00	2,730.00	0.00	0.00	0.00
801.119	ESY 1:1 AIDES W/ BT BOCES	2,514.96	0.00	2,514.96	2,514.96	0.00	0.00	0.00
802.019	CONSERVATION CORPS	26,000.00	0.00	26,000.00	23,472.93	0.00	2,527.07	2,527.07
803.019	COMMUNITY FOUNDATION GRANT	1,000.00	0.00	1,000.00	674.80	0.00	325.20	325.20
804.019	WIA TITLE II INCARCERATED	250,000.00	0.00	250,000.00	207,069.17	0.00	42,930.83	42,930.83
805.505	ADULT EDUCATION	2,885,515.00	0.00	2,885,515.00	2,789,096.64	0.00	96,418.36	96,418.36
807.019	SUMMER EXPERIENCE CAMPS	195,000.00	3,454.28	198,454.28	182,316.80	0.00	16,137.48	16,137.48
809.019	SOUTHERN TIER SCHOLARS	23,903.01	5,850.00	29,753.01	3,900.10	0.00	25,852.91	25,852.91
810.019	FOOD STAMP EMPLOY & TRNG-CHEMUNG	30,000.00	0.00	30,000.00	30,000.00	0.00	0.00	0.00
821.018	TABE TESTING - STEUBEN	10,000.00	0.00	10,000.00	9,254.69	0.00	745.31	745.31
821.019	TABE TESTING - STEUBEN	20,000.00	0.00	20,000.00	10,212.47	0.00	9,787.53	9,787.53
822.019	LITERACY ZONE	125,000.00	0.00	125,000.00	110,925.21	0.00	14,074.79	14,074.79
823.019	STATEWIDE SCHOOL FINANCE CONSORTIUM	11,250.00	0.00	11,250.00	11,250.00	0.00	0.00	0.00
830.019	SCHOOL LIBRARY SYSTEM	150,956.00	125,877.00	276,833.00	199,458.00	0.00	77,375.00	77,375.00
831.019	RSE-TASC PART II	510,226.00	0.00	510,226.00	321,006.52	0.00	189,219.48	189,219.48
832.019	RSE-TASC PART I	1,365,846.00	0.00	1,365,846.00	944,376.00	0.00	421,470.00	421,470.00
835.019	ADULT BASIC EDUCATION	100,000.00	0.00	100,000.00	100,716.59	0.00	-716.59	-716.59
837.019	SUMMER SCHOOL MULTI OPT	1,302,980.00	0.00	1,302,980.00	1,338,696.58	0.00	-35,716.58	-35,716.58
837.119	SUMMER SCHOOL MULTI OPT 1:1 AIDES	292,788.00	0.00	292,788.00	189,043.42	0.00	103,744.58	103,744.58
837.219	SUMMER SCHOOL MULTI OPT LPN	25,264.00	0.00	25,264.00	15,891.00	0.00	9,373.00	9,373.00
847.019	STAC	500,000.00	0.00	500,000.00	224,509.36	0.00	275,490.64	275,490.64
848.019	EA - EQUIVALENT ATTENDANCE	45,000.00	0.00	45,000.00	48,039.91	0.00	-3,039.91	-3,039.91
849.019	EPE (EMPLOY PREP EDUCATION)	424,997.00	-39,132.00	385,865.00	279,825.17	0.00	106,039.83	106,039.83
850.019	TEACHER CENTER	167,417.00	0.00	167,417.00	162,915.00	0.00	4,502.00	4,502.00
852.019	PERKINS IV/CTEIA	287,943.00	0.00	287,943.00	273,675.34	0.00	14,267.66	14,267.66
853.019	IDEA PART B DISC MEDICAID REIMB 2	90,727.00	0.00	90,727.00	83,905.18	0.00	6,821.82	6,821.82
855.019	OMH OFFICE OF MENTAL HEALTH	38,642.00	0.00	38,642.00	23,907.11	0.00	14,734.89	14,734.89
857.019	SO TIER SCIFAIR	11,191.97	0.00	11,191.97	11,191.97	0.00	0.00	0.00
861.019	EXTENDED SCHOOL YEAR W/ C-A BOCES	12,660.00	0.00	12,660.00	12,660.00	0.00	0.00	0.00
861.119	ESY 1:1 AIDES W/ C-A BOCES	17,382.60	0.00	17,382.60	17,382.60	0.00	0.00	0.00
871.019	CATEGORICAL AID FOR AUTOMATION	15,096.00	11,649.00	26,745.00	17,779.00	0.00	8,966.00	8,966.00
877.018	NEG & DEL-ELMIRA & BATH	0.00	0.00	0.00	0.00	0.00	0.00	0.00
877.019	NEG & DEL-ELMIRA & BATH	50,797.00	2,911.00	53,708.00	46,614.07	0.00	7,093.93	7,093.93
881.019	SUMMER OF INNOVATION FUNDING	1,275.06	0.00	1,275.06	0.00	0.00	1,275.06	1,275.06
895.018	NY AGRICULTURE EDUCATION FFA W/ COR	438.59	0.00	438.59	438.59	0.00	0.00	0.00
895.019	NY AGRICULTURE EDUCATION W/ CORNELL	2,500.00	0.00	2,500.00	2,500.00	0.00	0.00	0.00
897.018	TABE TESTING - SCHUYLER COUNTY	8,740.00	0.00	8,740.00	1,719.67	0.00	7,020.33	7,020.33
897.019	TABE TESTING - SCHUYLER COUNTY	10,000.00	0.00	10,000.00	2,196.77	0.00	7,803.23	7,803.23
898.019	EXTENDED SCHOOL YEAR W/ MONROE #1	24,135.00	0.00	24,135.00	24,135.00	0.00	0.00	0.00
898.119	ESY 1:1 AIDES W/ MONROE #1	9,720.00	0.00	9,720.00	9,720.00	0.00	0.00	0.00

GREATER SOUTHERN TIER BOCES

Budget Status Report As Of: 06/30/2019

Fiscal Year: 2019

Fund: F SPECIAL AID FUND

Budget Account	Description	Initial Appropriation	Adjustments	Current Appropriation	Year-to-Date Expenditures	Encumbrance Outstanding	Unencumbered Balance	Available Balance
951.000 COMP H/W SCT		646.00	1,208.00	1,854.00	1,853.22	0.00	0.78	0.78
Total SPECIAL AID FUND		9,050,281.19	111,817.28	9,162,098.47	7,737,573.84	0.00	1,424,524.63	1,424,524.63

GREATER SOUTHERN TIER BOCES

Budget Status Report As Of: 06/30/2019

Fiscal Year: 2019

Fund: F SPECIAL AID FUND

Selection Criteria

Criteria Name: Last Run

Fund: F

Budget type: Current Year

As Of Date: 06/30/2019

Suppress Budget Accounts with no activity

Print Summary Only

Sort by: Fund/Service

Printed by Janice Conley

GREATER SOUTHERN TIER BOCES

Revenue Status Report As Of: 06/30/2019

Fiscal Year: 2019

Fund: F SPECIAL AID FUND

Revenue Account	Service	Description	Original Estimate	Adjustments	Current Estimate	Year-to-Date	Anticipated Balance	Excess Revenue
801.019 EXTENDED SCHOOL YEAR W/ BT BOCES								
2252-000	Srvce Chrgs to Component Dist		0.00	2,730.00	2,730.00	2,730.00	0.00	0.00
Subtotal of 801.019 EXTENDED SCHOOL YEAR W/ BT BOCES			0.00	2,730.00	2,730.00	2,730.00	0.00	0.00
801.119 ESY 1:1 AIDES W/ BT BOCES								
2252-000	Srvce Chrgs to Component Dist		0.00	2,514.96	2,514.96	2,514.96	0.00	0.00
Subtotal of 801.119 ESY 1:1 AIDES W/ BT BOCES			0.00	2,514.96	2,514.96	2,514.96	0.00	0.00
802.019 CONSERVATION CORPS								
2770-000	Unclassified Revenues		0.00	0.00	0.00	23,472.93	0.00	23,472.93
Subtotal of 802.019 CONSERVATION CORPS			0.00	0.00	0.00	23,472.93	0.00	23,472.93
803.019 COMMUNITY FOUNDATION GRANT								
2770-000	Unclassified Revenues		0.00	0.00	0.00	674.80	0.00	674.80
Subtotal of 803.019 COMMUNITY FOUNDATION GRANT			0.00	0.00	0.00	674.80	0.00	674.80
804.019 WIA TITLE II INCARCERATED								
4170-000	Adult Basic Education		0.00	0.00	0.00	187,277.00	0.00	187,277.00
Subtotal of 804.019 WIA TITLE II INCARCERATED			0.00	0.00	0.00	187,277.00	0.00	187,277.00
805.505 ADULT EDUCATION								
2701-000	Refund of Prior Years' Expense		0.00	0.00	0.00	1,559.51	0.00	1,559.51
2770-000	Unclassified Revenues		0.00	0.00	0.00	10,844.04	0.00	10,844.04
2770-402	MISC REV - GED ASHEP		0.00	0.00	0.00	376,000.00	0.00	376,000.00
4289-000	Other Federal Aid		0.00	0.00	0.00	68,250.00	0.00	68,250.00
4790-000	Job Training Partnership Act		0.00	0.00	0.00	150,141.00	0.00	150,141.00
4790-001	COMMUNITY EDUCATION		0.00	0.00	0.00	23,076.60	0.00	23,076.60
4790-002	PELL LPN BUSH		0.00	0.00	0.00	181,300.14	0.00	181,300.14
4790-008	PELL LPN CPRS PT		0.00	0.00	0.00	114,174.00	0.00	114,174.00
4790-010	ADULT ED ELECTRIC/HVAC		0.00	0.00	0.00	36,267.50	0.00	36,267.50
4790-011	ADULT ED METAL TRADES		0.00	0.00	0.00	4,292.00	0.00	4,292.00
4790-012	ADULT ED COSMETOLOGY		0.00	0.00	0.00	35,521.26	0.00	35,521.26
4790-013	DAY ADULT		0.00	0.00	0.00	1,544.85	0.00	1,544.85
4790-014	LPN TUITION CPRS PT		0.00	0.00	0.00	55,088.63	0.00	55,088.63
4790-015	LPN TUITION BUSH		0.00	0.00	0.00	164,805.49	0.00	164,805.49
4790-019	LPN PATRON SERVICE		0.00	0.00	0.00	14,016.00	0.00	14,016.00
4790-020	ADULT ED HEALTH TRADES		0.00	0.00	0.00	217,412.86	0.00	217,412.86
4790-021	ADULT ED CDL/HEAVY EQUIP		0.00	0.00	0.00	73,973.00	0.00	73,973.00
4790-025	ADULT ED NAIL TECH		0.00	0.00	0.00	-150.00	150.00	0.00

* Estimated revenue for Carryover Encumbrances from the prior fiscal year will not be realized.

These are estimates to balance the budget

GREATER SOUTHERN TIER BOCES

Revenue Status Report As Of: 06/30/2019

Fiscal Year: 2019

Fund: F SPECIAL AID FUND

Revenue Account	Service	Description	Original Estimate	Adjustments	Current Estimate	Year-to-Date	Anticipated Balance	Excess Revenue
4790-027	ADULT ED SECURITY GUARD		0.00	0.00	0.00	2,700.00	0.00	2,700.00
4790-028	ADULT ED DRIVER EDUCATION		0.00	0.00	0.00	11,455.00	0.00	11,455.00
4790-030	ADULT ED ESTHETICS		0.00	0.00	0.00	40,844.15	0.00	40,844.15
4790-032	ADULT ED GED TESTING		0.00	0.00	0.00	6,800.00	0.00	6,800.00
4790-033	ADULT ED WELDING		0.00	0.00	0.00	59,447.00	0.00	59,447.00
4790-034	LPN TUITION CPRS PT SL		0.00	0.00	0.00	164,121.24	0.00	164,121.24
4790-035	LPN TUITION BUSH SL		0.00	0.00	0.00	364,846.50	0.00	364,846.50
4790-050	ESTHETICS TUITION PELL		0.00	0.00	0.00	27,932.60	0.00	27,932.60
4790-051	ESTHETICS TUITION SL		0.00	0.00	0.00	27,851.90	0.00	27,851.90
4790-056	COSMO BUSH PELL		0.00	0.00	0.00	32,379.50	0.00	32,379.50
4790-057	COSMO BUSH SL		0.00	0.00	0.00	16,193.00	0.00	16,193.00
4790-059	WELDING - BUSH SL		0.00	0.00	0.00	14,288.00	0.00	14,288.00
4790-060	COSMO CPRS PELL		0.00	0.00	0.00	18,820.00	0.00	18,820.00
4790-061	COSMO CPRS SL		0.00	0.00	0.00	27,871.00	0.00	27,871.00
4790-100	B/I ANCHOR GLASS		0.00	0.00	0.00	7,300.00	0.00	7,300.00
4790-134	ADULT ED AUTO TECH		0.00	0.00	0.00	3,825.00	0.00	3,825.00
4790-212	ADULT ED COSMETOLOGY CPRS		0.00	0.00	0.00	16,127.04	0.00	16,127.04
	Subtotal of 805.505 ADULT EDUCATION		0.00	0.00	0.00	2,370,918.81	150.00	2,371,068.81
807.019	SUMMER EXPERIENCE CAMPS							
2770-000	Unclassified Revenues		0.00	0.00	0.00	182,316.80	0.00	182,316.80
	Subtotal of 807.019 SUMMER EXPERIENCE CAMPS		0.00	0.00	0.00	182,316.80	0.00	182,316.80
809.019	SOUTHERN TIER SCHOLARS							
2705-000	Gifts and Donations		0.00	0.00	0.00	3,900.10	0.00	3,900.10
	Subtotal of 809.019 SOUTHERN TIER SCHOLARS		0.00	0.00	0.00	3,900.10	0.00	3,900.10
810.019	FOOD STAMP EMPLOY & TRNG-CHEMUNG							
2770-000	Unclassified Revenues		0.00	0.00	0.00	30,000.00	0.00	30,000.00
	Subtotal of 810.019 FOOD STAMP EMPLOY & TRNG-CHEMUNG		0.00	0.00	0.00	30,000.00	0.00	30,000.00
821.018	TABE TESTING - STEUBEN							
2770-000	Unclassified Revenues		0.00	0.00	0.00	10,000.00	0.00	10,000.00
	Subtotal of 821.018 TABE TESTING - STEUBEN		0.00	0.00	0.00	10,000.00	0.00	10,000.00
821.019	TABE TESTING - STEUBEN							
2770-000	Unclassified Revenues		0.00	0.00	0.00	10,000.00	0.00	10,000.00
	Subtotal of 821.019 TABE TESTING - STEUBEN		0.00	0.00	0.00	10,000.00	0.00	10,000.00

* Estimated revenue for Carryover Encumbrances from the prior fiscal year will not be realized.

These are estimates to balance the budget

GREATER SOUTHERN TIER BOCES

Revenue Status Report As Of: 06/30/2019

Fiscal Year: 2019

Fund: F SPECIAL AID FUND

Revenue Account	Service	Description	Original Estimate	Adjustments	Current Estimate	Year-to-Date	Anticipated Balance	Excess Revenue
822.019 LITERACY ZONE								
4170-000	Adult Basic Education		0.00	0.00	0.00	93,392.00	0.00	93,392.00
Subtotal of 822.019 LITERACY ZONE			0.00	0.00	0.00	93,392.00	0.00	93,392.00
823.019 STATEWIDE SCHOOL FINANCE CONSORT								
2770-000	Unclassified Revenues		0.00	0.00	0.00	11,250.00	0.00	11,250.00
Subtotal of 823.019 STATEWIDE SCHOOL FINANCE CONSORT			0.00	0.00	0.00	11,250.00	0.00	11,250.00
830.019 SCHOOL LIBRARY SYSTEM								
4219-000	ESEA, IVB, Library & Learn Res		0.00	0.00	0.00	199,458.00	0.00	199,458.00
Subtotal of 830.019 SCHOOL LIBRARY SYSTEM			0.00	0.00	0.00	199,458.00	0.00	199,458.00
831.019 RSE-TASC PART II								
3289-000	Other State Aid		0.00	0.00	0.00	244,739.00	0.00	244,739.00
Subtotal of 831.019 RSE-TASC PART II			0.00	0.00	0.00	244,739.00	0.00	244,739.00
832.019 RSE-TASC PART I								
3289-000	Other State Aid		0.00	0.00	0.00	944,376.00	0.00	944,376.00
Subtotal of 832.019 RSE-TASC PART I			0.00	0.00	0.00	944,376.00	0.00	944,376.00
835.019 ADULT BASIC EDUCATION								
4170-000	Adult Basic Education		0.00	0.00	0.00	83,767.00	0.00	83,767.00
Subtotal of 835.019 ADULT BASIC EDUCATION			0.00	0.00	0.00	83,767.00	0.00	83,767.00
837.019 SUMMER SCHOOL MULTI OPT								
2252-000	Srvc Chrgs to Component Dist		1,257,060.00	10,952.54	1,268,012.54	1,268,012.54	0.00	0.00
2254-000	Srvc Chrgs to Other BOCES		45,920.00	24,488.00	70,408.00	70,408.00	0.00	0.00
2705-000	Gifts and Donations		0.00	0.00	0.00	276.04	0.00	276.04
Subtotal of 837.019 SUMMER SCHOOL MULTI OPT			1,302,980.00	35,440.54	1,338,420.54	1,338,696.58	0.00	276.04
837.119 SUMMER SCHOOL MULTI OPT 1:1 AIDE								
2252-000	Srvc Chrgs to Component Dist		276,522.00	-97,666.58	178,855.42	178,855.42	0.00	0.00
2254-000	Srvc Chrgs to Other BOCES		16,266.00	-6,078.00	10,188.00	10,188.00	0.00	0.00
Subtotal of 837.119 SUMMER SCHOOL MULTI OPT 1:1 AIDE			292,788.00	-103,744.58	189,043.42	189,043.42	0.00	0.00
837.219 SUMMER SCHOOL MULTI OPT LPN								
2252-000	Srvc Chrgs to Component Dist		25,264.00	-9,373.00	15,891.00	15,891.00	0.00	0.00
Subtotal of 837.219 SUMMER SCHOOL MULTI OPT LPN			25,264.00	-9,373.00	15,891.00	15,891.00	0.00	0.00

* Estimated revenue for Carryover Encumbrances from the prior fiscal year will not be realized.

These are estimates to balance the budget

GREATER SOUTHERN TIER BOCES

Revenue Status Report As Of: 06/30/2019

Fiscal Year: 2019

Fund: F SPECIAL AID FUND

Revenue Account	Service	Description	Original Estimate	Adjustments	Current Estimate	Year-to-Date	Anticipated Balance	Excess Revenue
847.019 STAC								
2770-000	Unclassified Revenues		0.00	0.00	0.00	66,317.00	0.00	66,317.00
2770-001	UNCLASSIFIED REV		0.00	0.00	0.00	73,767.00	0.00	73,767.00
	Subtotal of 847.019 STAC		0.00	0.00	0.00	140,084.00	0.00	140,084.00
848.019 EA - EQUIVALENT ATTENDANCE								
2770-000	Unclassified Revenues		0.00	0.00	0.00	27,576.55	0.00	27,576.55
	Subtotal of 848.019 EA - EQUIVALENT ATTENDANCE		0.00	0.00	0.00	27,576.55	0.00	27,576.55
849.019 EPE (EMPLOY PREP EDUCATION)								
3281-000	EPE		0.00	0.00	0.00	158,635.12	0.00	158,635.12
	Subtotal of 849.019 EPE (EMPLOY PREP EDUCATION)		0.00	0.00	0.00	158,635.12	0.00	158,635.12
850.019 TEACHER CENTER								
3289-000	Other State Aid		0.00	0.00	0.00	139,593.00	0.00	139,593.00
	Subtotal of 850.019 TEACHER CENTER		0.00	0.00	0.00	139,593.00	0.00	139,593.00
852.019 PERKINS IV/CTEIA								
4289-000	Other Federal Aid		0.00	0.00	0.00	259,148.00	0.00	259,148.00
	Subtotal of 852.019 PERKINS IV/CTEIA		0.00	0.00	0.00	259,148.00	0.00	259,148.00
853.019 IDEA PART B DISC MEDICAID REIMB								
3289-000	Other State Aid		0.00	0.00	0.00	61,611.67	0.00	61,611.67
	Subtotal of 853.019 IDEA PART B DISC MEDICAID REIMB		0.00	0.00	0.00	61,611.67	0.00	61,611.67
855.019 OMH OFFICE OF MENTAL HEALTH								
2770-000	Unclassified Revenues		0.00	0.00	0.00	23,907.11	0.00	23,907.11
	Subtotal of 855.019 OMH OFFICE OF MENTAL HEALTH		0.00	0.00	0.00	23,907.11	0.00	23,907.11
857.019 SO TIER SCIFAIR								
2770-000	Unclassified Revenues		0.00	0.00	0.00	11,191.97	0.00	11,191.97
	Subtotal of 857.019 SO TIER SCIFAIR		0.00	0.00	0.00	11,191.97	0.00	11,191.97
861.019 EXTENDED SCHOOL YEAR W/ C-A BOCE								
2252-000	Srvc Chrgs to Component Dist		0.00	12,660.00	12,660.00	12,660.00	0.00	0.00
	Subtotal of 861.019 EXTENDED SCHOOL YEAR W/ C-A BOCE		0.00	12,660.00	12,660.00	12,660.00	0.00	0.00
861.119 ESY 1:1 AIDES W/ C-A BOCES								
2252-000	Srvc Chrgs to Component Dist		0.00	17,382.60	17,382.60	17,382.60	0.00	0.00

* Estimated revenue for Carryover Encumbrances from the prior fiscal year will not be realized. These are estimates to balance the budget

GREATER SOUTHERN TIER BOCES

Revenue Status Report As Of: 06/30/2019

Fiscal Year: 2019

Fund: F SPECIAL AID FUND

Revenue Account	Service	Description	Original Estimate	Adjustments	Current Estimate	Year-to-Date	Anticipated Balance	Excess Revenue
Subtotal of 861.119 ESY 1:1 AIDES W/ C-A BOCES			0.00	17,382.60	17,382.60	17,382.60	0.00	0.00
871.019 CATEGORICAL AID FOR AUTOMATION								
4219-000	ESEA,IVB,Library & Learn Res		0.00	0.00	0.00	17,779.00	0.00	17,779.00
Subtotal of 871.019 CATEGORICAL AID FOR AUTOMATION			0.00	0.00	0.00	17,779.00	0.00	17,779.00
877.019 NEG & DEL-ELMIRA & BATH								
2770-000	Unclassified Revenues		0.00	0.00	0.00	32,225.00	0.00	32,225.00
2770-001	UNCLASSIFIED REV		0.00	0.00	0.00	21,483.00	0.00	21,483.00
Subtotal of 877.019 NEG & DEL-ELMIRA & BATH			0.00	0.00	0.00	53,708.00	0.00	53,708.00
881.019 SUMMER OF INNOVATION FUNDING								
2770-000	Unclassified Revenues		0.00	0.00	0.00	1,275.06	0.00	1,275.06
Subtotal of 881.019 SUMMER OF INNOVATION FUNDING			0.00	0.00	0.00	1,275.06	0.00	1,275.06
895.018 NY AGRICULTURE EDUCATION FFA W/								
2770-000	Unclassified Revenues		0.00	0.00	0.00	438.59	0.00	438.59
Subtotal of 895.018 NY AGRICULTURE EDUCATION FFA W/			0.00	0.00	0.00	438.59	0.00	438.59
895.019 NY AGRICULTURE EDUCATION W/ CORN								
2770-000	Unclassified Revenues		0.00	0.00	0.00	2,500.00	0.00	2,500.00
Subtotal of 895.019 NY AGRICULTURE EDUCATION W/ CORN			0.00	0.00	0.00	2,500.00	0.00	2,500.00
897.018 TABE TESTING - SCHUYLER COUNTY								
2770-000	Unclassified Revenues		0.00	0.00	0.00	1,820.00	0.00	1,820.00
Subtotal of 897.018 TABE TESTING - SCHUYLER COUNTY			0.00	0.00	0.00	1,820.00	0.00	1,820.00
897.019 TABE TESTING - SCHUYLER COUNTY								
2770-000	Unclassified Revenues		0.00	0.00	0.00	2,310.00	0.00	2,310.00
Subtotal of 897.019 TABE TESTING - SCHUYLER COUNTY			0.00	0.00	0.00	2,310.00	0.00	2,310.00
898.019 EXTENDED SCHOOL YEAR W/ MONROE #								
2252-000	Srvc Chrgs to Component Dist		0.00	24,135.00	24,135.00	24,135.00	0.00	0.00
Subtotal of 898.019 EXTENDED SCHOOL YEAR W/ MONROE #			0.00	24,135.00	24,135.00	24,135.00	0.00	0.00
898.119 ESY 1:1 AIDES W/ MONROE #1								
2252-000	Srvc Chrgs to Component Dist		0.00	9,720.00	9,720.00	9,720.00	0.00	0.00
Subtotal of 898.119 ESY 1:1 AIDES W/ MONROE #1			0.00	9,720.00	9,720.00	9,720.00	0.00	0.00

* Estimated revenue for Carryover Encumbrances from the prior fiscal year will not be realized.

These are estimates to balance the budget

GREATER SOUTHERN TIER BOCES

Revenue Status Report As Of: 06/30/2019

Fiscal Year: 2019

Fund: F SPECIAL AID FUND

Revenue Account	Service	Description	Original Estimate	Adjustments	Current Estimate	Year-to-Date	Anticipated Balance	Excess Revenue
951.000 COMP H/W SCT								
2770-000 Unclassified Revenues			0.00	0.00	0.00	1,853.22	0.00	1,853.22
Subtotal of 951.000 COMP H/W SCT			0.00	0.00	0.00	1,853.22	0.00	1,853.22
Total SPECIAL AID FUND			1,621,032.00	-8,534.48	1,612,497.52	6,911,747.29	150.00	5,299,399.77

Selection Criteria

Criteria Name: Last Run
As Of Date: 06/30/2019
Suppress revenue accounts with no activity
Print Summary Only
Sort by: Fund/Service/Revenue Code
Printed by Janice Conley

* Estimated revenue for Carryover Encumbrances from the prior fiscal year will not be realized.

These are estimates to balance the budget

GREATER SOUTHERN TIER BOCES

Outstanding Check Listing
Bank Account: FederalChase - Chase - Federal

Check Number	Check Date	Remit To	Warrant	Fund	Recorded	Statement Date	Check Amount	Check Number
030377	04/04/2019	MCNANEYERIN B.	0093		No		\$27.47	030377
030417*	04/25/2019	MCNANEYERIN B.	0098		No		\$35.50	030417
030439*	05/09/2019	BUCKET BAR & GRILL	0102		No		\$400.00	030439
030448*	05/09/2019	HOVANEC/CASEY A.	0102		No		\$368.00	030448
030495*	05/16/2019	WRIGHT/KYLE S.	0104		No		\$66.50	030495
030507*	05/23/2019	NYS EDUCATION DEPARTMENT	0106		No		\$143.00	030507
030508	05/23/2019	NYS EDUCATION DEPARTMENT	0106		No		\$143.00	030508
030555*	06/13/2019	DEPARTMENT OF VETERANS AFFAIRS DEBT MANAGEMENT CENTER	0112		No		\$5,995.00	030555
030561*	06/13/2019	LOREN R. SMITH, INC.	0112		No		\$1,700.00	030561
030579*	06/14/2019	PIERCE/CAYLA N.	0114		No		\$147.00	030579
030587*	06/20/2019	BARNES & NOBLE INC.	0118		No		\$434.06	030587
030588	06/20/2019	CINTAS	0118		No		\$16.05	030588
030591*	06/20/2019	PRO ACTION OF STEUBEN AND YATES INC	0118		Yes		\$2,364.00	030591
030592	06/20/2019	TIGI	0118		No		\$509.60	030592
030593	06/20/2019	UNITED PARCEL SERVICE	0118		No		\$24.31	030593
030594	06/20/2019	XEROX CORPORATION	0118		No		\$1,318.83	030594
030595	06/27/2019	CAMPBELL-SAVONA CSD LUNCH FUND	0121		No		\$2,917.93	030595
030596	06/27/2019	CHEMUNG COUNTY CHAMBER OF COMMERCE	0121		No		\$18.00	030596
030597	06/27/2019	CNC CONCEPTS INC.	0121		No		\$2,128.90	030597
030598	06/27/2019	COLDIRON FUEL INC.	0121		No		\$69.70	030598
030599	06/27/2019	ELEVATED STRATEGIES	0121		No		\$150.00	030599
030600	06/27/2019	ELSTONNICOLE M.	0121		No		\$225.63	030600
030601	06/27/2019	GOODHEART WILLCOX PUBLISHER	0121		No		\$209.62	030601
030602	06/27/2019	HEINEMANN	0121		No		\$1,180.44	030602
030603	06/27/2019	HORSEHEADS CENTRAL SCHOOL DISTRICT ATTN: LINDA S. KLJEVONEIT, TREASURER	0121		No		\$30.00	030603
030604	06/27/2019	MALLETE/LAURA E.	0121		No		\$10.00	030604
030605	06/27/2019	MAUREEN DATA SYSTEMS INC	0121		No		\$3,683.42	030605
030606	06/27/2019	MORRIS/LAURA	0121		No		\$323.73	030606
030607	06/27/2019	MSC INDUSTRIAL SUPPLY CO	0121		No		\$2,859.19	030607
030608	06/27/2019	NHA	0121		No		\$1,230.08	030608
030609	06/27/2019	NICHOLSON/KECIA A.	0121		No		\$78.26	030609
030610	06/27/2019	PRAXAIR DISTRIBUTION, INC.	0121		No		\$48.23	030610
030611	06/27/2019	PROMETRIC LLC ATTN: INVOICE PROCESSING	0121		No		\$2,205.00	030611
030612	06/27/2019	ROMAN/MELISSA	0121		No		\$952.01	030612
030613	06/27/2019	SMITH/STACY A.	0121		No		\$421.29	030613
030614	06/27/2019	TIMOTHY DRISCOLL, CUSTODIAN	0121		No		\$88.18	030614
030615	06/27/2019	UNITED PARCEL SERVICE	0121		No		\$49.39	030615
030616	06/28/2019	BRAZIE/STACY L.	0123		No		\$361.34	030616
030617	06/28/2019	HOMWOOD SUITES BY HILTON	0123		No		\$226.00	030617
030618	06/28/2019	LARKIN/JENNIFER A.	0123		No		\$625.00	030618
030619	06/28/2019	MORRIS/LAURA	0123		No		\$108.50	030619

GREATER SOUTHERN TIER BOCES

Outstanding Check Listing

Bank Account: FederalChase - Chase - Federal

Check Number	Check Date	Remit To	Warrant	Fund	Recorded	Statement Date	Check Amount	Check Number
030620	06/28/2019	NATIONAL HEALTHCAREER ASSOCIATION	0123		No		\$1,638.00	030620
030621	06/28/2019	SUNY ONEONTA STUDENT ACCOUNTS OFFICE	0123		No		\$250.00	030621
030622	06/28/2019	VIDEO GENERAL INC.	0123		No		\$74.00	030622
Subtotal for Bank Account: FederalChase - Chase - Federal							\$35,854.16	
Grand Total							\$35,854.16	
Net							\$35,854.16	

Selection Criteria

Bank Account: FederalChase
 Check date is thru 06/30/2019
 Checks Cleared/Voided Thru: 06/30/2019
 Sort by: Check Number
 Printed by TAMERA L. EDSALL

CHASE BANK
GST Capital Fund Account
Treasurer's Monthly Report
From June 1, 2019 to June 30, 2019

Total available balance as reported at the end of preceding period \$1,187,591.62

RECEIPTS DURING MONTH

(With breakdown of source including full amount of all short term loans)

Date	Source	Amount	
	Deposits and Credits plus Interest	\$145.92	
	Void check(s)		
	Total Receipts	\$145.92	
	TOTAL Receipts, including balance		\$1,187,737.54

DISBURSEMENTS MADE DURING MONTH By Check

From Check No. 383 To Check No. 384	\$12,264.19	
Wires & Transfers		
By Debit Charge (Total amount of checks issued and debit charges)	\$12,264.19	
TOTAL Cash Balance		\$1,175,473.35

RECONCILIATION WITH BANK STATEMENT

Balance as given on bank statement, end of month	\$1,178,418.35
Less total of outstanding check	(\$2,945.00)

TOTAL Available Balance	
(Must agree with Cash Balance above if there is a true reconciliation)	\$1,175,473.35

Received by the Board of Education and entered as a part of the
 Minutes of the Board meeting held August 6, 2019.

Kathleen Taylor
 CLERK OF BOARD OF EDUCATION

This is to certify that the above Cash
 Balance is in agreement with my bank
 statement, as reconciled.


 TREASURER OF SCHOOL DISTRICT

GREATER SOUTHERN TIER BOCES

Budget Status Report As Of: 06/30/2019

Fiscal Year: 2019

Fund: H CAPITAL FUND

Budget Account	Description	Initial Appropriation	Adjustments	Current Appropriation	Year-to-Date Expenditures	Encumbrance Outstanding	Unencumbered Balance	Available Balance
780.032 BUSH BLDG 1 18-19 0001-025		-10,519.50	255,000.00	244,480.50	435,621.28	0.00	-191,140.78	-191,140.78
780.033 BUSH BLDG 8 19-20 0008-007		0.00	0.00	0.00	8,622.03	0.00	-8,622.03	-8,622.03
780.125 CPRS BLDG 3 18-19 0045-008		-11,672.30	289,000.00	277,327.70	51,481.68	0.00	225,846.02	225,846.02
780.126 CPRS BLDG 4 18-19 0046-005		-5,198.65	119,000.00	113,801.35	104,348.26	0.00	9,453.09	9,453.09
780.127 CPRS BLDG 3 19-20 0045-009		0.00	0.00	0.00	25,866.06	0.00	-25,866.06	-25,866.06
780.328 WW BLDG 3 18-19 0041-004		-22,736.69	544,000.00	521,263.31	141,305.66	0.00	379,957.65	379,957.65
780.329 WW BLDG 18 18-19 0059-004		-20,495.85	493,000.00	472,504.15	240,180.65	0.00	232,323.50	232,323.50
780.330 WW BLDG 3 19-20 0041-005		0.00	0.00	0.00	51,732.12	0.00	-51,732.12	-51,732.12
Total CAPITAL FUND		-70,622.99	1,700,000.00	1,629,377.01	1,059,157.74	0.00	570,219.27	570,219.27

GREATER SOUTHERN TIER BOCES

Budget Status Report As Of: 06/30/2019

Fiscal Year: 2019

Fund: H CAPITAL FUND

Selection Criteria

Criteria Name: Last Run

Fund: H

Budget type: Current Year

As Of Date: 06/30/2019

Suppress Budget Accounts with no activity

Print Summary Only

Sort by: Fund/Service

Printed by: Janice Contley

GREATER SOUTHERN TIER BOCES

Revenue Status Report As Of: 06/30/2019
Fiscal Year: 2019
Fund: H CAPITAL FUND

Revenue Account	Service	Description	Original Estimate	Adjustments	Current Estimate	Year-to-Date	Anticipated Balance	Excess Revenue
776.199 OPERATIONS & MAINTENANCE								
2401-000	Interest and Earnings		0.00	0.00	0.00	1,150.86	0.00	1,150.86
Subtotal of 776.199 OPERATIONS & MAINTENANCE			0.00	0.00	0.00	1,150.86	0.00	1,150.86
780.032 BUSH BLDG 1 18-19 0001-025								
5031-000	Interfund Revenues		0.00	0.00	0.00	255,000.00	0.00	255,000.00
Subtotal of 780.032 BUSH BLDG 1 18-19 0001-025			0.00	0.00	0.00	255,000.00	0.00	255,000.00
780.125 CPRS BLDG 3 18-19 0045-008								
5031-000	Interfund Revenues		0.00	0.00	0.00	289,000.00	0.00	289,000.00
Subtotal of 780.125 CPRS BLDG 3 18-19 0045-008			0.00	0.00	0.00	289,000.00	0.00	289,000.00
780.126 CPRS BLDG 4 18-19 0046-005								
5031-000	Interfund Revenues		0.00	0.00	0.00	119,000.00	0.00	119,000.00
Subtotal of 780.126 CPRS BLDG 4 18-19 0046-005			0.00	0.00	0.00	119,000.00	0.00	119,000.00
780.328 WW BLDG 3 18-19 0041-004								
5031-000	Interfund Revenues		0.00	0.00	0.00	544,000.00	0.00	544,000.00
Subtotal of 780.328 WW BLDG 3 18-19 0041-004			0.00	0.00	0.00	544,000.00	0.00	544,000.00
780.329 WW BLDG 18 18-19 0059-004								
5031-000	Interfund Revenues		0.00	0.00	0.00	493,000.00	0.00	493,000.00
Subtotal of 780.329 WW BLDG 18 18-19 0059-004			0.00	0.00	0.00	493,000.00	0.00	493,000.00
Total CAPITAL FUND			0.00	0.00	0.00	1,701,150.86	0.00	1,701,150.86

Selection Criteria

Criteria Name: Last Run
As Of Date: 06/30/2019
Suppress revenue accounts with no activity
Print Summary Only
Sort by: Fund/Service/Revenue Code
Printed by Janice Conley

* Estimated revenue for Carryover Encumbrances from the prior fiscal year will not be realized.
These are estimates to balance the budget

GREATER SOUTHERN TIER BOCES

Outstanding Check Listing
Bank Account: CapitalChase - Chase - Capital

Check Number	Check Date	Remit To	Warrant	Fund	Recorded	Statement Date	Check Amount	Check Number
000384	06/20/2019	KIMBLE INC.	0118		No		\$2,945.00	000384
Subtotal for Bank Account: CapitalChase - Chase - Capital								
							Grand Total	\$2,945.00
							Net	\$2,945.00

Selection Criteria

Bank Account: CapitalChase
Check date is thru 06/30/2019
Checks Cleared/Voided Thru: 06/30/2019
Sort by: Check Number
Printed by TAMERA L. EDSALL

CHASE BANK
GST Dental & Vision Account # xxx-xx1000
Treasurer's Monthly Report
for the period
From June 1, 2019 to June 30, 2019

Total available balance as reported at the end of preceding period \$200,938.25

RECEIPTS DURING MONTH

(With breakdown of source including full amount of all short term loans)

Date	Source	Amount	
	Deposits & Credits	\$ 67,424.00	
	Interest	\$ 17.79	
	Total Receipts, including balance		\$ 268,380.04

DISBURSEMENTS MADE DURING MONTH By Check

From Check No.	To Check No.	\$	-
Wires & Transfers		\$	19,447.90
Wires & Transfers		\$	2,592.12
Wires & Transfers			

By Debit Charge (Total amount of checks issued and debit charges)	\$	22,040.02	
TOTAL Cash Balance			\$246,340.02

RECONCILIATION WITH BANK STATEMENT

Balance as given on bank statement, end of month	\$	246,340.02	
Deposit in Transit	\$	-	
Less total of outstanding check	\$	-	
(Must agree with Cash Balance above if there is a true reconciliation)			\$ 246,340.02

Received by the Board of Education and entered as a part of the Minutes of the Board meeting held August 6, 2019

Kathleen Taylor
 CLERK OF BOARD OF EDUCATION

This is to certify that the above Cash Balance is in agreement with my bank statement, as reconciled.

Janice Conley
 TREASURER OF SCHOOL DISTRICT

**CHASE BANK
GST Premier Account
Treasurer's Monthly Report
for the period
From June 1, 2019 to June 30, 2019**

Total available balance as reported at the end of preceding period \$1,928,812.50

RECEIPTS DURING MONTH

(With breakdown of source including full amount of all short term loans)

Date	Source	Amount
	Deposits & Credits plus Interest	\$43,364,701.62
	Total Receipts	
	TOTAL Receipts, including balance	\$45,293,514.12

DISBURSEMENTS MADE DURING MONTH By Check

From Check No.	To Check No.	\$0.00
----------------	--------------	--------

Wires & Transfers	\$39,450,989.57
-------------------	-----------------

By Debit Charge (Total amount of checks issued and debit charges)	
TOTAL Cash Balance	\$5,842,524.55

RECONCILIATION WITH BANK STATEMENT

Balance as given on bank statement, end of month	\$5,842,524.55
--	----------------

TOTAL Available Balance	\$5,842,524.55
-------------------------	----------------

(Must agree with Cash Balance above if there is a true reconciliation)

Received by the Board of Education and entered as a part of the
Minutes of the Board meeting held August 6, 2019.

This is to certify that the above Cash
Balance is in agreement with my bank
statement, as reconciled.

Kathleen Taylor
CLERK OF BOARD OF EDUCATION


TREASURER OF SCHOOL DISTRICT

M & T BANK
GST Adult Ed Merchant
Treasurer's Monthly Report
for the period
From June 1, 2019 to June 30, 2019

Total available balance as reported at the end of preceding period \$23,227.52

RECEIPTS DURING MONTH

(With breakdown of source including full amount of all short term loans)

Date	Source	Amount
	Deposits & Credits plus Interest	\$23,882.96
	Total Receipts	
	TOTAL Receipts, including balance	\$47,110.48

DISBURSEMENTS MADE DURING MONTH

From Check No.	To Check No.	
	Transfer to Federal Fund Checking	\$20,000.00
	Transfer to General Fund Checking-SAVE Trng	\$185.00
By Debit Charge	(Total amount of checks issued and debit charges)	\$20,185.00
	TOTAL Cash Balance	\$26,925.48

RECONCILIATION WITH BANK STATEMENT


Balance as given on bank statement, end of month	\$26,925.48
Deposit in Transit	\$0.00
TOTAL Available Balance	\$26,925.48

(Must agree with Cash Balance above if there is a true reconciliation)

Received by the Board of Education and entered as a part of the
Minutes of the Board meeting held August 6, 2019.

Kathleen Taylor
CLERK OF BOARD OF EDUCATION

This is to certify that the above Cash
Balance is in agreement with my bank
statement, as reconciled.


TREASURER OF SCHOOL DISTRICT

**Chemung Canal Trust Company
Patron Account - Coopers Plains
Treasurer's Monthly Report
for the period
From June 1, 2019 to June 30, 2019**

Total available balance as reported at the end of preceding period \$834.07

RECEIPTS DURING MONTH

(With breakdown of source including full amount of all short term loans)

Date	Source	Amount	
	Deposits and Credits	\$2,056.79	
	Deposit in transit	\$0.00	
	Total Receipts	\$2,056.79	
	TOTAL Receipts, including balance		\$2,890.86

DISBURSEMENTS MADE DURING MONTH

By Check	
From Check No.1205 To Check No.1207	\$2,882.99
Deluxe Check/Acc.	

By Debit Charge (Total amount of checks issued and debit charges) \$2,882.99

TOTAL Cash Balance as shown by records \$7.87

RECONCILIATION WITH BANK STATEMENT

Balance as given on bank statement, end of month	\$ 1,254.46
Outstanding Check	\$ (1,246.59)
Deposit in Transit	
Net Balance in bank	\$ -


TOTAL Available Balance \$ 7.87

(Must agree with Cash Balance above if there is a true reconciliation)

Received by the Board of Education and entered as a part of the
Minutes of the Board meeting held August 6, 2019.

Kathleen Taylor
CLERK OF BOARD OF EDUCATION

This is to certify that the above Cash
Balance is in agreement with my bank
statement, as reconciled.


TREASURER OF SCHOOL DISTRICT

COOPERS

OUTSTANDING CHECKS 6/30/2019

date	ck number	amount
6/28/2019	1207	\$ 1,246.59

\$ 1,246.59

**Steuben Trust Company
Patron Account - Wildwood
Treasurer's Monthly Report
for the period
From June 1, 2019 to June 30, 2019**

Total available balance as reported at the end of preceding period \$0.00

RECEIPTS DURING THE MONTH

(With breakdown of source including full amount of all short term loans)

Date	Source	Amount	
	Deposits and Credits	\$10,738.32	
	Total Receipts	\$10,738.32	
	TOTAL Receipts, including balance		\$10,738.32

DISBURSEMENTS MADE DURING MONTH By Check

From Check No. 1209 To Check No. 1210	\$10,738.32
Returned deposit	
Returned deposit service charge	

TOTAL Cash Balance \$0.00

RECONCILIATION WITH BANK STATEMENT

Balance as given on bank statement, end of month	\$7,300.38
Less total of outstanding checks	(\$7,300.38)

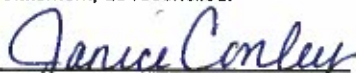
TOTAL Available Balance \$0.00

(Must agree with Cash Balance above if there is a true reconciliation)

Received by the Board of Education and entered as a part of the
Minutes of the Board meeting held August 6, 2019.

Kathleen Taylor
CLERK OF BOARD OF EDUCATION

This is to certify that the above Cash
Balance is in agreement with my bank
statement, as reconciled.


TREASURER OF SCHOOL DISTRICT

WILDWOOD
OUTSTANDING CHECKS 6/30/2019

date	ck number	amount
6/27/2019	1210	\$ 7,300.38

\$ 7,300.38

M & T BANK
GST Scholarship Funds Account
Treasurer's Monthly Report
for the period
From June 1, 2019 to June 30, 2019

Total available balance as reported at the end of preceding period \$34,854.36

RECEIPTS DURING MONTH

(With breakdown of source including full amount of all short term loans)

Date	Source	Amount	
	Deposits & Credits plus Interest	\$1,635.92	
	Transfer from Federal Fund for S.T. Scholars	\$750.00	
	Void check(s)	\$3,600.00	
	Total Receipts	\$5,985.92	
	TOTAL Receipts, including balance		\$40,840.28

DISBURSEMENTS MADE DURING MONTH By Check

From Check No. 1734 To Check No. 1836	\$18,050.52
Wires & Transfers	\$125.75

By Debit Charge (Total amount of checks issued and debit charges) \$18,176.27

TOTAL Cash Balance \$22,664.01

RECONCILIATION WITH BANK STATEMENT

Balance as given on bank statement, end of month	\$31,014.01
Less total of outstanding checks	(\$8,350.00)


TOTAL Available Balance \$22,664.01

(Must agree with Cash Balance above if there is a true reconciliation)

Received by the Board of Education and entered as a part of the
Minutes of the Board meeting held August 6, 2019.

Kathleen Taylor
CLERK OF BOARD OF EDUCATION

This is to certify that the above Cash
Balance is in agreement with my bank
statement, as reconciled.


TREASURER OF SCHOOL DISTRICT

GREATER SOUTHERN TIER BOCES

Outstanding Check Listing
Bank Account: MemorialMT - M&T - Memorial

Check Number	Check Date	Remit To	Warrant	Fund	Recorded	Statement Date	Check Amount	Check Number
001737	06/06/2019	HOUSEKNECHTDYLAN	0110		No		\$500.00	001737
001738	06/06/2019	KELLYEMMA	0110		No		\$600.00	001738
001739	06/06/2019	LUCKETTEBRIANNA	0110		No		\$250.00	001739
001741*	06/06/2019	ROORDAVALYSSA	0110		No		\$200.00	001741
001742	06/06/2019	ROORDAVALYSSA	0110		No		\$100.00	001742
001745*	06/06/2019	SIIECKARKSKIERIKA	0110		No		\$100.00	001745
001746	06/06/2019	TERPOLILLICANDICE	0110		No		\$250.00	001746
001747	06/06/2019	TOWNSONIMARY	0110		No		\$250.00	001747
001749*	06/06/2019	WAKEFIELDVASHLEY	0110		No		\$250.00	001749
001753*	06/13/2019	BROWNTRISTA	0112		No		\$100.00	001753
001754	06/13/2019	BROWNTRISTA	0112		No		\$500.00	001754
001755	06/13/2019	BROWNTRISTA	0112		No		\$100.00	001755
001756	06/13/2019	BROWNTRISTA	0112		No		\$100.00	001756
001759*	06/13/2019	COMBSIHARLEY	0112		No		\$100.00	001759
001760	06/13/2019	CONNERJOSHUA	0112		No		\$100.00	001760
001761	06/13/2019	CONNERJOSHUA	0112		No		\$100.00	001761
001764*	06/13/2019	FILLMOREBROOKE	0112		No		\$100.00	001764
001768*	06/13/2019	HOUSEKNECHTDYLAN	0112		No		\$1,500.00	001768
001771*	06/13/2019	KELLYEMMA	0112		No		\$200.00	001771
001774*	06/13/2019	KNIGHTBRIANNA	0112		No		\$500.00	001774
001782*	06/13/2019	SKINNERIPAIGE	0112		No		\$100.00	001782
001783	06/13/2019	SKINNERIPAIGE	0112		No		\$500.00	001783
001788*	06/13/2019	ALONZOWATALIA	0113		No		\$50.00	001788
001789	06/13/2019	ANTONIOIMARIA	0113		No		\$50.00	001789
001790	06/13/2019	BAKERDAVID	0113		No		\$50.00	001790
001791	06/13/2019	BARRYHAYDEN	0113		No		\$50.00	001791
001792	06/13/2019	BASKOFFJADYN	0113		No		\$50.00	001792
001793	06/13/2019	BREWSTERNOAH	0113		No		\$50.00	001793
001795*	06/13/2019	BUISCHHELIZABETH	0113		No		\$50.00	001795
001796	06/13/2019	BURDICKJODIE	0113		No		\$50.00	001796
001797	06/13/2019	BUTLEREMILY	0113		No		\$50.00	001797
001798	06/13/2019	CHEDZOYJOSEPH	0113		No		\$50.00	001798
001799	06/13/2019	CLIFFORDKATHLEEN	0113		No		\$50.00	001799
001801*	06/13/2019	DINGCAROLINE	0113		No		\$50.00	001801
001802	06/13/2019	DIRISIOIGRACE	0113		No		\$50.00	001802
001803	06/13/2019	FOSTERKIERSTEN	0113		No		\$50.00	001803
001806*	06/13/2019	GLICKJOANNA	0113		No		\$50.00	001806
001807	06/13/2019	GROFFKATHRYN	0113		No		\$50.00	001807
001808	06/13/2019	HEICHELKENNEDEY	0113		No		\$50.00	001808
001809	06/13/2019	HOLMESCALEN	0113		No		\$50.00	001809
001810	06/13/2019	HOPKINGJULIAN	0113		No		\$50.00	001810
001811	06/13/2019	HURSHINOAH	0113		No		\$50.00	001811
001812	06/13/2019	HYLANDSTEPHANIE	0113		No		\$50.00	001812

GREATER SOUTHERN TIER BOCES

Outstanding Check Listing
Bank Account: MemorialMT - M&T - Memorial

Check Number	Check Date	Remit To	Warrant	Fund	Recorded	Statement Date	Check Amount	Check Number
001813	06/13/2019	JONES\MACKENZIE	0113		No		\$50.00	001813
001814	06/13/2019	KELLY\ABBY	0113		No		\$50.00	001814
001815	06/13/2019	KNIGHT\BRIANNA	0113		No		\$50.00	001815
001818*	06/13/2019	MORRIS\CORINNE	0113		No		\$50.00	001818
001820*	06/13/2019	PAWLAK\COLE	0113		No		\$50.00	001820
001821	06/13/2019	PETERS\SADIE	0113		No		\$50.00	001821
001822	06/13/2019	RAAB\TRAVIS	0113		No		\$50.00	001822
001823	06/13/2019	SEXSMITH\CAMERON	0113		No		\$50.00	001823
001824	06/13/2019	SHAY\MARYGRACE	0113		No		\$50.00	001824
001826*	06/13/2019	SMITH\EMILY	0113		No		\$50.00	001826
001827	06/13/2019	STRAUB\HAYDN	0113		No		\$50.00	001827
001828	06/13/2019	SVOBODA\FAITH	0113		No		\$50.00	001828
001829	06/13/2019	TORMEY\HANNA	0113		No		\$50.00	001829
001830	06/13/2019	VANCAESEEE\CHLOE	0113		No		\$50.00	001830
001831	06/13/2019	WEITZEL\JAIDEN	0113		No		\$50.00	001831
001832	06/13/2019	WISNIEWSKI\MIKAELA	0113		No		\$50.00	001832
Subtotal for Bank Account: MemorialMT - M&T - Memorial							\$8,350.00	
							Net	\$8,350.00

Selection Criteria

Bank Account: MemorialMT
Check date is thru 06/30/2019
Checks Cleared/Voiced Thru: 06/30/2019
Sort by: Check Number
Printed by: TAMERA L. EDSALL

CHASE BANK
GST - T&A Memorial Fund Account
Treasurer's Monthly Report
for the period
From June 1, 2019 to June 30, 2019

Total available balance as reported at the end of preceding period \$32,744.02

RECEIPTS DURING MONTH

(With breakdown of source including full amount of all short term loans)

Date	Source	Amount	
	Deposits & Credits plus Interest	\$2.68	
	Total Receipts	\$2.68	
	TOTAL Receipts, including balance		\$32,746.70

DISBURSEMENTS MADE DURING MONTH By Check

From Check No. To Check No.

Wires & Transfers \$0.00

By Debit Charge (Total amount of checks issued and debit charges) \$0.00

TOTAL Cash Balance \$32,746.70

RECONCILIATION WITH BANK STATEMENT

Balance as given on bank statement, end of month \$32,746.70


TOTAL Available Balance \$32,746.70

(Must agree with Cash Balance above if there is a true reconciliation)

Received by the Board of Education and entered as a part of the
Minutes of the Board meeting held August 6, 2019.

This is to certify that the above Cash
Balance is in agreement with my bank
statement, as reconciled.

Kathleen Taylor
CLERK OF BOARD OF EDUCATION


TREASURER OF SCHOOL DISTRICT

**Steuben Trust Company
Bethesda Foundation Scholarship
Secondary & Adult Account
Treasurer's Monthly Report
for the period
From June 1, 2019 to June 30, 2019**

Total available balance as reported at the end of preceding period		\$5,670.83
RECEIPTS DURING MONTH		
(With breakdown of source including full amount of all short term loans)		
Date	Source	Amount
	Deposits and Interest	\$3,250.58
	Total Receipts	
	TOTAL Receipts, including balance	\$8,921.41
DISBURSEMENTS MADE DURING MONTH		
	By Check	
	From Check No.329 To Check No.335	\$4,700.00
	Total disbursements	\$4,700.00
	TOTAL Cash Balance as shown by records	\$4,221.41
RECONCILIATION WITH BANK STATEMENT		
	Balance as given on bank statement, end of month	\$8,021.41
	Less total of outstanding check	(\$3,800.00)
	TOTAL Cash Balance	\$4,221.41
	(Must agree with Cash Balance above if there is a true reconciliation)	

Received by the Board of Education and entered as a part of the
Minutes of the Board meeting held August 6, 2019.

Kathleen Taylor
CLERK OF BOARD OF EDUCATION

This is to certify that the above Cash
Balance is in agreement with my bank
statement, as reconciled.


TREASURER OF SCHOOL DISTRICT

GREATER SOUTHERN TIER BOCES

Outstanding Check Listing

Bank Account: TESU - Steuben - TE

Check Number	Check Date	Remit To	Warrant	Fund	Recorded	Statement Date	Check Amount	Check Number
000330	06/06/2019	SCHEESLEYRAY	0110		No		\$300.00	000330
000331	06/06/2019	SIECZKARSKI/ERIKA	0110		No		\$500.00	000331
000333*	06/14/2019	HANNETHAN	0116		No		\$600.00	000333
000334	06/14/2019	LIVINGSTON/SYDNEY	0116		No		\$1,200.00	000334
000335	06/14/2019	PETERS/SADIE	0116		No		\$1,200.00	000335
Subtotal for Bank Account: TESU - Steuben - TE							\$3,800.00	
							Net	\$3,800.00

Grand Total	\$3,800.00
Net	\$3,800.00

Selection Criteria

Bank Account: TESU
 Check date is thru 06/30/2019
 Checks Cleared/Voiced Thru: 06/30/2019
 Sort by: Check Number
 Printed by TAMERA L. EDSALL

BANCORP BANK
GST Flex/Benefit Card Account
Treasurer's Monthly Report
for the period
From June 1, 2019 to June 30, 2019

Total available balance as reported at the end of preceding period \$44,484.03

RECEIPTS DURING MONTH

(With breakdown of source including full amount of all short term loans)

Date	Source	Amount	
	Deposits & Credits plus Interest	\$45,158.53	
	Void Checks		
	Total Receipts	\$45,158.53	
	TOTAL Receipts, including balance		\$89,642.56

DISBURSEMENTS MADE DURING MONTH By Check

From Check No. To Check No.

Wires & Transfers

\$46,733.09

By Debit Charge (Total amount of checks issued and debit charges)

TOTAL Cash Balance

\$42,909.47

RECONCILIATION WITH BANK STATEMENT

Balance as given on bank statement, end of month

\$48,649.53

HRA/HCR in transit

(\$5,740.06)

TOTAL Available Balance

\$42,909.47

(Must agree with Cash Balance above if there is a true reconciliation)

Received by the Board of Education and entered as a part of the
Minutes of the Board meeting held August 6, 2019.

This is to certify that the above Cash
Balance is in agreement with my bank
statement, as reconciled.

Kathleen Taylor
CLERK OF BOARD OF EDUCATION


TREASURER OF SCHOOL DISTRICT

BANCORP.

OUTSTANDING CHECKS

<u>date</u>	<u>ck number</u>	<u>6/30/2019</u> <u>amount</u>
6/28/2019	HCR 740.00 HRA 3935.96	\$4,675.96
6/29/2019	HCR 46.86HRA 429.80	\$476.66
6/30/2019	HCR 4992 HRA 537.52	\$587.44
	Total	<u>\$5,740.06</u>

M & T BANK
GST Trust & Agency Account
Treasurer's Monthly Report
for the period
From June 1, 2019 to June 30, 2019

Total available balance as reported at the end of preceding period \$793,559.57

RECEIPTS DURING MONTH

(With breakdown of source including full amount of all short term loans)

Date	Source	Amount	
	Deposits & Interest	\$213,036.68	
	Void check(s)	\$0.00	
	Transfer from Payroll return of money to cover demand cks	\$5,000.00	
	Transfer from General Fund (Den/Vis/HRA/STD Mar-May)	\$97,380.12	
	Federal Deposit for pay 026, 027, 028, 029	\$361,975.49	
	General Deposit for Pay 026, 027, 029	\$8,358,637.40	
	Total Receipts	\$9,036,029.69	
	TOTAL Receipts, including balance		\$9,829,589.26

DISBURSEMENTS MADE DURING MONTH

	From Check No. 10079 To Check No. 10108	\$52,141.10	
	Consolidated Net Payroll(s) 026, 027, 028, 029	\$5,857,286.93	
	IRS USA Tax Payment(s)	\$2,041,879.32	
	Federal Deposit for Pay 032	\$1,695.49	
	New York State Withhold(s)	\$380,113.20	
	ERS	\$44,616.71	
	Omni	\$113,350.99	
	Support staff/EA Union wire	\$29,873.99	
	NYS Deferred Comp.	\$23,159.54	
	Wire to Chase Dental/Vision (May, June)	\$67,424.00	
	Wire to 5 Star Flex IMM 4th Q ADM, NU, EA, & TA HRA	\$150,030.97	
	Transfer to General Fund refund prior yrs den/vision	\$7,504.09	
	Transfer interest to General Fund	\$310.79	
	Transfer to General Fund due to Health Premiums 06/19	\$197,379.43	
	By Debit Charge (Total amount of checks issued and debit charges)	\$8,966,766.55	
	TOTAL Cash Balance		\$862,822.71

RECONCILIATION WITH BANK STATEMENT

	Balance as given on bank statement, end of month	\$931,982.52	
	Less total of outstanding checks	(\$67,464.32)	
	Payroll Transfer in Transit	(\$1,695.49)	
	TOTAL Available Balance		\$862,822.71

(Must agree with Cash Balance above if there is a true reconciliation)

Received by the Board of Education and entered as a part of the
Minutes of the Board meeting held August 6, 2019.

Kathleen Taylor

This is to certify that the above Cash
Balance is in agreement with my bank
statement, as reconciled.

Janice Conley
TREASURER OF SCHOOL DISTRICT

GREATER SOUTHERN TIER BOCES

Outstanding Check Listing
Bank Account: TAMT - M&T - TA Fund

Check Number	Check Date	Remit To	Warrant	Fund	Recorded	Statement Date	Check Amount	Check Number	
009983	02/21/2019	WALTON, ESTATE OF THOMAS L.	0080		No		\$147.68	009983	
010077*	05/30/2019	ESTATE OF JENNIE L BARNES	0107		No		\$62.39	010077	
010094*	06/20/2019	GST BOCES TEACHER AIDE ASSOCIATION KELLY HAKES, TREASURER	0117	TA	No		\$70.11	010094	
010101*	06/27/2019	CHEMUNG COUNTY SHERIFF DEPT	0120	TA	No		\$25.34	010101	
010103*	06/27/2019	NYS ASSESSMENT RECEIVABLES	0120	TA	No		\$210.45	010103	
010104	06/27/2019	NYS CHILD SUPPORT PROCESSING CENTER	0120	TA	No		\$372.53	010104	
010105	06/27/2019	SHERIFF OF STEUBEN COUNTY	0120	TA	No		\$31.64	010105	
010106	06/27/2019	UNITED WAY OF THE SOUTHERN TIER	0120	TA	No		\$202.78	010106	
010107	06/27/2019	ESTATE OF PHYLLIS MOFFAT	0121		No		\$109.34	010107	
010108	06/27/2019	GST BOCES FEDERAL FUND	0121		No		\$665.85	010108	
010109	06/28/2019	NYS TEACHERS RETIREMENT SYSTEM	0124	TA	No		\$20,949.50	010109	
1929ERS5	06/30/2019	NYS EMPLOYEES RETIREMENT SYSTEM	0124	TA	No		\$5,380.61	1929ERS5	
ARR0619C	06/30/2019	NYS EMPLOYEES RETIREMENT SYSTEM	0125	TA	No		\$726.42	ARR0619C	
LN0619COR	06/30/2019	NYS EMPLOYEES RETIREMENT SYSTEM	0125	TA	No		\$17,731.88	LN0619COR	
TIER4CORR	06/30/2019	NYS EMPLOYEES RETIREMENT SYSTEM	0126	TA	No		\$1,546.51	TIER4CORR	
TIER6CORR	06/30/2019	NYS EMPLOYEES RETIREMENT SYSTEM	0126	TA	No		\$19,231.29	TIER6CORR	
Subtotal for Bank Account: TAMT - M&T - TA Fund							Grand Total	\$67,464.32	
							Net	\$67,464.32	

Selection Criteria	
Grand Total	\$67,464.32
Net	\$67,464.32

Bank Account: TAMT
Check date is thru 06/30/2019
Checks Cleared/Voided Thru: 06/30/2019
Sort by: Check Number
Printed by TAMERA L. EDSALL

**Five Star Bank
GST Flex Account
Treasurer's Monthly Report
for the period
From June 1, 2019 to June 30, 2019**

Total available balance as reported at the end of preceding period \$45,486.36

RECEIPTS DURING MONTH

(With breakdown of source including full amount of all short term loans)

Date	Source	Amount	
	Deposits & Credits plus Interest	\$12,391.30	
	Transfer from 5-Star Flex IMM	\$50,000.00	
	Void check(s)/Stop Payment	\$0.00	
	SSCTA debit Bancorp reversals	\$531.60	
	Total Receipts	\$62,922.90	
	TOTAL Receipts, including balance		\$108,409.26

DISBURSEMENTS MADE DURING MONTH By Check

From Check No. 5912 To Check No. 5934	\$9,092.97
Wires & Transfers	\$45,158.53
Stop Payment Fee	\$0.00

By Debit Charge (Total amount of checks issued and debit charges) \$54,251.50

TOTAL Cash Balance \$54,157.76

RECONCILIATION WITH BANK STATEMENT

Balance as given on bank statement, end of month	\$56,017.41
Less total of outstanding check	(\$1,859.65)

(Should agree with Cash Balance ABOVE unless there are Undeposited funds in treasurer's hands)	\$54,157.76
Amount of receipts undeposited (add) (See reverse side of report)	

TOTAL Available Balance \$54,157.76

(Must agree with Cash Balance above if there is a true reconciliation)

Received by the Board of Education and entered as a part of the
Minutes of the Board meeting held August 6, 2019.

Kathleen Taylor
CLERK OF BOARD OF EDUCATION

This is to certify that the above Cash
Balance is in agreement with my bank
statement, as reconciled.


TREASURER OF SCHOOL DISTRICT

FIVE STAR FLEX CHECKING
OUTSTANDING CHECKS

6/30/2019

date	ck number	amount
6/24/2019	5924	\$ 255.96
6/24/2019	5925	\$ 700.00
6/24/2019	5927	\$ 120.02
6/24/2019	5929	\$ 36.69
6/24/2019	5930	\$ 149.98
6/24/2019	5933	\$ 597.00
		\$ 1,859.65

Five Star Bank
GST BOCES Flex Money Market Account
Treasurer's Monthly Report
for the period
From June 1, 2019 to June 30, 2019

Total available balance as reported at the end of preceding period \$1,430,977.02

RECEIPTS DURING MONTH

(With breakdown of source including full amount of all short term loans)

Date	Source	Amount	
	Deposits & Credits plus Interest	\$1,367.04	
	Wire From T&A for 4th Q NU, ADM, TA & EA	\$150,030.97	
	Total Receipts		
	TOTAL Receipts, including balance	\$151,398.01	\$1,582,375.03

DISBURSEMENTS MADE DURING MONTH By Check

From Check No.	To Check No.		
Wires & Transfers		\$50,000.00	
By Debit Charge	(Total amount of checks issued and debit charges)		
	TOTAL Cash Balance		\$1,532,375.03

RECONCILIATION WITH BANK STATEMENT

Balance as given on bank statement, end of month	\$1,532,375.03
Less total of outstanding check	
(Should agree with Cash Balance ABOVE unless there are Undeposited funds in treasurer's hands)	
Amount of receipts undeposited (add)	
(See reverse side of report)	

TOTAL Available Balance	
(Must agree with Cash Balance above if there is a true reconciliation)	\$1,532,375.03

Received by the Board of Education and entered as a part of the
Minutes of the Board meeting held August 6th, 2019.

Kathleen Taylor
CLERK OF BOARD OF EDUCATION

This is to certify that the above Cash
Balance is in agreement with my bank
statement, as reconciled.


TREASURER OF SCHOOL DISTRICT

Five Star Bank
GST BOCES General Fund MM Account
Treasurer's Monthly Report
for the period
From June 1, 2019 to June 30, 2019

Total available balance as reported at the end of preceding period \$1,010,499.32

RECEIPTS DURING MONTH

(With breakdown of source including full amount of all short term loans)

Date	Source	Amount
	Deposits & Credits plus Interest	\$968.97
	Total Receipts	
	TOTAL Receipts, including balance	\$1,011,468.29

DISBURSEMENTS MADE DURING MONTH By Check

From Check No. To Check No.

Wires & Transfers \$0.00

By Debit Charge (Total amount of checks issued and debit charges)
TOTAL Cash Balance \$1,011,468.29

RECONCILIATION WITH BANK STATEMENT

Balance as given on bank statement, end of month \$1,011,468.29

Transfer wire fees to be credited \$0.00

Less total of outstanding check \$0.00

(Should agree with Cash Balance ABOVE unless there are
Undeposited funds in treasurer's hands)

Amount of receipts undeposited (add)

(See reverse side of report)

TOTAL available balance \$1,011,468.29

(Must agree with Cash Balance above if there is a true reconciliation)

Received by the Board of Education and entered as a part of the
Minutes of the Board meeting held August 6, 2019.

Kathleen Taylor
CLERK OF BOARD OF EDUCATION

This is to certify that the above Cash
Balance is in agreement with my bank
statement, as reconciled.


TREASURER OF SCHOOL DISTRICT

M&T Bank
GST BOCES ESCROW-ODESSA-MONTOUR
Treasurer's Monthly Report
for the period
From June 1, 2019 to June 30, 2019

Total available balance as reported at the end of preceding period \$315.14

RECEIPTS DURING MONTH

(With breakdown of source including full amount of all short term loans)

Date	Source	Amount
	Deposits & Credits	\$0.00
	Interest	
TOTAL Receipts, including balance		\$315.14

DISBURSEMENTS MADE DURING MONTH By Check

Disbursements	\$315.14
By Debit Charge (Total amount of checks issued and debit charges)	\$315.14
TOTAL Cash Balance	\$0.00

RECONCILIATION WITH BANK STATEMENT


Balance as given on bank statement, end of month	\$0.00
Deposit in Transit	
Less total of outstanding check	
TOTAL Available Balance	\$0.00

(Must agree with Cash Balance above if there is a true reconciliation)

Received by the Board of Education and entered as a part of the
Minutes of the Board meeting held August 6, 2019

Kathleen Taylor
CLERK OF BOARD OF EDUCATION

This is to certify that the above Cash
Balance is in agreement with my bank
statement, as reconciled.


TREASURER OF SCHOOL DISTRICT

M&T Bank
GST BOCES ESCROW ODESSA-MONTOUR
Treasurer's Monthly Report
for the period
From June 1, 2019 to June 30, 2019

Total available balance as reported at the end of preceding period \$1,153.82

RECEIPTS DURING MONTH

(With breakdown of source including full amount of all short term loans)

Date	Source	Amount	
	Deposits & Credits	\$0.00	
	Interest	\$0.05	
TOTAL Receipts, including balance			\$1,153.87

DISBURSEMENTS MADE DURING MONTH By Check

Disbursements \$0.00

By Debit Charge (Total amount of checks issued and debit charges)

TOTAL Cash Balance \$1,153.87

RECONCILIATION WITH BANK STATEMENT

Balance as given on bank statement, end of month \$1,153.87

Deposit in Transit

Less total of outstanding check

TOTAL Available Balance \$1,153.87

(Must agree with Cash Balance above if there is a true reconciliation)

Received by the Board of Education and entered as a part of the
Minutes of the Board meeting held August 6, 2019

This is to certify that the above Cash
Balance is in agreement with my bank
statement, as reconciled.

Kathleen Taylor
CLERK OF BOARD OF EDUCATION


TREASURER OF SCHOOL DISTRICT

M&T Bank
GST BOCES ESCROW-ELMIRA
Treasurer's Monthly Report
for the period
From June 1, 2019 to June 30, 2019

Total available balance as reported at the end of preceding period \$3,597.99

RECEIPTS DURING MONTH

(With breakdown of source including full amount of all short term loans)

Date	Source	Amount
	Deposits & Credits	\$0.00
	Interest	
TOTAL Receipts, including balance		\$3,597.99

DISBURSEMENTS MADE DURING MONTH By Check

Disbursements

By Debit Charge (Total amount of checks issued and debit charges)	\$3,597.99
TOTAL Cash Balance	\$0.00


RECONCILIATION WITH BANK STATEMENT

Balance as given on bank statement, end of month	\$0.00
Deposit in Transit	
Less total of outstanding check	
TOTAL Available Balance	\$0.00
(Must agree with Cash Balance above if there is a true reconciliation)	

Received by the Board of Education and entered as a part of the
Minutes of the Board meeting held August 6, 2019

Kathleen Taylor
CLERK OF BOARD OF EDUCATION

This is to certify that the above Cash
Balance is in agreement with my bank
statement, as reconciled.


TREASURER OF SCHOOL DISTRICT

M&T Bank
GST BOCES ESCROW-ELMIRA
Treasurer's Monthly Report
for the period
From June 1, 2019 to June 30, 2019

Total available balance as reported at the end of preceding period \$1,000,202.21

RECEIPTS DURING MONTH

(With breakdown of source including full amount of all short term loans)

Date	Source	Amount
	Deposits & Credits	
	Interest	\$41.56
TOTAL Receipts, including balance		\$1,000,243.77

DISBURSEMENTS MADE DURING MONTH By Check

Disbursements \$188,895.00

By Debit Charge (Total amount of checks issued and debit charges)

TOTAL Cash Balance \$811,348.77

RECONCILIATION WITH BANK STATEMENT

Balance as given on bank statement, end of month \$811,348.77

Deposit in Transit

Less total of outstanding check

TOTAL Available Balance \$811,348.77
 (Must agree with Cash Balance above if there is a true reconciliation)

Received by the Board of Education and entered as a part of the
 Minutes of the Board meeting held August 6, 2019

Kathleen Taylor
 CLERK OF BOARD OF EDUCATION

This is to certify that the above Cash
 Balance is in agreement with my bank
 statement, as reconciled.


 TREASURER OF SCHOOL DISTRICT

M&T Bank
GST BOCES ESCROW-ADDISON
Treasurer's Monthly Report
for the period
From June 1, 2019 to June 30, 2019

Total available balance as reported at the end of preceding period \$1,382.15

RECEIPTS DURING MONTH

(With breakdown of source including full amount of all short term loans)

Date	Source	Amount
	Deposits & Credits	
	Interest	\$0.00
TOTAL Receipts, including balance		\$1,382.15

DISBURSEMENTS MADE DURING MONTH By Check

Disbursements	\$1,382.15
By Debit Charge (Total amount of checks issued and debit charges)	\$1,382.15
TOTAL Cash Balance	\$0.00

RECONCILIATION WITH BANK STATEMENT


Balance as given on bank statement, end of month	\$0.00
Deposit in Transit	
Less total of outstanding check	
TOTAL Available Balance	\$0.00

(Must agree with Cash Balance above if there is a true reconciliation)

Received by the Board of Education and entered as a part of the
Minutes of the Board meeting held August 6, 2019

Kathleen Taylor
CLERK OF BOARD OF EDUCATION

This is to certify that the above Cash
Balance is in agreement with my bank
statement, as reconciled.


TREASURER OF SCHOOL DISTRICT

M&T Bank
GST BOCES ESCROW-ADDISON
Treasurer's Monthly Report
for the period
From June 1, 2019 to June 30, 2019

Total available balance as reported at the end of preceding period \$115.61

RECEIPTS DURING MONTH

(With breakdown of source including full amount of all short term loans)

Date	Source	Amount
	Deposits & Credits	\$0.00
	Interest	
TOTAL Receipts, including balance		\$115.61

DISBURSEMENTS MADE DURING MONTH By Check

Disbursements

By Debit Charge (Total amount of checks issued and debit charges)	\$115.61	
TOTAL Cash Balance		\$0.00

RECONCILIATION WITH BANK STATEMENT


Balance as given on bank statement, end of month	\$0.00	
Deposit in Transit		
Less total of outstanding check		
TOTAL Available Balance		\$0.00

(Must agree with Cash Balance above if there is a true reconciliation)

Received by the Board of Education and entered as a part of the
Minutes of the Board meeting held August 6, 2019

Kathleen Taylor
CLERK OF BOARD OF EDUCATION

This is to certify that the above Cash
Balance is in agreement with my bank
statement, as reconciled.


TREASURER OF SCHOOL DISTRICT

M&T Bank
GST BOCES ESCROW-CORNING
Treasurer's Monthly Report
for the period
From June 1, 2019 to June 30, 2019

Total available balance as reported at the end of preceding period \$106.23

RECEIPTS DURING MONTH

Date	Source	Amount
	Deposits & Credits	\$0.00
	Interest	
TOTAL Receipts, including balance		\$106.23

DISBURSEMENTS MADE DURING MONTH By Check

Disbursements

By Debit Charge (Total amount of checks issued and debit charges)	\$106.23	
TOTAL Cash Balance		\$0.00


RECONCILIATION WITH BANK STATEMENT

Balance as given on bank statement, end of month	\$0.00	
Deposit in Transit		
Less total of outstanding check		
TOTAL Available Balance		
(Must agree with Cash Balance above if there is a true reconciliation)		\$0.00

Received by the Board of Education and entered as a part of the
Minutes of the Board meeting held August 6, 2019

Kathleen Taylor
CLERK OF BOARD OF EDUCATION

This is to certify that the above Cash
Balance is in agreement with my bank
statement, as reconciled.


TREASURER OF SCHOOL DISTRICT

M&T Bank
GST BOCES ESCROW-WATKINS GLEN
Treasurer's Monthly Report
for the period
From June 1, 2019 to June 30, 2019

Total available balance as reported at the end of preceding period \$21.28

RECEIPTS DURING MONTH

(With breakdown of source including full amount of all short term loans)

Date	Source	Amount
	Deposits & Credits	\$0.00
	Interest	
TOTAL Receipts, including balance		\$21.28

DISBURSEMENTS MADE DURING MONTH By Check

Disbursements	\$21.28
By Debit Charge (Total amount of checks issued and debit charges)	\$21.28
TOTAL Cash Balance	\$0.00

RECONCILIATION WITH BANK STATEMENT


Balance as given on bank statement, end of month	\$0.00
Deposit in Transit	
Less total of outstanding check	
TOTAL Available Balance	\$0.00

(Must agree with Cash Balance above if there is a true reconciliation)

Received by the Board of Education and entered as a part of the
 Minutes of the Board meeting held August 6, 2019

Kathleen Taylor
 CLERK OF BOARD OF EDUCATION

This is to certify that the above Cash
 Balance is in agreement with my bank
 statement, as reconciled.


 TREASURER OF SCHOOL DISTRICT

M&T Bank
 GST BOCES ESCROW-Elmira Heights
 Treasurer's Monthly Report
 for the period
 From June 1, 2019 to June 30, 2019

Total available balance as reported at the end of preceding period \$50,002.46

RECEIPTS DURING MONTH

(With breakdown of source including full amount of all short term loans)

Date	Source	Amount
	Deposits & Credits	
	Interest	\$1.42
TOTAL Receipts, including balance		\$50,003.88

DISBURSEMENTS MADE DURING MONTH By Check

Disbursements \$46,490.73

By Debit Charge (Total amount of checks issued and debit charges)

TOTAL Cash Balance \$3,513.15

RECONCILIATION WITH BANK STATEMENT

Balance as given on bank statement, end of month	\$3,513.15
Deposit in Transit	
Less total of outstanding check	

TOTAL Available Balance \$3,513.15

(Must agree with Cash Balance above if there is a true reconciliation)

Received by the Board of Education and entered as a part of the
 Minutes of the Board meeting held August 6, 2019

This is to certify that the above Cash
 Balance is in agreement with my bank
 statement, as reconciled.

Kathleen Taylor
 CLERK OF BOARD OF EDUCATION


 TREASURER OF SCHOOL DISTRICT

**M&T Bank
 GST BOCES ESCROW-ADDISON
 Treasurer's Monthly Report
 for the period
 From June 1, 2019 to June 30, 2019**

Total available balance as reported at the end of preceding period \$0.00

RECEIPTS DURING MONTH

(With breakdown of source including full amount of all short term loans)

Date	Source	Amount
	Deposits & Credits	\$250,006.98
	Interest	
TOTAL Receipts, including balance		\$250,006.98

DISBURSEMENTS MADE DURING MONTH By Check

Disbursements

By Debit Charge (Total amount of checks issued and debit charges)

TOTAL Cash Balance \$250,006.98

RECONCILIATION WITH BANK STATEMENT

Balance as given on bank statement, end of month	\$250,006.98
Deposit in Transit	
Less total of outstanding check	

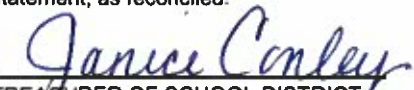
TOTAL Available Balance \$250,006.98

(Must agree with Cash Balance above if there is a true reconciliation)

Received by the Board of Education and entered as a part of the
 Minutes of the Board meeting held August 6, 2019

Kathleen Taylor
 CLERK OF BOARD OF EDUCATION

This is to certify that the above Cash
 Balance is in agreement with my bank
 statement, as reconciled.


 TREASURER OF SCHOOL DISTRICT

M&T Bank
GST BOCES ESCROW-ADDISON
Treasurer's Monthly Report
for the period
From June 1, 2019 to June 30, 2019

Total available balance as reported at the end of preceding period \$0.00

RECEIPTS DURING MONTH

(With breakdown of source including full amount of all short term loans)

Date	Source	Amount
	Deposits & Credits	\$100,002.79
	Interest	
TOTAL Receipts, including balance		\$100,002.79

DISBURSEMENTS MADE DURING MONTH By Check

Disbursements	\$0.00
By Debit Charge (Total amount of checks issued and debit charges)	
TOTAL Cash Balance	\$100,002.79


RECONCILIATION WITH BANK STATEMENT

Balance as given on bank statement, end of month	\$100,002.79
Deposit in Transit	
Less total of outstanding check	
TOTAL Available Balance	\$100,002.79
(Must agree with Cash Balance above if there is a true reconciliation)	

Received by the Board of Education and entered as a part of the
 Minutes of the Board meeting held August 6, 2019

Kathleen Taylor
 CLERK OF BOARD OF EDUCATION

This is to certify that the above Cash
 Balance is in agreement with my bank
 statement, as reconciled.


 TREASURER OF SCHOOL DISTRICT

**New York Liquid Asset Fund - Max Account
 NYLAF - Account
 Treasurer's Monthly Report
 for the period
 From June 1, 2019 to June 30, 2019**

Total available balance as reported at the end of preceding period \$3,124,641.96

RECEIPTS DURING MONTH

(With breakdown of source including full amount of all short term loans)

Date	Source	Amount
	Deposits & Credits	\$0.00
	Dividends/Interest	\$6,237.78
TOTAL Receipts, including balance		\$3,130,879.74

DISBURSEMENTS MADE DURING MONTH By Check

Disbursements	\$0.00
By Debit Charge (Total amount of checks issued and debit charges)	\$0.00
TOTAL Cash Balance	\$3,130,879.74

RECONCILIATION WITH BANK STATEMENT


Balance as given on bank statement, end of month	\$3,130,879.74
Deposit in Transit	
Less total of outstanding check	
TOTAL Available Balance	\$3,130,879.74

(Must agree with Cash Balance above if there is a true reconciliation)

Received by the Board of Education and entered as a part of the
 Minutes of the Board meeting held August 6, 2019

Kathleen Taylor
 CLERK OF BOARD OF EDUCATION

This is to certify that the above Cash
 Balance is in agreement with my bank
 statement, as reconciled.


 TREASURER OF SCHOOL DISTRICT

**New York Liquid Asset Fund - Max Account
 NYLAF - Account
 Treasurer's Monthly Report
 for the period
 From June 1, 2019 to June 30, 2019**

Total available balance as reported at the end of preceding period \$8,007,734.59

RECEIPTS DURING MONTH

(With breakdown of source including full amount of all short term loans)

Date	Source	Amount
	Deposits & Credits	\$3,700,000.00
	Dividends/Interest	\$15,998.88
TOTAL Receipts, including balance		\$11,723,733.47

DISBURSEMENTS MADE DURING MONTH By Check

Disbursements	\$7,400,000.00
By Debit Charge (Total amount of checks issued and debit charges)	\$7,400,000.00
TOTAL Cash Balance	\$4,323,733.47

RECONCILIATION WITH BANK STATEMENT

Balance as given on bank statement, end of month	\$4,323,733.47
Deposit in Transit	
Less total of outstanding check	
TOTAL Available Balance	\$4,323,733.47

(Must agree with Cash Balance above if there is a true reconciliation)

Received by the Board of Education and entered as a part of the
 Minutes of the Board meeting held August 6, 2019

Kathleen Taylor
 CLERK OF BOARD OF EDUCATION

This is to certify that the above Cash
 Balance is in agreement with my bank
 statement, as reconciled.


 TREASURER OF SCHOOL DISTRICT

M & T BANK
GST Payroll Account
Treasurer's Monthly Report
for the period
From June 1, 2019 to June 30, 2019

Total available balance as reported at the end of preceding period \$5,031.48

RECEIPTS DURING MONTH

(With breakdown of source including full amount of all short term loans)

Date	Source	Amount	
	Deposits and Credits plus Interest	\$5,857,291.94	
	Voided check(s) / Direct Deposit	\$9,226.03	
	Transfer from T&A to cover demand checks	\$0.00	
	Total Receipts	\$5,866,517.97	
	TOTAL Receipts, including balance		\$5,871,549.45

DISBURSEMENTS MADE DURING MONTH By Check

From Check No. 92120 to Check No. 92302	\$84,225.90
Payroll Direct Deposit Wire 026	\$1,214,757.21
Payroll Direct Deposit Wire 027	\$4,032,570.58
Payroll Direct Deposit Wire 028	\$ 534,959.27
Transfer back to T&A for demands	\$5,000.00
Transfer interest to General Fund	\$31.48

By Debit Charge (Total amount of checks issued and debit charges) \$5,871,544.44

TOTAL Cash Balance \$5.01

RECONCILIATION WITH BANK STATEMENT

Balance as given on bank statement, end of month	\$33,602.37
Less total of outstanding checks	(\$33,597.36)

TOTAL Available Balance \$5.01

(Must agree with Cash Balance above if there is a true reconciliation)

Received by the Board of Education and entered as a part of the
Minutes of the Board meeting held August 6, 2019.

Kathleen Taylor
CLERK OF BOARD OF EDUCATION

This is to certify that the above Cash
Balance is in agreement with my bank
statement, as reconciled.

Janice Conley
TREASURER OF SCHOOL DISTRICT

GREATER SOUTHERN TIER BOCES

Outstanding Check Listing

Bank Account: PayrollMT - M&T - Payroll

Check Number	Check Date	Remit To	Warrant	Fund	Recorded	Statement Date	Check Amount	Check Number
081644	12/10/2015	DALE TYLER E	No		No		\$26.27	081644
081916*	01/07/2016	COOLE JAMAL E.	No		No		\$24.24	081916
083468*	06/23/2016	FISCUS VASHLEY R.	No		No		\$24.94	083468
085878*	01/19/2017	DUFRAIN HEATHER M	No		No		\$15.63	085878
085886*	01/19/2017	ZIEGLER JAMES J	No		No		\$3.15	085886
085887	01/19/2017	HOPKINS SADIE L	No		No		\$6.30	085887
086040*	02/06/2017	SCANLON IELIZABETH	No		No		\$94.80	086040
086214*	03/08/2017	BLYRICHARD V	No		No		\$25.76	086214
086218*	03/09/2017	OLINNANCY J	No		No		\$6.30	086218
086219	03/09/2017	CORNELL DENEE M	No		No		\$32.32	086219
086225*	03/16/2017	HILL LINDSAY E.	No		No		\$3.15	086225
087880*	08/31/2017	COOLICAN SUSAN N.	No		No		\$109.39	087880
088339*	09/14/2017	RAAB VAMY S.	No		No		\$38.07	088339
088407*	09/14/2017	WOOD TRACY L.	No		No		\$40.31	088407
088537*	10/03/2017	MEAD LAWRENCE E	No		No		\$323.74	088537
089031*	12/21/2017	HOLBROOK KATHERINE A.	No		No		\$18.47	089031
089788*	04/26/2018	BUCKLEY MIRANDA J.	No		No		\$18.47	089788
089790*	04/26/2018	CARMAN CLARK JENNIFER D.	No		No		\$36.94	089790
089843*	05/10/2018	JENKINS JAWUAN J.	No		No		\$28.82	089843
089989*	06/07/2018	COOLE JAMAL E.	No		No		\$28.82	089989
090578*	08/16/2018	CICORA CHELSEA M.	No		No		\$10.92	090578
090579	08/16/2018	MULDOON KALEEN M.	No		No		\$30.70	090579
090756*	08/16/2018	BADEAU STEPHANIE R.	No		No		\$107.22	090756
090769*	08/30/2018	HERRERA CATHERINE A.	No		No		\$12.00	090769
090770	08/30/2018	WHITEMAN JOSHUA M.	No		No		\$2.10	090770
090793*	08/30/2018	MITCHELL MICHAEL T.	No		No		\$524.69	090793
091318*	11/21/2018	RANDALL TANNER J.	No		No		\$489.41	091318
091532*	01/31/2019	WALLEN BECK DANIEL J.	No		No		\$4.19	091532
091841*	04/11/2019	DUNN HEFFRON MATTHEW I.	No		No		\$41.01	091841
091891*	04/11/2019	SONSIRE JENNIFER R.	No		No		\$303.79	091891
091909*	04/25/2019	DUNN HEFFRON MATTHEW I.	No		No		\$20.50	091909
091954*	04/25/2019	SONSIRE JENNIFER R.	No		No		\$258.22	091954
091965*	05/09/2019	SWANIMELISSA L	No		No		\$4.58	091965
091993*	05/09/2019	DUNN HEFFRON MATTHEW I.	No		No		\$20.50	091993
092044*	05/09/2019	SONSIRE JENNIFER R.	No		No		\$151.89	092044
092050*	05/09/2019	WRIGHT KYLE S.	No		No		\$932.40	092050
092063*	05/23/2019	DUNN HEFFRON MATTHEW I.	No		No		\$30.76	092063
092089*	05/23/2019	GIGLIO CHARLOTTE L.	No		No		\$78.50	092089
092113*	05/23/2019	SONSIRE JENNIFER R.	No		No		\$303.79	092113
092118*	05/23/2019	WRIGHT KYLE S.	No		No		\$1,386.50	092118
092127*	06/06/2019	DENNIS MADISON V.	No		No		\$7.69	092127
092130*	06/06/2019	DUNN HEFFRON MATTHEW I.	No		No		\$20.50	092130
092152*	06/06/2019	CRANDALL KATHLEEN K.	No		No		\$54.95	092152

GREATER SOUTHERN TIER BOCES

Outstanding Check Listing

Bank Account: PayrollMT - M&T - Payroll

Check Number	Check Date	Remit To	Warrant	Fund	Recorded	Statement Date	Check Amount	Check Number
092158*	06/06/2019	GROVERIPADEN J.	No		No		\$30.76	092158
092161*	06/06/2019	KASTENHUBERJUDY	No		No		\$60.79	092161
092166*	06/06/2019	MARKSMARTHAD.	No		No		\$206.60	092166
092167	06/06/2019	MCEVOYPATRICIA M.	No		No		\$99.65	092167
092179*	06/06/2019	SONSIREJENNIFER R.	No		No		\$296.19	092179
092185*	06/06/2019	WRIGHTKYLE S.	No		No		\$1,256.76	092185
092192*	06/20/2019	BUSHNICKOLAI O.	No		No		\$61.50	092192
092193	06/20/2019	BUTTONITYLER M.	No		No		\$41.01	092193
092194	06/20/2019	CLARKBYRON R.	No		No		\$76.88	092194
092195	06/20/2019	DENNISMADISON V.	No		No		\$12.82	092195
092197*	06/20/2019	DOUBRAVAICAMERON E.	No		No		\$27.28	092197
092198	06/20/2019	DUNN-HEFFRONMATTHEW I.	No		No		\$25.63	092198
092208*	06/20/2019	SCHOENFELDTIVAN X.	No		No		\$15.38	092208
092211*	06/20/2019	THOMPSONMICHAEL J.	No		No		\$92.26	092211
092215*	06/20/2019	BUTLERRONALD E.	No		No		\$1,590.27	092215
092220*	06/20/2019	BROWNICAMILLE H.	No		No		\$249.34	092220
092223*	06/20/2019	CRANDALLKATHLEEN K.	No		No		\$203.06	092223
092226*	06/20/2019	FISCHERCHRISTINE	No		No		\$198.55	092226
092230*	06/20/2019	GIGLIOCHARLOTTE L.	No		No		\$123.32	092230
092235*	06/20/2019	IKEIROBERT R.	No		No		\$342.04	092235
092236	06/20/2019	KASTENHUBERJUDY	No		No		\$45.10	092236
092252*	06/20/2019	SADLERIYVONNE M.	No		No		\$141.29	092252
092256*	06/20/2019	SONSIREJENNIFER R.	No		No		\$212.65	092256
092263*	06/20/2019	WOODWORTHMARK P.	No		No		\$4,710.78	092263
092264	06/20/2019	WOODWORTHMARK P.	No		No		\$8,337.03	092264
092265	06/20/2019	WRIGHTKYLE S.	No		No		\$1,386.50	092265
092268*	06/27/2019	SCOTTCONNIE L.	No		No		\$52.03	092268
092269	06/27/2019	BLANCHARD JRISTACEY L.	No		No		\$30.76	092269
092271*	06/27/2019	BUCKLEYHERMIONE A.	No		No		\$30.76	092271
092272	06/27/2019	BUSHNICKOLAI O.	No		No		\$30.76	092272
092273	06/27/2019	BUTTONITYLER M.	No		No		\$25.63	092273
092274	06/27/2019	DENNISMADISON V.	No		No		\$7.69	092274
092275	06/27/2019	DOTYJUSTIN-GLEN SKYLER J.	No		No		\$20.50	092275
092276	06/27/2019	DOUBRAVAICAMERON E.	No		No		\$7.44	092276
092277	06/27/2019	DUNN-HEFFRONMATTHEW I.	No		No		\$20.50	092277
092278	06/27/2019	HERRINGITROY C.	No		No		\$41.01	092278
092279	06/27/2019	HOLLISTERHOWARD J.	No		No		\$30.76	092279
092280	06/27/2019	INGRAMCALEB J.	No		No		\$20.50	092280
092281	06/27/2019	LAMPHIEREVANGELINE J.	No		No		\$15.38	092281
092282	06/27/2019	MANUELDALTON R.	No		No		\$30.76	092282
092283	06/27/2019	OBROCHTAIKYLIE E.	No		No		\$15.38	092283
092284	06/27/2019	SCHOENFELDTIVAN X.	No		No		\$17.95	092284
092285	06/27/2019	SCOTTBRIANNA M.	No		No		\$46.13	092285

Outstanding Check Listing

Bank Account: PayrollIMT - M&T - Payroll

Check Number	Check Date	Remit To	Warrant	Fund	Recorded	Statement Date	Check Amount	Check Number
092286	06/27/2019	SEELEYADAM M.			No		\$33.32	092286
092287	06/27/2019	STOTLERICARISSA M.			No		\$82.00	092287
092289*	06/27/2019	COLLINSIBRENDAN P.			No		\$302.97	092289
092290	06/27/2019	FISCHERCHRISTINE			No		\$198.55	092290
092291	06/27/2019	GALUSHAIDAWN M.			No		\$4,669.95	092291
092292	06/27/2019	GUSHIKAYLA E.			No		\$61.50	092292
092293	06/27/2019	IKEIROBERT R.			No		\$342.04	092293
092294	06/27/2019	KITTSISARA J.			No		\$363.08	092294
092295	06/27/2019	KOEHLERISPENCER S.			No		\$422.36	092295
092297*	06/27/2019	MILLERCHERYL M.			No		\$336.15	092297
092299*	06/27/2019	PELCHARICATHY E.			No		\$427.64	092299
092301*	06/27/2019	WILSOMICHERYL V.			No		\$120.05	092301
092302	06/28/2019	VEGARDIKELLY J.			No		\$247.67	092302
Subtotal for Bank Account: PayrollIMT - M&T - Payroll							\$33,597.36	
							Grand Total	
							Net	\$33,597.36

Grand Total	\$33,597.36
Net	\$33,597.36

Selection Criteria

Bank Account: PayrollIMT
 Check date is thru 06/30/2019
 Checks Cleared/Voided Thru: 06/30/2019
 Sort by: Check Number
 Printed by TAMERA L. EDSALL

BUSH CAMPUS
STUDENT ACTIVITIES - 4th Quarter Report
FOR THE PERIOD: 4/1/2019 To 6/30/2019

Check transfer formulas!! Might need to be adjusted!!

<i>Club Name</i>	<i>Balance Fwd</i>	<i>Received</i>	<i>Disbursed</i>	<i>Transfers</i>	<i>Ending Bal.</i>
A-01-Auto Tech 1	285.01	1534.05	-698.62	-542.60	577.84
A-02-Auto Tech 2	2306.36	404.47	-866.36	271.30	2,115.77
A-03 Auto Body	55.00	200.03		271.30	526.33
A-09-Junior Carpentry	94.66	0.00	0.00	0.00	94.66
A-10-Nat'l Tec Honor Society	352.60	490.07	-400.00	0.00	442.67
A-11-CHEF (Culinary Arts)	6915.06	272.61	-1734.25	0.00	5,453.42
A-17-Early Childhood	490.83	0.05	-295.26	0.00	195.62
A-22-Security & Protective Services	404.82	0.03	0.00	0.00	404.85
A-24 Fashion Design	49.24	0.00	0.00	0.00	49.24
A-26-FFA Charter	32250.50	8994.07	-10939.98	0.00	30,304.59
A-28-GST Aggies	0.00	0.00	0.00	0.00	0.00
A-30-Skills USA	8289.92	11057.95	-13444.20	0.00	5,903.67
A-31-HOSA	5737.53	12.75	-4937.77	0.00	812.51
A-33-Cosmetology	35.82	0.00	0.00	0.00	35.82
A-35-Welders	5712.01	540.59	0.00	0.00	6,252.60
A-38-FCCLA	1579.27	2565.19	-4881.50	2000.00	1,262.96
A-40 Vex Robotics					0.00
A-41 Year Book	0.00	0.00	0.00	0.00	0.00
A-42 STEM Student Counsel	0.00	\$ -		0.00	0.00
A-53-Gen'l Youth Organization	13150.11	806.08	-1468.15	-3000.00	9,488.04
A-60-Eagles Floor Hockey	1231.76	175.37	0.00	0.00	1,407.13
A-62-Broad Hzns (Garden Café)	7678.91	2268.76	-1953.30	0.00	7,994.37
A-63-Broad Hzns Rose Fund	0.00	0.00	0.00	0.00	0.00
A-64-Broad Hzn Student Acct	994.00	0.09	0.00	0.00	994.09
A-65 Worker's Club - Ernie Davis	380.55	0.03	0.00	0.00	380.58
A-66 Phoenix Academy Fundraising	11638.74	2883.86	-7895.98	0.00	6,626.62
A-67 To Be or Not to Be Drama Club	401.17	0.00	-381.16		20.01
A-74-Elsmere Farms Deli	2448.93	3264.40	-2496.42	0.00	3,216.91
A-77-Twist,Shout & Learn (EFA)	697.02	0.06	-106.00	0.00	591.08
A-80 New Visions Hosa	2263.05	3220.38	-2776.94	1000.00	3,706.49
A-81 BH School Spirit Fund	609.48	0.03	-483.57	0.00	125.94
<i>Totals</i>	106052.35	38690.92	-55759.46	0.00	88,983.81
					88,983.81
					Balance carried forward 106,052.35
					Cash received during quarter 38,690.92
					Cash disbursed during quarter (55,759.46)
					4th Quarter transfer during quarter 0.00
					Cash balance year to date 88,983.81

Prepared by



COOPERS EDUCATION CENTER
 STUDENT ACTIVITIES
 FOR THE PERIOD: 4/1/2019 to 6/30/2019

Club Name	Balance Fwd	Received	Disbursed	Transfers	Ending Bal.
Alt Ed	1864.59	0.00	0.00	0.00	1,864.59
Auto Tech	1247.94	325.00	-926.56	0.00	646.38
BOCES BHS	951.03	0.00	-188.98	0.00	762.05
Career B & E	406.47	0.00	-142.60	0.00	263.87
Computers Are Us	2619.88	273.50	-2,161.34	2,064.12	2,796.16
Coopers Builders	1305.99	2,473.60	0.00	-153.60	3,625.99
Coopers Paint Masters	3804.94	340.00	-697.16	255.00	3,702.78
Coopers Skills USA	16550.55	23,953.52	-15,322.38	-2,789.14	22,392.55
Cosmetology	3944.98	6,678.06	-6,480.31	-383.18	3,759.55
Criminal Justice	4361.63	0.00	-1,062.62	-195.00	3,104.01
Digital Media Arts	996.37	30.00	-46.00	0.00	980.37
Epicurean Club	421.27	1,545.00	-1,572.02	169.80	564.05
Heavy Equipment Club	23069.96	0.00	-1,340.17	0.00	21,729.79
HOSA Nurse Assisting	2677.92	1,725.80	-2,474.00	-107.26	1,822.46
Machine Trades	3119.89	263.40	-327.35	-230.00	2,825.94
New Vision Medical	3226.01	1,913.00	-5,412.78	21.00	-252.77
Yearbook	2483.20	987.50	-971.60	762.22	3,261.32
NYS Sales Tax	2794.80	0.00	-3,233.27	2,343.09	1,904.62
Totals	75847.42	40,508.38	-42,359.14	1,757.05	75,753.71
		Balance carried forward			75,847.42
		Cash received during quarter			40,508.38
		Cash disbursed during quarter			-42359.14
		Cash transfer during quarter			1,757.05
		Cash balance year to date			75,753.71

Prepared by 

WILDWOOD CAREER EDUCATION CENTER
 STUDENT ACTIVITIES - 4TH QUARTER REPORT
 FOR THE PERIOD: 4/01/2019 - 6/30/2019


<i>Club Account Name</i>	<i>Balance Carried Forward</i>	<i>Cash Received During Period</i>	<i>Cash Disbursed During Period</i>	<i>Cash Balance Year to Date</i>
Alternative Education	\$4,292.64	\$1,360.53	\$4,517.69	\$1,135.48
Auto Body	\$1,766.61	\$0.38	\$550.00	\$1,216.99
Auto Technology	\$2,426.12	\$1,588.45	\$1,762.01	\$2,252.56
Computer Graphics/Yearbook DM	\$4,169.80	\$2,161.15	\$2,354.97	\$3,975.98
Computer Information Technolog	\$1,760.12	\$0.46	\$462.23	\$1,298.35
Cosmetology	\$3,789.58	\$1,467.42	\$1,611.96	\$3,645.04
Criminal Justice	\$4,496.46	\$3,701.21	\$5,525.79	\$2,671.88
Culinary Arts	\$2,891.09	\$691.41	\$2,213.37	\$1,369.13
GST BOCES Jobs Cooperative	\$467.42	\$0.13		\$467.55
Heavy Equipment	\$6,164.81	\$2,545.74	\$3,708.61	\$5,001.94
HOSA	\$1,746.68	\$5,415.72	\$5,408.82	\$1,753.58
Introduction to Career Majors ICM	\$526.66	\$0.15		\$526.81
New Visions	\$1,124.69	\$86.26	\$487.16	\$723.79
Skills USA	\$10,328.72	\$5,524.73	\$12,305.53	\$3,547.92
Wildwood Builders	\$2,376.57	\$6,695.79	\$7,144.39	\$1,927.97
Welding	\$1,577.41	\$418.01	\$953.37	\$1,042.05
Total	\$49,905.38	\$31,657.54	\$49,005.90	\$32,557.02

Balance Carried Forward	\$49,905.38
Cash Received During Quarter	\$31,657.54
Cash Disbursed During Quarter	-\$49,005.90
<u>Equals Cash Balance Year to Date</u>	<u>\$32,557.02</u>

Date

July 16, 2019

Prepared by:



BUSH CAMPUS

STUDENT ACTIVITIES - Annual Report

FOR THE PERIOD: 7/1/18 To 6/30/19

Club Name	Balance Fwd	Received	Disbursed	Transfers	Ending Bal
A-01-Auto Tech 1	0.00	1,844.06	-698.62	-567.60	577.84
A-02-Auto Tech 2	2,337.85	3,615.98	(4,109.36)	271.30	2,115.77
A-03 Auto Body	0.00	1375.83	-1120.80	271.30	526.33
A-09-Junior Carpentry	94.66	-	-	0.00	94.66
A-10-Nat'l Tec Honor Society	352.51	490.16	(400.00)	0.00	442.67
A-11-CHEF (Culinary Arts)	3,460.87	4,865.50	(2,872.95)	0.00	5,453.42
A-17-Early Childhood	185.18	1,487.25	(1,476.81)	0.00	195.62
A-22-Security & Protect.Svs	404.73	0.12	-	0.00	404.85
A-24 Fashion Design	49.24	-	-	0.00	49.24
A-26-FFA Charter	12,108.98	58,226.46	(40,030.85)	0.00	30,304.59
A-28-GST Aggies	10,120.40	0.99	(10,121.39)	0.00	-
A-30-Skills USA	5,322.60	32,483.28	(32,427.21)	525.00	5,903.67
A-31-HOSA	3,030.21	7,699.23	(9,916.93)	0.00	812.51
A-33-Cosmetology	511.86	3,042.22	(3,518.26)	0.00	35.82
A-35-Welders	5,924.74	827.86	-	-500.00	6,252.60
A-38-FCCLA	856.93	8,547.28	(10,141.25)	2000.00	1,262.96
A-40 Vex Robotics	-	-	-	0.00	-
A-41 Year Book	200.53	0.05	(200.58)	0.00	-
A-42 STEM Student Counsel	249.18	0.03	(249.21)	0.00	-
A-53-Gen'l Youth Organization	10,032.14	4,224.05	(1,768.15)	-3000.00	9,488.04
A-60-Eagles Floor Hockey	1,254.16	447.73	(294.76)	0.00	1,407.13
A-62-Broad Hzns(Garden Café)	6,173.82	10,415.02	(8,594.47)	0.00	7,994.37
A-63-Broad Hzns Rose Fund	564.80	0.06	-	-564.86	(0.00)
A-64-Broad Hzn Student Acct	993.73	0.36	-	0.00	994.09
A-65-Worker's Club	380.46	0.12	-	0.00	380.58
A-66 Phoenix Academy Fundraising	6,699.14	15,604.45	(16,241.83)	564.86	6,626.62
A-67 To Be or Not to Be Drama Club	384.16	234.24	(598.39)	0.00	20.01
A-74-Elsmere Farms Deli	2,970.89	10,063.10	(9,817.08)	0.00	3,216.91
A-77-Twist,Shout & Learn-EFA	803.81	0.27	(213.00)	0.00	591.08
A-80 New Visions Hosa	2,433.55	11,585.72	-11,312.78	1000.00	3,706.49
A-81 BH School Spirit Fund	317.51	825.22	(1,016.79)	0.00	125.94
Totals	78,218.64	177,906.64	(167,141.47)	(0.00)	88,983.81

Balance carried forward

Cash received during year

Cash disbursed during year

Cash transfer during year

Cash balance year to date

approved by:

FOR THE PERIOD: 7/1/2018 - 6/30/2019

Club Name	Balance Fwd	Received	Disbursed	Transfers	Ending Bal
Alt Ed	2,178.61	584.64	-874.13	-24.53	1,864.59
Auto Tech	957.93	5,098.46	-5,731.95	321.94	646.38
BOCES C. H.S.	934.57	21.08	-192.04	-1.56	762.05
Career B & E	327.69	135.21	-193.43	-5.60	263.87
Computers Are Us	3,393.43	780.54	-2,671.67	1,293.86	2,796.16
Coopers Builders	2,423.86	2,641.65	-556.32	-883.20	3,625.99
Coopers Paint Masters	2,692.29	6,683.71	-2,300.58	-3,372.64	3,702.78
Coopers Skills USA	28,877.36	26,663.64	-38,525.56	5,377.11	22,392.55
Cosmetology	4,933.88	42,068.31	-42,218.31	-1,024.33	3,759.55
Criminal Justice	4,009.49	4,312.35	-5,726.31	508.48	3,104.01
Digital Media Arts	2,857.96	275.19	-721.43	-1,431.35	980.37
Epicurean Club	258.17	8,549.63	-6,981.27	-1,262.48	564.05
Heavy Equipment Club	20,238.63	18,451.91	-16,083.95	-876.80	21,729.79
HOSA Nurse Assisting	1,444.90	5,444.68	-4,899.50	-167.62	1,822.46
Machine Trades	3,930.79	727.58	-1,657.43	-175.00	2,825.94
New Vision Medical	661.52	9,210.40	-9,759.84	-364.85	-252.77
Yearbook	2,831.57	987.71	-1,320.18	762.22	3,261.32
NYS Sales Tax	2,514.21	0.00	-5,016.07	4,406.48	1,904.62
Totals	85,466.86	132,636.69	-145,429.97	3,080.13	75,753.71
		<i>Balance carried forward</i>			85,466.86
		<i>Cash received during year</i>			132,636.69
		<i>Cash disbursed during year</i>			-145,429.97
		<i>Cash transfer during year</i>			3,080.13
		<i>Cash balance year to date</i>			75,753.71

Prepared by: 

WILDWOOD CAREER EDUCATION CENTER
 STUDENT ACTIVITIES - YEAR END REPORT
 FOR PERIOD 7/1/2018 - 6/30/2019

Club Account Name	Balance Carried Forward 6/30/2017	Cash Received During Period	Cash Disbursed During Period	Cash Balance Year to Date
Alternative Education	\$989.80	\$4,663.37	\$4,517.69	\$1,135.48
Auto Body	\$1,567.55	\$1,829.85	\$2,180.41	\$1,216.99
Auto Technology	\$1,415.84	\$13,768.89	\$12,932.17	\$2,252.56
Computer Graphics/Yearbook DMA	\$2,060.19	\$7,399.75	\$5,483.96	\$3,975.98
Computer Information Technology	\$1,402.26	\$6,085.60	\$6,189.51	\$1,298.35
Cosmetology	\$5,461.29	\$13,246.04	\$15,062.29	\$3,645.04
Criminal Justice	\$4,399.12	\$24,597.78	\$26,325.02	\$2,671.88
Culinary Arts	\$1,477.70	\$5,450.28	\$5,558.85	\$1,369.13
GST BOCES Jobs Cooperative	\$467.07	\$0.48	\$0.00	\$467.55
Heavy Equipment	\$6,433.68	\$6,370.91	\$7,802.65	\$5,001.94
HOSA	\$1,217.09	\$14,343.21	\$13,806.72	\$1,753.58
Introduction to Career Majors ICM	\$526.24	\$0.57	\$0.00	\$526.81
New Visions	\$606.41	\$1,993.94	\$1,876.56	\$723.79
Skills USA	\$8,093.81	\$20,405.35	\$24,951.24	\$3,547.92
Wildwood Builders	\$1,783.67	\$7,288.69	\$7,144.39	\$1,927.97
Welding	\$1,670.71	\$1,362.06	\$1,990.72	\$1,042.05
Total	\$39,572.43	\$128,806.77	\$135,822.18	\$32,557.02

Balance Carried Forward	\$39,572.43
Cash Received During Year	\$128,806.77
Cash Disbursed During Year	-\$135,822.18
<u>Equals Cash Balance Year to Date</u>	<u>\$32,557.02</u>

Date July 16, 2019 Prepared by: Nichole Caporale

Internal Claims Auditor Report

June-19

5.C

of Checks Processed- 1,179

of Invoices Processed- 2,529

Discovered Condition	Check#	Internal Claims Auditor Requested Corrective Action	Corrective Action Taken
Appropriate approval signature for authorizing payment lacking.	101089	Need authorized signature	Authorized signature received
Appropriate expense codes not used ie 200 Equipment, 300 Supplies.			
Invoice/Account # on warrant/check doesn't match	101620	Incorrect invoice #	Changed on check
	030544	Incorrect invoice #	Changed on check
	101062	Incorrect invoice #	Changed on check
	100865	Incorrect invoice #	Changed on check
	101289	Incorrect invoice #	Changed on check
Itemized claims/invoice amounts do not total to check amount.	101549	Incorrect dollar amount	Void & Reissue
	100790	Incorrect dollar amount	Void & Reissue
Payment request is lacking sufficient documentation proving receipt of items/services.			
Remit name/address is incorrect.	101368	Incorrect remit address	Envelope with correct address
	101297	Incorrect remit address	Envelope with correct address
OTHER: Specify			

Internal Claims Auditor Signature:

Christina Bouter

Envelope made out with correct address

Date:

7-26-19

**INTERNAL CLAIMS AUDITOR REPORT ON
ITEMS REPORTED TO MANAGEMENT AND RESOLVED**

Jun-19

<u>QUESTION</u>	<u>RESOLUTION</u>
None	None

Christina Bouter
Internal Claims Auditor

7-26-19
Date