

**Schuyler-Steuben-Chemung-Tioga-Allegany
Board of Cooperative Educational Services**
9579 Vocational Drive, Painted Post, New York 14870-9518
Phone (607) 962-3175, 739-3581 or 324-7880 Fax (607) 654-2302

DRAFT

Regular Board Meeting
Bush Education Center, Bldg. 1, DL Rm

Tuesday – December 1, 2015
Immediately following Campus tour,
dinner and presentations (6:00-ish)

TENTATIVE AGENDA

1. Call to Order and Pledge of Allegiance

2. Privilege of the Floor

3. Acceptance of the Agenda

4. Consensus Items

A. Approval of Minutes

1. Regular Board Meeting – November 3, 2015.

B. Treasurer's Reports

1. Schuyler-Steuben-Chemung-Tioga-Allegany BOCES – October 2015.

C. Internal Claims Auditor's Reports – October 2015 as attached.

5. Finance

A-E. Approval of the attached report regarding finance recommendations.

6. Personnel

A-M. Approval of the attached report regarding personnel recommendations.

N. Report of Temporary and Substitute Personnel as attached.

7. Program

A. Approval of **field trip** for Bush Education Center, Culinary Arts program as attached.

8. Board President's Report

A. Preferred educational future.

9. Superintendent's Report

A. SED update.

10. Adjournment

Next Meetings

Meeting	Date/Time	Location
Regular	1/05/16, 5:30 p.m.	Coopers Education Ctr., Bldg. 8, DL Room
Regular	2/02/16, 5:30 p.m.	Coopers Education Ctr., Bldg. 8, DL Room

JRF:dlh

11/25/15

Schuyler-Steuben-Chemung-Tioga-Allegany
Board of Cooperative Educational Services
9579 Vocational Drive, Painted Post, New York 14870-9518
Phone (607) 962-3175, 739-3581 or 324-7880 Fax (607) 654-2302

DRAFT

Regular Board Meeting Tuesday, November 3, 2015
Coopers Education Center, Bldg. 8, DL Rm Immediately following Campus tour,
dinner and presentations (6:00-ish)

PRESENT: Apgar, Bulkley, Dlugos, Everett (D: 7:25), Keddell, Learn, Lemmon,
Moss, Peoples, Scott and Wheeler.

ABSENT: None.

ALSO PRESENT: District Superintendent Frame; Cabinet Members: Bentley,
Johnson, Manning, Moschetti, Munson, Perry, Saglibene, Vakkas
and Weinman; Deputy Board Clerk Hazzard.

* * * * *

GST BOCES staff present for Board dinner and School Board Recognition Week: Robin
DeLong♦, Erin Edger♦, Sam Gauss♦, Colleen Hurd♦, Tammy Lotocky (D: 8:21 p.m.);
Adult Ed Program Student Amna Gafsi♦ (♦ departed at 6:10 p.m.).

Chef Beebe and Teaching Assistant Campbell introduced their Culinary Arts program
students who prepared and served dinner to the Board members and other attendees in
honor of School Board Recognition Week. Staff members Edger and Saglibene thanked
the Board members and commended them for their work, time and support. Principal
Hurd thanked the Board members for all they do and presented each of them with a
framed picture of the students who attend the Coopers Education Center. Staff member
DeLong presented the Board members with a portfolio in appreciation for all they do. The
Board members thanked the students for the wonderful dinner, the prepared treats and
the other gifts.

* * * * *

1. CALL TO ORDER AND PLEDGE OF ALLEGIANCE

Board President Keddell called the meeting to order and led the Pledge of Allegiance at
6:18 p.m.

2. PRIVILEGE OF THE FLOOR

None.

3. ACCEPTANCE OF THE AGENDA WITH CORRECTION

16-054

Upon the motion of Apgar, seconded by Scott, it is resolved to accept the agenda with
the correction to Personnel Item F.1.

CARRIED UNANIMOUSLY

4. CONSENSUS ITEMS

16-055

Upon the motion of Apgar, seconded by Bulkley, it is resolved to approve the following
consensus items:

A. Approval of Minutes

1. Regular Board Meeting – October 6, 2015.

B. Treasurer’s Reports

1. Schuyler-Steuben-Chemung-Tioga-Allegany BOCES – September 2015.
2. Student Activities – Bush Education Center – 7/01/15-9/30/15.
3. Student Activities – Coopers Education Center – 7/01/15-9/30/15.
4. Student Activities – Wildwood Education Center – 7/01/15-9/30/15.

C. Internal Claims Auditor’s Report – September 2015 as attached.

CARRIED UNANIMOUSLY

5. FINANCE

16-056

Upon the recommendation of the Superintendent, and on the motion of Learn, seconded by Scott, it is resolved that the following finance actions are hereby taken:

A. General Fund Establishments and Adjustments.

1. Budget Establishments for 2015-2016:

Item #	CoSer #	Title	In the Amount of
027-16	220.494	Staffing 1:12:3 w/Monroe #1 BOCES	\$102,788
028-16	252.495	Staffing 1:6:1 w/Wayne Finger Lakes BOCES	\$ 91,098
029-16	342.494	Itinerant-Physical Therapy w/Monroe #1 BOCES	\$ 9,292
030-16	416.494	Academic Programs, Special Facilities w/Monroe #1	\$ 37
031-16	419.693	Academic Programs, Special Facilities w/TST BOCES	\$ 180
032-16	540.698	Staff Development w/Putnam BOCES	\$ 3,600
033-16	621.494	Transportation/Handicap w/Monroe #1 BOCES	\$ 2,918
034-16	639.596	GASB 45-Planning & Evaluation w/Albany BOCES	\$ 7,102

These establishments will be supported as follows:

027-16	220.494	Canistee-Greenwood: \$102,788
028-16	252.495	Prattsburgh: \$91,098
029-16	342.494	Avoca: \$9,292
030-16	416.494	Canistee-Greenwood: \$37
031-16	419.693	Coming: \$180
032-16	540.698	Hammondspport: \$3,600
033-16	621.494	Canistee-Greenwood: \$2,918
034-16	639.596	Avoca: \$7,102

2. Budget Increases for 2015-2016:

Item #	CoSer #	Title	Increase	From	To
035-16	101.000	Career & Technical Education	\$ 251,695	\$15,653,246	\$15,904,941
036-16	403.003	Alternative Education-Secondary	\$ 29,994	\$ 1,719,656	\$ 1,749,650
037-16	415.000	Regional Summer School	\$ 138,055	\$ 764,277	\$ 902,332
038-16	430.000	Distance Learning	\$ 25,138	\$ 610,011	\$ 635,149
039-16	511.000	Printing	\$ 59,964	\$ 989,142	\$ 1,049,106
040-16	526.691	Interscholastic Sports Coordination w/DCMO	\$ 69	\$ 28,693	\$ 28,762
041-16	550.591	Computer Service, Instructional w/Erie 1 BOCES	\$ 126,670	\$ 1,026,047	\$ 1,152,717
042-16	605.000	Computer Service: Management	\$ 77,659	\$12,724,757	\$12,802,416
043-16	615.592	Planning Service, Management w/Questar III	\$ 4,430	\$ 65,310	\$ 69,740
044-16	629.591	Computer Service, Management w/Erie 1 BOCES	\$ 95,947	\$ 3,106,036	\$ 3,201,983
045-16	648.698	Recruiting Service w/Putnam BOCES	\$ 6,828	\$ 3,486	\$ 10,314
046-16	659.591	Planning Services, Management w/Erie 1 BOCES	\$ 2,700	\$ 34,209	\$ 36,909

These increases will be supported as follows:

035-16	101.000	Cattaraugus-Allegany BOCES (Andover: \$31,017), Tompkins-Seneca BOCES (Ithaca: \$10,339 and Trumansburg: \$10,339) and Misc. Revenue: (State of New York-Special Legislative grant: \$200,000)
036-16	403.003	Cattaraugus-Allegany BOCES (Andover: \$29,994)
037-16	415.000	Addison: \$1,535; Alfred-Almond: \$5,275, Arkport: \$2,925, Avoca: \$5,835, Bath: (\$3,085), Bradford: \$2,720, Campbell-Savona: (\$3,100), Canaseraga: (\$275), Canisteo-Greenwood: \$2,415, Coming: \$25,335, Elmira: \$15,135, Elmira Heights: \$3,375, Hammondsport: (\$3,750), Hornell: \$5,695, Horseheads: \$23,370, Jasper-Troupsburg: (\$415), Odessa-Montour: (\$250), Prattsburgh: \$12,270, Spencer-Van Etten: \$400, Watkins Glen: \$11,845, Waverly: \$7,185, Cattaraugus-Allegany BOCES (Andover: \$8,945), Tompkins-Seneca BOCES (Trumansburg: \$15) and Wayne Finger Lakes BOCES (Naples: \$14,655)
038-16	430.000	Spencer Van Etten: \$25,138
039-16	511.000	Addison: \$1,644, Alfred-Almond: \$22, Arkport: \$486, Avoca: \$146, Bath: \$1,421, Bradford: \$186, Campbell-Savona: \$1,000, Canaseraga: \$133, Canisteo-Greenwood: \$494, Coming: \$19,984, Elmira: \$15,077, Elmira Heights: \$119, Hammondsport: \$204, Hornell: \$223, Horseheads: \$5,070, Jasper-Troupsburg: \$87, Odessa-Montour: \$1,277, Prattsburgh: \$139, Spencer-Van Etten: \$148, Watkins Glen: \$32, Waverly: \$10,745, and Misc. Revenue: \$1,327
040-16	526.691	Coming: (\$15), Elmira: (\$119), Elmira Heights: \$48, Horseheads: (\$21), Odessa-Montour: (\$84), Spencer Van Etten: \$43, Watkins Glen: \$221 and Waverly: (\$4)
041-16	550.591	Alfred-Almond: \$1,033, Arkport: (\$183), Avoca: \$2,737, Canisteo-Greenwood: \$2,209, Hammondsport: \$1,798 and Jasper-Troupsburg: \$119,076
042-16	605.000	Avoca: \$295, Horseheads: \$38,906, Questar III BOCES (Wynantskill: \$1,750) and Miscellaneous Revenue: \$36,708
043-16	615.592	Addison: \$60, Alfred-Almond: \$60, Arkport: \$60, Avoca: \$60, Bath: \$60, Bradford: \$60, Campbell-Savona: \$60, Canaseraga: \$60, Canisteo-Greenwood: \$60, Coming: \$60, Elmira: \$60, Elmira Heights: \$60, Hammondsport: \$60, Hornell: \$60, Horseheads: \$60, Jasper-Troupsburg: \$60, Odessa Montour: \$60, Prattsburgh: \$60, Spencer Van Etten: \$60, Watkins Glen: \$60, Waverly: \$60, and GST BOCES: \$3,170
044-16	629.591	Addison: (\$1,821), Alfred-Almond: \$3,641, Arkport: (\$26), Avoca: \$1,798, Bath: \$3,304, Bradford: (\$1,030), Campbell-Savona: \$1,790, Canaseraga: \$460, Canisteo-Greenwood: \$22,952, Coming: \$455, Hammondsport: \$624, Hornell: \$5,231 and Jasper-Troupsburg: \$58,569
045-16	648.698	Coming: \$7,000 and Waverly (\$172)
046-16	659.591	Prattsburgh: \$2,700

3. Budget Decreases for 2015-2016:

Item #	CoSer #	Title	Decrease	From	To
047-16	250.499	Staffing 1:6:1 w/CAEW BOCES	\$ 153,925	\$ 257,423	\$ 103,498
048-16	334.499	Itinerant-Visually Impaired w/CAEW BOCES	\$ 7,216	\$ 7,216	\$ 0
049-16	641.496	Recruiting Service w/Monroe 2 BOCES	\$ 829	\$ 6,089	\$ 5,260
050-16	665.691	Cooperative Bidding/Supplies w/DCMO	\$ 60	\$ 60,441	\$ 60,381

These decreases will be supported as follows:

047-16	250.499	Canisteo-Greenwood: (\$153,925)
048-16	334.499	Hornell: (\$7,216)
049-16	641.496	Hornell: (\$829)
050-16	665.691	Campbell-Savona: (\$150), Elmira Heights: \$136, Spencer Van Etten: (\$212), Watkins Glen: \$2 and Waverly: \$164

4. Transfers within programs for 2015-2016:

a. Transfers in excess of \$10,000.

<u>COSER NO.</u>	<u>PROGRAM</u>	<u>BUDGET CODE</u>	<u>TRANSFER IN</u>	<u>TRANSFER OUT</u>
002	Capital Budget-Rented Facilities	A002-1900-470-3-00 Fac. Rental		\$741,196
		A002-1900-470-1-00 Fac. Rental	\$217,700	
		A002-1900-470-0-09 Fac. Rental	\$132,456	
		A002-1900-470-0-00 Fac. Rental	\$ 29,340	
		A002-1900-470-0-01 Fac. Rental	\$ 58,050	
		A002-1900-470-0-02 Fac. Rental	\$ 43,000	
		A002-1900-470-0-03 Fac. Rental	\$ 25,800	
		A002-1900-470-0-04 Fac. Rental	\$ 47,300	
		A002-1900-470-0-05 Fac. Rental	\$131,150	
		A002-1900-470-0-07 Fac. Rental	\$ 51,600	
		A002-1900-470-2-00 Fac. Rental	\$ 4,800	
		TOTAL		\$741,196
605	Computer Service: Management	A605-7710-200-8-14 Equipment		\$ 48,985
		A605-7710-200-8-07 Equipment		\$ 14,630

A605-7710-204-8-14 Small Equip.	\$48,985	
A605-7710-204-8-07 Small Equip.	\$14,630	
TOTAL	\$ 63,615	\$ 63,615

B. Federal Fund Establishments and Adjustments.

1. Grant Acceptance and Budget Establishment for 2015-2016:

- a. Teacher Center Grant be accepted and the budget established in the amount of \$167,417 for the period July 1, 2015 through June 30, 2016 as attached. Approval was received on October 8, 2015.
- b. School Library System Aid for Automation Grant be accepted and the budget established in the amount of \$14,322 for the period July 1, 2015 through June 30, 2016 as attached. Approval was received on October 8, 2015.
- c. Perkins IV/CTEIA (VATEA) Grant be accepted and the budget established in the amount of \$270,385 for the period July 1, 2015 through June 30, 2016 as attached. Approval was received on October 8, 2015.

2. Grant Increases for 2015-16:

- a. School Library System Grant be increased by \$11,512 from \$193,670 to \$205,182. This is for the rollover amount from 2014-2015.
- b. School Library System Aid for Automation Grant be increased by \$9,130 from \$14,322 to \$23,452. This is for the rollover amount from 2014-2015.

3. Budget Establishments for 2015-16:

- a. Regional Special Education Technical Assistance Support Centers (RSE-TASC Part I) budget established in the amount of \$1,249,942 for the period July 1, 2015 through June 30, 2016. This is the second year of five year contract.
- b. Regional Special Education Technical Assistance Support Centers (RSE-TASC Part II) budget established in the amount of \$466,929 for the period July 1, 2015 through June 30, 2016. This is the second year of five year contract.
- c. Statewide School Finance Consortium budget be established in the amount of \$11,500 for the period July 1, 2015 through June 30, 2016. Revenue for this program comes from component school districts.
- d. Extended School Year with Wayne-Finger Lakes BOCES budget be established in the amount of \$10,952 for the period July 1, 2015 through June 30, 2016. Revenue for this budget comes from Prattsburgh Central School District.

- e. Southern Tier Scholars budget be established in the amount of \$15,424.05 for the period July 1, 2015 through June 30, 2016. Revenue for this program comes from rollover funds from 2014-2015.
- f. Southern Tier SciFair and Cyber Civ budget be established in the amount of \$35,085.75 for the period July 1, 2015 through June 30, 2016. Revenue for this program comes from rollover funds from 2014-2015.

4. Budget Increase for 2015-16:

- a. Summer Learning Experience budget be increased by \$5,247.38 from \$179,000.00 to \$184,247.38. This is for the rollover amount from 2014-2015.

C. Purchasing.

1. Approval of Resolution, as attached, to participate in cooperative electricity bid (WFL 2016-12) with Wayne-Finger Lakes BOCES for the Coopers and Wildwood Campuses.
2. Approval of Resolution, as attached, to participate with other BOCES in an agreement negotiated by Erie 1 BOCES with New Global Citizens, iDesign, Dreambox, A+ Educators, C8 Sciences, Brain Hurricane, eSpark, Ten Marks, Answer Pad, Teq and Blue Ribbon for software/learning packages and licensing.
3. Approval of Resolution, as attached, to participate with other BOCES in an agreement negotiated by Erie 1 BOCES with Lightsail, Redbird Math, Newsela, Pearson Education, AKJ Books, Thinkmap Inc, and Vocabulary.com for software/learning packages and licensing.
4. Rescind award of bid for Six Wheel Single Axle Truck for GST BOCES Coopers Campus based on lowest bid meeting specifications.

Bid was opened September 15, 2015 at 2:30 pm and the following bid was received:

- a. Utica General Truck, 472 Summit Pt. Drive, Henrietta, NY 14467, \$79,492 delivered.
5. Award of bid for Six Wheel Single Axle Truck for GST BOCES Coopers Campus based on lowest bid meeting specifications.

Bid was opened September 15, 2015 at 2:30 pm and the following bid was received:

- a. Utica General Truck, 472 Summit Pt. Drive, Henrietta, NY 14467, \$82,022 delivered including options

6. Approval to add Campbell, Corning, Elmira Heights, Hornell, Jasper and Prattsburgh to previously approved multiyear Cisco Maintenance Agreement that includes GST BOCES, Elmira, Waverly, Spencer-Van Etten, Horseheads and Odessa. Award is based on NYS Contract # PT64525 for five (5) years at 0% interest.

D. School Refunds.

1. School Refunds for Schuyler-Steuben-Chemung-Tioga-Allegany BOCES for 2015-2016 in the amount of \$6,547,623.57 based on 2014-15 final expenditures as attached.

CARRIED UNANIMOUSLY

6. PERSONNEL

16-057

Upon the recommendation of the Superintendent, and on the motion of Learn, seconded by Apgar, it is resolved that the following personnel actions are hereby taken:

A. Retirement

1. Paulette Almeter, Position: Senior Typist, Effective: January 3, 2016, Date of Hire: December 20, 1999.

B. Resignations

1. Kylie Flint, Position: Teacher, Special Education, Effective: end of day, October 23, 2015, Date of Hire: September 8, 2015. Reason: personal reasons.
2. Patricia Carlisle, Position: GED Specialist, Effective: end of day November 20, 2015, Date of Hire: October 9, 2007. Reason: other employment.
3. Marjorie Johnson, Position: Senior Account Clerk, Effective: October 18, 2015, Date of Hire: June 8, 2015. Reason: in order to accept Account Clerk position at CBO.

C. Change from Civil Service Provisional Appointment to Probationary Appointment, due to successful passing of Civil Service Exam

1. Timothy Hayden, Position: Occupational Therapist, full-time (1.0 FTE), 10 month, school calendar position, Civil Service Competitive, Civil Service, Probationary appointment, Effective: October 7, 2015, Probationary Period: October 7, 2015 through November 15, 2016, Civil Service List #: Continuous Recruitment, Salary: \$54,693.00 per year (step 1 + Credit Hour Stipend + Certificate Stipend + Degree Stipend + IEP Stipend).

D. Civil Service Permanent Appointments, due to successful completion of Probationary Period, no change in salary

1. Frederick Ermanovics, Position: Network Technology Specialist, Permanent Date: November 19, 2015.
2. Sandra Woodhouse, Position: Account Clerk, part-time, Permanent Date: December 1, 2015.

E. Change from Temporary Appointment to Probationary Appointment, due to successful completion of certification requirements

1. Ryan Kuhn, Position: Teacher, Special Education, full-time (1.0 FTE), 10 month, school calendar position, Probationary appointment, Effective: October 2, 2015; Location: Corning-Painted Post CSD; Tenure Area: Education of Children with Handicapping Conditions-General Special Education, Certification: Initial, Students with Disabilities (Grades 1-6), October 2, 2015 through January 31, 2021, Probationary Period: October 2, 2015 through October 1, 2019, Salary: \$44,072.00 per year, prorated (step 1 + Credit Hour Stipend + Special Education Stipend).
2. Tina Blaser, Position: Teaching Assistant, full-time (1.0 FTE), 10 month, school calendar position, Probationary appointment, Effective: October 2, 2015; Location: Elmira Heights CSD; Tenure Area: Teaching Assistant, Certification: Level 1, Teaching Assistant, October 2, 2015 through January 31, 2019, Probationary Period: October 2, 2015 through October 1, 2019, Salary: \$30,042.00 per year, prorated (step 1 + Credit Hour Stipend).
3. Kathryne Wood, Position: Teacher, Special Education, full-time (1.0 FTE), 10 month, school calendar position, Probationary appointment, Effective: October 6, 2015; Location: Corning-Painted Post CSD; Tenure Area: Education of Children with Handicapping Conditions-General Special Education, Certification: Conditional Initial, Students with Disabilities (Grades 1-6), October 6, 2015 through January 31, 2017, Probationary Period: October 6, 2015 through October 5, 2019, Salary: \$42,408.00 per year, prorated (step 1 + Special Education Stipend).
4. Abigail Donegan, Position: Teaching Assistant, full-time (1.0 FTE), 10 month, school calendar position, Probationary appointment, Effective: October 6, 2015; Location: Campbell-Savona CSD; Tenure Area: Teaching Assistant, Certification: Level 1, Teaching Assistant, October 6, 2015 through January 31, 2019, Probationary Period: October 6, 2015 through October 5, 2019, Salary: \$32,928.00 per year, prorated (step 1 + Credit Hour Stipend).
5. Ashley Hutten, Position: Teaching Assistant, full-time (1.0 FTE), 10 month, school calendar position, Probationary appointment, Effective: October 27, 2015; Location: Horseheads CSD; Tenure Area: Teaching Assistant, Certification: Level 1, Teaching Assistant, October 27, 2015 through January 31, 2019, Probationary Period: October 27, 2015 through October 26, 2019, Salary: \$30,094.00 per year, prorated (step 1 + Credit Hour Stipend).

F. Appointments

1. Amna Gafsi, Position: Teacher Aide, full-time (1.0 FTE), 10 month, school calendar position, Non-Competitive Civil Service, Probationary appointment, Effective: October 19, 2015, Probationary Period: October 19, 2015 through December 26, 2016, Salary: \$9.00 per hour.
2. Shannon Pfurtner, Position: Teacher Aide, full-time (1.0 FTE), 10 month, school calendar position, Non-Competitive Civil Service, Probationary appointment, Effective: October 19, 2015, Probationary Period: October 19, 2015 through December 26, 2016, Salary: \$9.00 per hour.

3. Martina Hartigan, Position: Computer Program Assistant, full-time (1.0 FTE), 12 month position, Competitive Civil Service, Provisional appointment, pending Civil Service exam, Effective: November 2, 2015, Salary: \$15.89 per hour (grade 11, step 1).
4. Martin Nichols, Position: Payroll Specialist, full-time (1.0 FTE), 12 month position, Competitive Civil Service, Civil Service List # 65701, Probationary appointment, Effective: October 28, 2015, Probationary Period: October 28, 2015 through October 27, 2016, Salary: \$33,000.00 per year, prorated.
5. Robert Santiago, Position: Operations Communications Specialist, full-time (1.0 FTE), 12 month position, Competitive Civil Service, Provisional appointment, pending Civil Service Exam, Effective: October 26, 2015, Salary: \$39,500.00 per year, prorated.
6. Kyle Ackland, Position: Computer Services Coordinator, full-time (1.0 FTE), 12 month position, Competitive Civil Service, Civil Service Civil Service Promotional List #63044P, Probationary appointment, Effective: November 2, 2015, Probationary Period: November 2, 2015 through January 25, 2016, Salary: \$59,000.00 per year, prorated.
7. Marjorie Johnson, Position: Account Clerk, full-time (1.0 FTE), 12 month position, Competitive Civil Service, Civil Service List # DCAC0914, Probationary appointment, Effective: October 19, 2015, Probationary Period: October 19, 2015 through October 18, 2016, Salary: \$14.86 per hour (step 4, grade 5).

G. Annual Appointments

1. Student Medication Disbursement, Stipend \$1,048 per year, effective September 8, 2015 through June 23, 2016
 - a. Joann Phillips, Wildwood Education Center

H. Report of Temporary and Substitute Personnel as attached.

CARRIED UNANIMOUSLY

7. PROGRAM

Field Trips

16-058

Upon the motion of Bulkley, seconded by Lemmon, it is resolved to approve the following field trip:

- A. **Field trip** for Wildwood Education Center, Digital Media Arts (DMA) program as attached.

CARRIED UNANIMOUSLY

- B. **Facilities update:** Brian Bentley disseminated a report and gave a presentation on 2015 summer work that was done by the Operations and Maintenance Department.
- C. **Decision Making Model:** Sarah Vakkas disseminated a report and gave a presentation on a decision making model that is being implemented.

8. BOARD PRESIDENT'S REPORT

- A. New York State School Boards Association Convention:** Board members Learn and Apgar discussed the recent convention they attended.
- B. Preferred educational future:** Board President Keddeil would like the Board to establish goals for the Board. District Superintendent Frame will canvass the Board for a convenient time for a retreat (work session) to accomplish the goal setting for the Board.

9. SUPERINTENDENT'S REPORT

- A. SED update:** District Superintendent Frame gave a brief update on his recent DS meeting.

EXECUTIVE SESSION**16-059**

Upon the motion of Peoples, seconded by Bulkley, it is resolved to move to executive session at 8:21 p.m. to discuss five employment history matters concerning particular persons and one legal matter.

CARRIED UNANIMOUSLY**OPEN SESSION****16-060**

Upon the motion of Apgar, seconded by Learn, it is resolved to move to open session at 8:34 p.m.

CARRIED UNANIMOUSLY**10. ADJOURNMENT****16-061**

Upon the motion of Moss, seconded by Peoples, it is resolved to adjourn the meeting at 8:35 p.m.

CARRIED UNANIMOUSLY**Next Meetings**

Meeting	Date/Time	Location
Bush Campus Tour	12/01/15, 4:00 p.m.	Bush Education Ctr., Bldg. 1
Regular	12/01/15, 5:30 p.m.	Bush Education Ctr., Bldg. 1, DL Room
Regular	1/05/16, 5:30 p.m.	Coopers Education Ctr., Bldg. 8, DL Room

Respectfully Submitted,

TMH
November 4, 2015

Tina M. Hazzard
Deputy Board Clerk

**GREATER SOUTHERN TIER BOCES
TREASURER'S SUMMARY OF CASH BALANCES
10/31/15**

<u>Account Name</u>	<u>Beginning Balance</u>	<u>Receipts for Month</u>	<u>Total Cash Available</u>	<u>Disbursements During Month</u>	<u>Cash Balance End of Month</u>
General Fund Ckg. - M&T	\$1,746,875.50	\$4,782,360.12	\$6,529,235.62	\$7,162,437.26	(\$633,201.64)
Federal Fund Ckg - Chase	\$194,142.76	\$674,349.03	\$868,491.79	\$725,257.55	\$143,234.24
Capital Fund Ckg - Chase	\$2,683.67	\$55,000.62	\$57,684.29	\$55,013.55	\$2,670.74
Dental Vision Acct - Chase	\$103,963.92	\$0.79	\$103,964.71	\$25,078.53	\$78,886.18
Chase Premier Acct.	\$31,390,282.15	\$173,278.59	\$31,563,560.74	\$4,400,000.00	\$27,163,560.74
GST Ad Ed Merchant	\$61,011.96	\$22,611.35	\$83,623.31	\$0.00	\$83,623.31
Cprs Patron Svc - Chemung	\$2,722.47	\$1,824.85	\$4,547.32	\$2,714.60	\$1,832.72
WW Patron Svc - Steuben	\$0.00	\$450.42	\$450.42	\$450.42	\$0.00
GST Scholarship Funds M&T	\$747.10	\$10,145.91	\$10,893.01	\$9,929.00	\$964.01
GST Scholarship Chase	\$52,884.65	\$17,000.53	\$69,885.18	\$10,000.00	\$59,885.18
Clayton J. Tong Scholarship	\$5,480.24	\$0.00	\$5,480.24	\$5,480.24	\$0.00
Clayton J Tong Scholarship Ckg	\$0.00	\$5,480.24	\$0.00	\$5,480.24	\$0.00
Bethesda Foundation Scholarship	\$734.16	\$0.01	\$734.17	\$0.00	\$734.17
Bancorp Bank	\$48,101.07	\$41,117.88	\$89,218.95	\$43,676.60	\$45,542.35
Trust & Agency Ckg- M&T	\$988,002.32	\$5,464,258.29	\$6,452,260.61	\$5,305,492.75	\$1,146,767.86
Five Star Flex Account	\$21,015.41	\$60,434.18	\$81,449.59	\$54,894.33	\$26,555.26
Five Star Flex Money Market	\$1,118,553.36	\$103,956.98	\$1,222,510.34	\$50,000.00	\$1,172,510.34
Five Star General IMM	\$96,438.09	\$3.38	\$96,441.47	\$0.00	\$96,441.47
First Niagara-Escrow Elmira Hgts.	\$310.23	\$0.00	\$310.23	\$0.00	\$310.23
First Niagara-Escrow Elmira	\$4,998.00	\$0.00	\$4,998.00	\$1,005.00	\$3,993.00

SunTrust EPC	\$53,725.97	\$11.04	\$53,737.01	\$0.00	\$53,737.01
Payroll Checking - M&T	\$672.83	\$3,396,588.66	\$3,397,261.49	\$3,397,237.64	\$23.85
TOTALS	\$35,893,345.86	\$14,808,872.87	\$50,696,738.49	\$21,254,147.71	\$29,448,071.02

M & T BANK
GST General Fund Account
Treasurer's Monthly Report
for the period
From October 1, 2015 to October 31, 2015

Total available balance as reported at the end of preceding period \$ 1,746,875.50

RECEIPTS DURING MONTH

(With breakdown of source including full amount of all short term loans)

Date	Source	Amount	
	Deposits & Credits plus Interest	\$ 2,687,731.88	
	Transfer(s) and wire(s)	\$ 2,068,000.00	
	Void Checks	\$ 26,628.24	
		\$ -	
	Total Receipts	\$ 4,782,360.12	
	Total Receipts, including balance		\$ 6,529,235.62

DISBURSEMENTS MADE DURING MONTH By Check

From Check No. 72122 To Check No. 72879

By Debit Charge (Total amount of checks issued and debit charges)	\$ 2,165,315.46	
Payroll Wires	\$ 4,909,885.15	
Transfer to T&A Checking- Clear Due To/Due From	\$ 32,236.65	
Transfer to Capital Fund Checking	\$ 55,000.00	
 (Total amount of checks issued and debits charged)	 \$ 7,162,437.26	
Total Cash Balance		\$ (633,201.64)

RECONCILIATION WITH BANK STATEMENT

Balance as given on bank statement, end of month	\$ 519,078.44	
Less total of outstanding checks	\$ (1,152,320.08)	
NSF- D. Gilboy	\$ 40.00	
Total available balance	\$ (633,201.64)	
(Must agree with Cash Balance above if there is a true reconciliation)		\$ (633,201.64)

Received by the Board of Education and entered as a part of the
Minutes of the Board meeting held December 1, 2015.

Doretta Hughson
CLERK OF BOARD OF EDUCATION

This is to certify that the above Cash
Balance is in agreement with my bank
statement, as reconciled.

Janice Conley
TREASURER OF SCHOOL DISTRICT

GREATER SOUTHERN TIER BOCES

Budget Status Report As Of: 10/31/2015
Fiscal Year: 2016

Fund: A GENERAL FUND

Budget Account	Description	Initial Budget	Adjustments	Current Budget	Year-to-Date Expenditures	Encumbrances Outstanding	Unencumbered Balance	Available Balance
001.000	ADMINISTRATION	377,006.00	0.00	377,006.00	0.00	0.00	377,006.00	377,006.00
001.010	BOARD OF EDUCATION	187,937.00	0.00	187,937.00	239,183.21	100,600.87	-151,847.08	-163,847.08
001.020	DISTRICT SUPERINTENDENT	302,821.00	0.00	302,821.00	80,844.81	169,751.92	52,224.27	51,354.27
001.030	GENERAL COST OF ADMINISTRATION	262,836.00	0.00	262,836.00	81,605.30	155,534.65	25,696.05	25,389.05
001.040	CENTRAL SUPPORT	1,802,612.00	0.00	1,802,612.00	559,875.29	889,312.30	353,424.41	352,812.57
001.050	OTHER: CENTRAL ADMINISTRATION	3,339,135.00	0.00	3,339,135.00	0.00	0.00	3,339,135.00	3,339,135.00
001.060	INTEREST ON INDEBTEDNESS	800,000.00	0.00	800,000.00	0.00	0.00	800,000.00	800,000.00
001.070	OTHER: SIC K AND VACATION	0.00	0.00	0.00	109,819.56	0.00	-109,819.56	-109,819.56
002.000	RENTAL OF FACILITIES	751,615.00	0.00	751,615.00	190,633.91	550,561.69	10,419.40	10,419.40
002.010	TRANSFER TO CAPITAL FUND	1,400,000.00	0.00	1,400,000.00	170,000.00	0.00	1,230,000.00	1,230,000.00
002.020	DEBT SERVICE - EPC	702,152.00	0.00	702,152.00	0.00	702,081.52	70.48	70.48
101.000	CAREER AND TECHNICAL EDUCATION	7,239.00	0.00	7,239.00	0.00	0.00	7,239.00	7,239.00
101.100	CTE-CPRS CAMPUS	5,367,059.00	0.00	5,367,059.00	298,206.27	998,870.46	4,069,982.27	4,069,319.50
101.104	CTE-CPRS-COMPUTER PROGRAMMING	127,374.00	0.00	127,374.00	19,561.41	83,209.60	24,602.99	24,602.99
101.106	CTE-CPRS-AUTO BODY	117,992.00	0.00	117,992.00	19,357.52	79,498.08	19,136.40	18,573.50
101.107	CTE-CPRS-AUTO MECHANICS	95,474.00	0.00	95,474.00	12,749.39	81,122.84	1,601.77	1,601.77
101.110	CTE-CPRS-AGRICULTURE	243,942.00	0.00	243,942.00	36,362.28	261,692.83	-54,113.11	-54,113.11
101.113	CTE-CPRS-GRAPHIC COMM	118,499.00	0.00	118,499.00	22,625.15	79,394.53	16,479.32	15,920.36
101.115	CTE-CPRS-COSMETOLOGY	106,454.00	0.00	106,454.00	21,444.13	67,803.73	17,206.14	17,206.14
101.120	CTE-CPRS-HEALTH TECH	108,649.00	0.00	108,649.00	15,783.52	61,057.27	31,808.21	31,808.21
101.121	CTE-CPRS- ED SUPPT PE SVC	5,360.00	0.00	5,360.00	233.59	1,219.59	3,906.82	3,906.82
101.145	CTE-CPRS-CONSTRUCTION TRADES	118,023.00	0.00	118,023.00	15,593.61	84,343.77	18,085.62	15,085.62
101.155	CTE-CPRS-MACHINE SHOP	83,410.00	0.00	83,410.00	9,456.46	58,788.25	17,165.29	17,165.29
101.166	CTE-CPRS-NEW VISION HLTH	55,254.00	0.00	55,254.00	6,265.15	35,792.07	13,196.78	13,196.78
101.170	CTE-CPRS-ICM	102,685.00	0.00	102,685.00	5,452.89	19,306.41	77,925.70	77,925.70
101.190	CTE-CPRS-CULINARY ARTS	117,499.00	0.00	117,499.00	13,853.21	63,742.05	39,903.74	33,403.74
101.193	CTE-CPRS-LAW ENFORCEMENT	105,098.00	0.00	105,098.00	15,374.46	78,045.49	11,678.05	11,678.05
101.194	CTE-CPRS-NEW VISION ENGIN	54,144.00	0.00	54,144.00	0.00	0.00	54,144.00	54,144.00
101.200	CTE - BUSH CAMPUS	469,006.00	6,000.00	475,006.00	102,200.16	191,195.95	181,609.89	181,609.89
101.201	CTE - BUSH - ED SUPPORT SVC	1,903,056.00	0.00	1,903,056.00	348,533.88	1,180,244.94	374,277.18	374,277.18
101.202	CTE - BUSH - CONSERVATION	336,236.00	0.00	336,236.00	35,876.98	288,398.06	11,960.96	11,135.93
101.204	CTE - BUSH - COMP PRG	64,084.00	-10,000.00	54,084.00	0.00	0.00	54,084.00	54,084.00
101.205	CTE - BUSH - CHILD CARE	110,196.00	0.00	110,196.00	13,123.22	68,940.06	28,132.72	27,654.36
101.206	CTE - BUSH - AUTO BODY REPAIR	133,482.00	0.00	133,482.00	18,323.68	100,298.92	14,859.40	14,859.40
101.207	CTE - BUSH - AUTO MECHANICS	263,466.00	0.00	263,466.00	43,119.63	180,358.20	39,988.17	39,988.17
101.208	CTE - BUSH - DIESEL MECHANICS	100,240.00	0.00	100,240.00	14,350.72	70,475.19	15,414.09	15,414.09
101.209	CTE - BUSH - COMMUNICATIONS	80,400.00	0.00	80,400.00	11,089.54	60,789.11	8,521.35	8,521.35
101.210	CTE - BUSH - CARPENTRY	232,808.00	0.00	232,808.00	38,029.48	154,097.72	42,680.80	42,680.80
101.211	CTE - BUSH - GRAPHICS	132,380.00	0.00	132,380.00	22,441.11	76,516.65	33,422.24	33,422.24

GREATER SOUTHERN TIER BOCES

Budget Status Report As Of: 10/31/2015
Fiscal Year: 2016

Fund: A GENERAL FUND

Budget Account	Description	Initial Budget	Adjustments	Current Budget	Year-to-Date Expenditures	Encumbrances Outstanding	Unencumbered Balance	Available Balance
101.213 CTE - BUSH - WELDING		117,777.00	0.00	117,777.00	18,089.54	74,057.42	24,630.04	24,630.04
101.214 CTE - BUSH - WORK EXPERIENCE		304,223.00	4,000.00	308,223.00	43,396.40	202,010.65	62,815.95	62,815.95
101.215 CTE - BUSH - COSMETOLOGY		221,844.00	0.00	221,844.00	68,846.22	131,914.60	21,083.18	21,083.18
101.216 CTE - BUSH - CHEF/COOK		109,761.00	0.00	109,761.00	21,490.60	74,839.22	13,431.18	13,431.18
101.217 CTE - BUSH - PRE-VOCATIONAL		192,996.00	0.00	192,996.00	27,252.83	145,171.36	20,571.81	20,571.81
101.218 CTE - BUSH - LAW ENFORCEMENT		112,584.00	0.00	112,584.00	17,890.12	75,737.80	18,956.08	18,956.08
101.219 CTE - BUSH - FASHION MERCHANDISING		100,229.00	0.00	100,229.00	13,274.97	87,418.23	19,535.80	19,495.32
101.220 CTE - BUSH - NURSE ASSISTING		242,109.00	0.00	242,109.00	37,966.04	129,322.96	74,820.00	74,820.00
101.221 CTE - BUSH - DENTAL ASSISTING		97,481.00	0.00	97,481.00	17,357.77	61,209.73	18,913.50	18,913.50
101.222 CTE - BUSH - AUTO MECHANICS 2		0.00	0.00	0.00	1,567.85	16,432.15	-18,000.00	-18,000.00
101.223 CTE - BUSH - CARPENTRY 2		0.00	0.00	0.00	0.00	5,000.00	-5,000.00	-9,900.00
101.227 CTE - BUSH - ANIMAL SCIENCE		98,024.00	0.00	98,024.00	14,476.19	50,825.93	32,721.88	32,721.88
101.300 CTE-WW CAMPUS		1,780,454.00	0.00	1,780,454.00	298,577.36	963,826.23	518,050.41	511,167.42
101.304 CTE-WW-COMPUTER PROGRAMMING		138,068.00	0.00	138,068.00	23,701.32	86,589.37	27,777.31	27,777.31
101.306 CTE-WW-AUTO BODY		141,837.00	0.00	141,837.00	22,724.41	91,203.87	27,908.72	26,857.28
101.307 CTE-WW-AUTO TECH		141,516.00	0.00	141,516.00	23,953.73	102,595.91	14,966.36	14,118.36
101.314 CTE-WW-VISUAL COMMUNICATIONS		139,758.00	0.00	139,758.00	27,767.88	88,981.10	23,009.22	23,009.22
101.315 CTE-WW-COSMETOLOGY		138,611.00	0.00	138,611.00	26,889.38	83,853.96	27,887.66	26,845.40
101.318 CTE-WW-CRIMINAL JUSTICE		109,564.00	0.00	109,564.00	18,048.93	81,138.57	10,376.50	10,376.50
101.320 CTE-WW-HEALTH OCCUPATIONS		91,393.00	0.00	91,393.00	11,591.71	58,063.83	21,737.46	20,537.76
101.321 CTE-WW- ED SUPPT PE SVC		45,030.00	0.00	45,030.00	9,821.75	44,904.99	-9,696.74	-9,696.74
101.335 CTE-WW-BUILDING TRADES		115,273.00	0.00	115,273.00	17,632.46	74,910.11	22,730.43	6,175.18
101.348 CTE-WW-HEAVY EQUIPMENT		117,380.00	0.00	117,380.00	41,083.33	136,851.49	-60,534.82	-60,534.82
101.370 CTE-WW-ICM		117,596.00	0.00	117,596.00	19,915.59	85,469.69	12,210.72	12,210.72
101.380 CTE-WW-NEW VISION HLTH		93,667.00	0.00	93,667.00	14,104.49	67,131.62	12,430.89	12,430.89
101.390 CTE-WW-CULINARY ARTS		126,562.00	0.00	126,562.00	18,309.58	83,835.27	24,417.15	23,344.30
105.493 CTE CROSS CONTRACT W/ GV BOCES		0.00	31,920.00	31,920.00	3,546.67	28,373.33	0.00	0.00
203.000 S/P 1:12:1-HEARING IMPAIRED		0.00	0.00	0.00	4.37	0.00	-4.37	-4.37
203.220 S/P 1:12:1-ACADEMIC DELAY		913,012.00	0.00	913,012.00	117,577.87	552,593.79	242,850.34	242,850.34
205.000 S/P 1:15-ELSMERE		1,030,894.00	0.00	1,030,894.00	69,572.52	322,491.71	638,829.77	638,681.43
209.000 S/P 1:8:1		6,692,890.00	0.00	6,692,890.00	730,911.30	3,348,478.05	2,613,499.65	2,611,855.79
216.000 S/P 1:6:1-EPC		1,729,256.00	0.00	1,729,256.00	162,054.93	724,510.45	842,690.62	842,690.62
216.214 S/P 1:6:1-ED HOST SITES		2,294,894.00	0.00	2,294,894.00	222,436.86	1,069,578.19	1,002,877.95	1,000,139.80
216.217 S/P 1:6:1-AUTISM		3,659,460.00	0.00	3,659,460.00	266,221.27	1,223,857.66	2,169,381.07	2,169,381.07
216.219 S/P 1:6:1-MULTIPLY DISABLED		3,270,636.00	0.00	3,270,636.00	208,895.08	883,003.16	2,178,737.76	2,178,737.76
216.224 S/P 1:6:1-DAY TREATMENT		0.00	0.00	0.00	24.00	0.00	-24.00	-24.00
218.499 STAFFING 1:12:3 W/ CATT-ALLE		17,959.00	0.00	17,959.00	0.00	0.00	17,959.00	17,959.00
220.494 STAFFING 1:12:3 W/ MONROE 1		0.00	0.00	0.00	12,848.50	89,639.50	-102,788.00	-102,788.00
250.499 STAFFING 1:8:1 W/ CATT-ALLE		250,306.00	7,117.00	257,423.00	27,926.13	228,496.33	0.54	0.54

GREATER SOUTHERN TIER BOCES

Budget Status Report As Of: 10/31/2015
Fiscal Year: 2016

Fund: A GENERAL FUND

Budget Account	Description	Initial Budget	Adjustments	Current Budget	Year-to-Date Expenditures	Encumbrances Outstanding	Unencumbered Balance	Available Balance
251.493	STAFFING 1:6:1 W/ GV BOCES	187,444.00	0.00	187,444.00	11,545.56	92,364.44	83,534.00	83,534.00
252.495	STAFFING 1:6:1 W/ WFL BOCES	0.00	0.00	0.00	11,387.26	79,710.74	-91,098.00	-91,098.00
301.000	ITINERANT MUSIC	137,186.00	0.00	137,186.00	21,152.43	90,479.82	25,553.75	25,553.75
303.000	ITINERANT ART	95,903.00	0.00	95,903.00	13,107.76	70,890.24	11,965.00	11,965.00
304.000	ITINERANT VISUALLY IMPAIRED	199,921.00	0.00	199,921.00	18,337.25	102,566.19	79,017.56	79,017.56
304.001	ITINERANT VIS IMP BRAILLER PREP	53,428.00	838.00	54,266.00	4,905.18	16,801.50	32,559.32	32,559.32
305.000	ITINERANT PHYSICAL THERAPY	352,310.00	0.00	352,310.00	45,135.68	244,809.87	62,364.45	62,364.45
307.000	ITINERANT-ENGLISH SECOND LANGUAGE	412,565.00	0.00	412,565.00	48,225.12	279,960.82	84,379.06	84,379.06
308.000	ITINERANT PHYSICAL EDUCATION	16,334.00	0.00	16,334.00	82.58	0.00	16,251.42	16,251.42
309.000	ITINERANT SPEECH IMPROVEMENT	447,925.00	0.00	447,925.00	53,563.85	266,956.74	127,404.41	127,404.41
310.000	ITINERANT SPEECH IMPAIRED	412,084.00	0.00	412,084.00	44,266.10	217,820.62	149,997.28	149,997.28
311.692	CHINESE W/ ONEIDA HERKIMER MAD BOCE	27,000.00	0.00	27,000.00	0.00	0.00	27,000.00	27,000.00
312.000	ITINERANT SCHOOL PSYCHOLOGIST	323,908.00	0.00	323,908.00	37,932.44	203,802.01	82,173.55	82,173.55
313.000	ITINERANT INTERP FOR DEAF	298,216.00	0.00	298,216.00	43,148.37	218,425.03	36,642.60	36,642.60
316.000	ITINERANT HOME AND CAREERS	78,480.00	0.00	78,480.00	12,611.39	54,917.23	10,951.38	10,951.38
318.000	GENERAL SUPERVISION/COORDINATION	184,168.00	0.00	184,168.00	6,702.15	19,591.25	157,874.60	157,874.60
320.000	SUPERVISOR:SPECIAL EDUCATION PROGRA	20,084.00	0.00	20,084.00	3,860.44	0.00	16,223.56	16,223.56
324.000	ITINERANT OCCUPATIONAL THERAPY	616,756.00	0.00	616,756.00	86,267.09	420,008.64	110,480.27	110,480.27
326.000	ITINERANT HARD OF HEARING	240,897.00	0.00	240,897.00	28,464.13	135,476.63	76,956.24	76,956.24
327.000	ITINERANT TEACHER OF THE DEAF	111,643.00	0.00	111,643.00	18,094.45	77,660.19	15,888.36	15,888.36
328.693	INTERNAL AUDITOR WTST BOCES	67,223.00	0.00	67,223.00	24,908.52	58,119.78	-15,805.30	0.00
329.499	BUSINESS MANAGER W/ CATT-ALL BOCES	23,548.00	0.00	23,548.00	4,709.60	18,838.40	0.00	0.00
330.000	ITINERANT NURSE/NURSE TEACHER	62,360.00	0.00	62,360.00	6,819.44	30,518.19	25,022.37	25,022.37
331.000	ITINERANT CONSULTANT TEACHER	630,884.00	0.00	630,884.00	75,007.03	366,190.17	189,686.80	189,686.80
332.000	ITINERANT SCHOOL SOCIAL WORKER	66,582.00	0.00	66,582.00	8,102.08	43,661.04	14,818.88	14,818.88
334.499	ITINERANT VISUALLY IMPAIRED	7,216.00	0.00	7,216.00	0.00	7,215.20	0.80	0.80
335.698	ITIN DIAG SVS W/PUT-WEST	7,445.00	0.00	7,445.00	0.00	0.00	7,445.00	7,445.00
336.494	ITIN INTERP FOR DEAF W/MONROE #1	28,209.00	0.00	28,209.00	0.00	0.00	28,209.00	28,209.00
342.494	ITINERANT PHYSICAL THERAPY W/ MON 1	0.00	0.00	0.00	1,161.42	8,130.58	-9,292.00	-9,292.00
344.495	OCCUPATIONAL THERAPY W/ WFL BOCES	656.00	0.00	656.00	0.00	0.00	656.00	656.00
401.000	ARTS IN ED(BASE)	59,752.00	0.00	59,752.00	2,561.54	5,103.37	52,087.09	52,087.09
401.001	ARTS IN ED-DIST SPEC	303,338.00	3,000.00	306,338.00	26,499.50	76,672.00	203,166.50	202,556.50
401.002	ARTS IN ED-CHEMUNG RIVER	18,400.00	0.00	18,400.00	0.00	9,600.00	8,800.00	8,800.00
402.000	EQUIV ATT ED/GED - BUSH	0.00	0.00	0.00	1,747.75	3,610.38	-5,358.13	-5,358.13
403.001	ALT ED - AD BASED LRNG (ABL)	104,793.00	0.00	104,793.00	12,733.88	24,363.32	67,695.80	67,695.80
403.003	ALT ED - SECONDARY(MODEL A)	1,669,666.00	49,990.00	1,719,656.00	236,812.13	941,236.62	541,607.25	541,005.00
403.004	ALT ED - MIDDLE SCHOOL-HORNELL	198,948.00	0.00	198,948.00	22,655.59	93,252.29	83,040.12	83,040.12
403.005	ALT ED - MIDDLE SCHOOL COOPERS	440,884.00	-96,439.00	344,425.00	40,055.73	177,704.04	126,665.23	126,665.23
406.693	EQUIV ATT ED/GED W/ TST BOCES	0.00	16.00	16.00	15.94	603.54	-603.48	-603.48

GREATER SOUTHERN TIER BOCES

Budget Status Report As Of: 10/31/2015
Fiscal Year: 2016

Fund: A GENERAL FUND

Budget Account	Description	Initial Budget	Adjustments	Current Budget	Year-to-Date Expenditures	Encumbrances Outstanding	Unencumbered Balance	Available Balance
409.000	ACADEMIC PRGS-DIETENTION	116,880.00	0.00	116,880.00	7,358.38	8,807.51	100,714.11	100,714.11
412.000	ADV PLOMNT-ACE	53,321.00	0.00	53,321.00	7,729.95	14,621.93	30,969.12	30,969.12
415.000	SUMMER SCHOOL-SECONDARY	762,100.00	2,177.00	764,277.00	814,154.13	13,337.88	-63,215.01	-63,215.01
418.494	ACADMIC PRGS SPEC FACLT W/MONR 1	0.00	0.00	0.00	4.57	32.43	-37.00	-37.00
419.693	ACADMIC PRGS SPEC FACLT W/TST BOCE	0.00	0.00	0.00	22.50	157.50	-180.00	-180.00
421.584	ACADMIC PRGS SPEC FACLT W/OCM	0.00	500.00	500.00	0.00	500.00	0.00	0.00
426.000	EXPL ENRICHMNT-STEM ACTIVITIES	18,483.00	0.00	18,483.00	2,561.54	5,103.37	11,818.09	11,818.09
426.001	EXPL ENRICHMNT-DISTRICT SPECIFIC	110,405.00	0.00	110,405.00	575.00	6,675.80	103,154.20	103,154.20
427.599	EXPL ENRICHMNT W/BROOME BOCES	14,746.00	0.00	14,746.00	14,746.00	1,474.60	-1,474.60	-1,474.60
430.000	DISTANCE LEARNING BASE-COORD	104,953.00	0.00	104,953.00	28,100.65	67,601.64	8,250.71	8,250.71
430.001	DISTANCE LEARNING DIST SPEC	44,875.00	0.00	44,875.00	0.00	1,330.00	43,545.00	43,545.00
430.002	VIRTUAL WORLD PROJECT	61,524.00	0.00	61,524.00	10,792.44	21,555.16	29,176.40	29,176.40
430.003	VIRTUAL WORLD PROJ-SCI FAIR STIPEND	18,500.00	0.00	18,500.00	7,167.56	0.00	11,332.44	11,332.44
430.006	VIRTUAL WORLD PROJ-RIVER CITY	1,300.00	0.00	1,300.00	0.00	0.00	1,300.00	1,300.00
430.007	DL-ADVANCED ACADEMICS BASE	99,092.00	5,487.00	104,579.00	25,786.51	48,825.83	29,986.66	29,986.66
430.008	DL-ADVANCED ACADEMICS DIST SPEC	246,280.00	28,000.00	274,280.00	5,132.21	206,288.75	62,879.04	62,879.04
432.495	DISTANCE LEARNING W/WFL BOCES	2,103.00	0.00	2,103.00	0.00	0.00	2,103.00	2,103.00
433.496	DISTANCE LEARNING W/MON 2 BOCES	4,340.00	0.00	4,340.00	0.00	0.00	4,340.00	4,340.00
438.594	DISTANCE LEARNING W/ OCM BOCES	56,772.00	0.00	56,772.00	5,677.20	51,094.80	0.00	0.00
439.499	EXPL ENRICHMNT W/CAEW BOCES	1,272.00	0.00	1,272.00	0.00	0.00	1,272.00	1,272.00
440.493	SUMMER SCHOOL W/ GV BOCES	2,117.00	0.00	2,117.00	0.00	0.00	2,117.00	2,117.00
502.000	EDUCATIONAL TELEVISION	0.00	0.00	0.00	160.07	0.00	-160.07	-160.07
505.494	ED COMM-MUSIC LIB-MONROE #1 BOCES	1,992.00	0.00	1,992.00	597.20	1,393.48	1.32	1.32
506.000	CURRICULUM DEVELOPMENT	876,943.00	14,570.00	891,513.00	238,449.25	576,847.30	76,216.45	75,716.45
506.001	CURRICULUM DEVELOPMENT-STIPENDS	71,200.00	0.00	71,200.00	36,419.82	0.00	34,780.18	34,780.18
506.002	CURRICULUM DEVELOPMENT-SUBS	75,200.00	9,630.00	84,830.00	0.00	84,830.00	0.00	0.00
507.000	INTER SCHLSTC SPORTS COORD-V	9,624.00	0.00	9,624.00	464.06	5,300.27	3,859.67	3,859.67
508.000	LIBRARY SERVICE/MEDIA (BASE)	82,908.00	0.00	82,908.00	20,824.31	45,758.45	16,325.24	16,325.24
508.001	LIBRY SVC-DATABASES	162,242.00	-5,700.00	156,542.00	118,064.05	25,994.70	12,493.25	12,493.25
508.002	LIBRY SVC-COOPERATIVE COLLECTION DV	85,907.00	8,254.00	94,161.00	9,392.32	30,816.36	53,952.32	53,952.32
511.000	PRINTING	847,380.00	141,762.00	989,142.00	408,580.07	478,349.56	102,212.37	102,212.37
511.005	PRINTING - COURIER	210,334.00	0.00	210,334.00	46,157.27	20,038.15	144,140.58	144,140.58
512.000	COMP SVC-CAI/LAN	771,724.00	0.00	771,724.00	174,070.96	329,829.61	267,823.43	267,823.43
512.001	COMP SVC-CAI/LAN DIST SPEC	1,988,689.00	28,500.00	1,715,189.00	742,976.77	52,267.99	918,944.24	756,229.24
513.000	LIBRARY AUTOMATION (BASE)	211,835.00	0.00	211,835.00	41,655.74	97,797.15	72,382.11	72,382.11
513.001	LIBRARY AUTOMATION-DIST SPECIFIC	11,045.00	-92.00	10,953.00	7,131.00	0.00	3,822.00	3,722.00
513.002	LIBRARY AUTOMATION-MANDARIN	42,840.00	810.00	43,650.00	42,970.00	0.00	680.00	680.00
513.003	LIBRARY AUTOMATION-ALEXANDRIA	2,397.00	192.00	2,589.00	2,589.00	0.00	0.00	0.00
514.000	EXTRA CURR COORD ACADEMIC ALL STARS	12,765.00	0.00	12,765.00	1,857.24	9,069.49	1,838.27	1,838.27

GREATER SOUTHERN TIER BOCES

Budget Status Report As Of: 10/31/2015
Fiscal Year: 2016

Fund: A GENERAL FUND

Budget Account	Description	Initial Budget	Adjustments	Current Budget	Year-to-Date Expenditures	Encumbrances Outstanding	Unencumbered Balance	Available Balance
516.000	PLANNING/INSTR-GRANT WRITING	982,276.00	0.00	982,276.00	207,356.14	406,328.16	348,591.70	348,591.70
517.000	COORD, OTHER-CENTRAL	32,250.00	0.00	32,250.00	27,155.35	131,339.96	-126,245.31	-126,245.31
518.000	COORDINATOR OF HOME INSTRUCTION	57,319.00	0.00	57,319.00	9,831.30	17,740.41	29,747.29	29,747.29
520.000	COMPREHENSIVE SUPPORT SERVICES	67,464.00	0.00	67,464.00	6,996.66	34,869.65	25,607.69	25,607.69
522.000	EQUIPMENT REPAIR-AV	70,520.00	0.00	70,520.00	25,091.06	50,085.43	-4,656.49	-4,656.49
522.001	EQUIPMENT REPAIR-MICRO	271,052.00	0.00	271,052.00	62,680.79	122,511.88	85,859.53	85,859.53
523.483	INTER-SCHOL COOR-W/ GV BOCES	5,790.00	110.00	5,900.00	601.00	5,409.00	-110.00	-110.00
525.000	STAFF DVLPMNT-CURR MENTOR-BASE	573,860.00	-114,772.00	459,088.00	107,535.10	357,501.80	-5,948.90	-5,948.90
525.001	STAFF DVLPMNT-CURR MENTOR-SUBS	71,970.00	-9,630.00	62,340.00	0.00	62,340.00	0.00	0.00
525.002	STAFF DVLPMNT-CURR MENTOR-SUMMER	29,437.00	0.00	29,437.00	5,419.40	2,417.37	21,600.23	21,600.23
525.003	STF DVLPMNT-CURR MNTR-SUMMER STIPND	60,920.00	0.00	60,920.00	54,341.17	0.00	6,578.83	6,578.83
525.004	STAFF DVLPMNT-STEM MENTORS	989,910.00	28,893.00	1,018,603.00	171,727.17	563,062.67	283,813.16	283,813.16
525.005	STAFF DVLPMNT-STEM CURR MAP	0.00	0.00	0.00	1,204.82	0.00	-1,204.82	-1,204.82
525.006	STAFF DVLPMNT-STEM SUBS	120,968.00	258.00	121,226.00	0.00	120,988.00	258.00	258.00
525.007	STAFF DVLPMNT-STEM STIPENDS	500.00	0.00	500.00	26,585.39	0.00	-26,085.39	-26,085.39
525.008	STAFF DVLPMNT-STEM EVALS	43,200.00	0.00	43,200.00	0.00	0.00	43,200.00	43,200.00
526.691	INTER-SCHOL COOR-DCMO	28,693.00	0.00	28,693.00	5,752.20	23,008.83	-68.03	-68.03
527.000	INSTR MAT DEVEL-ELEM SCIENCE	232,758.00	3,225.00	235,981.00	64,324.10	114,144.84	57,512.06	57,512.06
527.001	DISCRETIONARY-ELEM SCIENCE	462,961.00	26,692.00	489,653.00	227,000.01	75,532.69	187,120.30	179,817.48
527.002	INSTR MAT DEVEL-SCI DISCOVERY CTR	4,322.00	0.00	4,322.00	1,866.09	1,970.91	365.00	365.00
527.003	SCI DISCOVERY CTR-DIST SPEC	43,213.00	1,500.00	44,713.00	456.00	42,757.00	1,500.00	1,500.00
528.000	IND-ED ACT COOR-CDC	372,434.00	0.00	372,434.00	61,616.70	165,291.31	145,525.99	145,525.99
528.002	IND-ED ACT COOR-CDC INTERNSHIPS	35,005.00	0.00	35,005.00	5,785.69	19,915.25	9,304.06	9,304.06
528.005	IND-ED ACT COOR-CDC YOUTH LEADERSHP	6,750.00	1,000.00	7,750.00	528.25	1,253.90	5,967.85	5,967.85
528.008	IND-ED ACT COOR-CDC ADDL CAREER SV	101,822.00	0.00	101,822.00	13,254.08	53,448.63	35,119.29	35,119.29
535.489	Equipment Repair XC	8,199.00	0.00	8,199.00	2,219.00	5,980.00	0.00	0.00
536.000	MODEL SCHOOLS-BASE	78,111.00	0.00	78,111.00	13,703.85	27,333.77	37,073.38	37,073.38
536.001	MODEL SCHOOLS-DIST SPEC	24,043.00	0.00	24,043.00	10,460.67	0.00	13,582.33	13,582.33
537.000	SCH CURR-BASE	215,921.00	0.00	215,921.00	28,986.39	65,334.36	121,600.25	121,600.25
537.001	SCH CURR-WORKSHOPS	434,276.00	0.00	434,276.00	93,764.20	93,573.60	246,938.20	246,938.20
537.002	SCH CURR-DATA ANALYSIS	150,480.00	0.00	150,480.00	48,348.09	93,455.30	8,678.61	8,678.61
537.003	SCH CURR-LEADERSHIP	21,000.00	0.00	21,000.00	11,357.37	0.00	9,642.63	9,642.63
537.004	SCH CURR-SUB REIMBURSEMENT	60,139.00	0.00	60,139.00	0.00	60,139.00	0.00	0.00
537.005	SCH CURR-WORKSHOPS-DISTRICT SPEC	85,850.00	0.00	85,850.00	11,521.63	26,446.05	47,882.32	44,882.32
537.006	SCH CURR-STIPENDS	127,779.00	0.00	127,779.00	87,064.03	0.00	40,714.97	40,714.97
537.007	SCH CURR-SUPT RETREAT	6,300.00	0.00	6,300.00	0.00	0.00	6,300.00	6,300.00
537.008	SCH CURR-NYSCOSS	2,100.00	0.00	2,100.00	1,328.47	871.53	-100.00	-100.00
537.010	SCH CURR-NETWORK TEAMS	66,000.00	0.00	66,000.00	14,569.83	24,513.45	26,916.72	26,916.72
537.011	SCH CURR-ORGANIZ DEVELOP	0.00	0.00	0.00	7,136.00	4,954.28	-12,090.28	-12,090.28

GREATER SOUTHERN TIER BOCES

Budget Status Report As Of: 10/31/2015
Fiscal Year: 2016

Fund: A GENERAL FUND

Budget Account	Description	Initial Budget	Adjustments	Current Budget	Year-to-Date Expenditures	Encumbrances Outstanding	Unencumbered Balance	Available Balance
537.012 SCH CURR-REGIONAL SCORING		237,553.00	0.00	237,553.00	3,468.95	16,338.83	217,745.22	217,745.22
540.688 STAFF DEV W/PUTNAM WESTCHESTER BOCE		0.00	0.00	0.00	3,600.00	0.00	-3,600.00	-3,600.00
545.486 SCH CURR-W/MONROE #2 BOCES		14,038.00	0.00	14,038.00	0.00	0.00	14,038.00	14,038.00
547.591 School/Curriculum Improvement Plann		43,800.00	0.00	43,800.00	14,600.00	29,200.00	0.00	0.00
550.591 COMPUTER SVC, INSTR W/ ERIE 1 BOCES		943,312.00	82,735.00	1,026,047.00	345,272.03	808,235.97	-127,461.00	-127,461.00
552.599 SCH CURR-W/BROOME-TIOGA BOCES		8,536.00	0.00	8,536.00	2,188.47	0.00	7,347.53	7,347.53
555.591 MODEL SCHOOLS W/ERIE 1 BOCES		44,000.00	0.00	44,000.00	8,800.00	35,200.00	0.00	0.00
556.693 MODEL SCHOOLS W/TST BOCES		795.00	0.00	795.00	0.00	0.00	795.00	795.00
558.683 SCH CURR-W/TST BOCES		12,080.00	0.00	12,080.00	3,600.00	8,400.00	80.00	80.00
559.693 SUBSTANCE ABUSE INFO W/ TST		0.00	6,827.00	6,827.00	1,989.61	4,836.89	0.50	0.50
562.493 SCH CURR-W/GEN VALLEY BOCES		300.00	200.00	500.00	44.44	355.56	100.00	100.00
568.596 MODEL SCHOOLS W/ ALBANY BOCES		1,040.00	0.00	1,040.00	1,040.00	0.00	0.00	0.00
569.495 INTER-SCHOL COOR-W/ WFL BOCES		315.00	0.00	315.00	0.00	0.00	315.00	315.00
602.001 HLTH COORD-STELUBEN PLAN		107,891.00	0.00	107,891.00	24,670.60	55,420.70	27,799.70	22,799.70
602.002 WORKERS COMP COORD		42,240.00	0.00	42,240.00	19,689.26	16,615.14	5,935.60	5,935.60
605.001 CSC-TELECOM		-950,767.00	0.00	-950,767.00	115,639.31	251,896.76	-1,318,303.07	-1,318,303.07
605.002 CSC-DESKTOP		2,511,323.00	65,869.00	2,577,192.00	661,615.98	1,292,441.62	623,134.40	623,134.40
605.003 CSC-EMAIL		94,874.00	0.00	94,874.00	32,589.13	38,484.83	23,800.04	23,800.04
605.005 CSC-INST TECH		159,302.00	0.00	159,302.00	38,123.94	76,150.91	45,027.15	45,027.15
605.006 CSC-SERVER		411,376.00	0.00	411,376.00	136,608.41	185,743.37	89,024.22	89,024.22
605.007 CSC-ON-LINE		440,616.00	0.00	440,616.00	86,332.81	103,557.06	250,728.13	250,728.13
605.008 CSC-ON-LINE/DIST SPEC		3,284,457.00	89,835.00	3,374,292.00	1,865,636.28	945,091.25	563,564.47	561,770.72
605.009 CSC-DOC IMAGING		134,599.00	6,377.00	140,976.00	17,128.48	31,509.03	92,338.49	92,338.49
605.010 CSC-STUDENT MGT SYS-BASE		894,919.00	500.00	895,419.00	207,881.39	352,466.86	335,070.75	334,070.75
605.011 CSC-STUDENT MGT SYS-DIST SPEC		86,412.00	0.00	86,412.00	60,211.73	0.00	26,200.27	26,200.27
605.012 CSC-FINANCIAL		732,985.00	-2,573.00	730,412.00	283,434.76	291,283.14	155,694.10	155,694.10
605.013 CSC-DSRS		1,259,803.00	0.00	1,259,803.00	355,052.06	684,606.85	220,144.09	220,144.09
605.014 CSC-SAS		134,416.00	0.00	134,416.00	37,234.92	74,400.23	22,780.85	22,780.85
605.015 CSC-TEST SCORING-BASE		601,506.00	0.00	601,506.00	213,440.81	261,362.43	126,702.76	126,702.76
605.016 CSC-TEST SCORING-DIST SPEC		444,630.00	0.00	444,630.00	365,192.80	4,482.00	74,955.20	74,955.20
605.017 CSC-IDEAS		122,447.00	2,800.00	125,247.00	30,990.38	52,470.06	41,786.56	41,786.56
605.018 CSC-INTERNET		350,913.00	0.00	350,913.00	67,682.86	164,799.24	98,430.90	98,430.90
605.020 CSC-CLEAR TRACK 200		218,178.00	0.00	218,178.00	103,055.46	77,486.05	37,636.49	37,636.49
605.021 CSC-CAFETERIA POS-BASE		179,754.00	0.00	179,754.00	40,381.35	90,454.87	48,917.78	48,917.78
605.022 CSC-CAFETERIA POS-DIST SPEC		3,835.00	0.00	3,835.00	295.00	231.00	3,309.00	3,309.00
605.023 CSC-ID CARDS		3,570.00	0.00	3,570.00	738.64	480.00	2,351.36	2,351.36
605.024 CSC-MEDICAID REIMBURSEMENT		150,396.00	0.00	150,396.00	56,461.34	62,441.17	31,493.49	31,493.49
605.025 CSC-METERING & MANAGEMENT		10,800.00	0.00	10,800.00	10,080.00	0.00	720.00	720.00
605.026 CSC-SHARED CIO SERVICE		183,882.00	0.00	183,882.00	58,609.88	86,424.70	38,847.42	38,847.42

GREATER SOUTHERN TIER BOCES

Budget Status Report As Of: 10/31/2015
Fiscal Year: 2016

Fund: A GENERAL FUND

Budget Account	Description	Initial Budget	Adjustments	Current Budget	Year-to-Date Expenditures	Encumbrances Outstanding	Unencumbered Balance	Available Balance
605.027 CSC-VOIP		580,460.00	0.00	580,460.00	213,756.48	214,597.34	152,108.18	151,056.18
605.028 CSC-BACKUP SERVICE		237,501.00	0.00	237,501.00	73,618.06	75,489.47	88,393.47	88,393.47
605.028 CSC-SECURITY		230,979.00	0.00	230,979.00	55,576.37	112,624.18	62,778.45	62,778.45
605.030 CSC-ENHANCED MEDICAID COORDINATION		29,133.00	0.00	29,133.00	3,136.80	0.00	25,996.20	25,996.20
605.031 FAX SERVICE		19,650.00	0.00	19,650.00	2,935.24	12,074.70	4,640.06	4,640.06
606.000 SUBSTITUTE COORDINATION		112,793.00	0.00	112,793.00	42,953.88	35,904.52	33,934.60	33,934.60
607.000 STAFF DEVELOPMENT: BUS DRIVERS		1,700.00	0.00	1,700.00	0.00	0.00	1,700.00	1,700.00
608.000 NEGOTIATIONS (LABOR RELATIONS)		293,053.00	0.00	293,053.00	76,998.05	154,014.86	62,040.09	61,307.09
609.000 SAFETY/RISK MGT-BASE		730,775.00	170.00	730,945.00	178,483.95	356,588.04	195,873.01	195,873.01
610.000 EMPLOYEE ASSISTANCE PROGRAM		104,900.00	0.00	104,900.00	32,473.29	63,901.89	8,524.82	8,524.82
611.000 TRANS OTHER:DRUG TESTING		54,046.00	0.00	54,046.00	2,645.42	9,913.80	41,486.78	41,486.78
612.000 CBO-BASE		3,724,379.00	3,457.00	3,727,836.00	862,782.98	1,747,848.89	1,117,224.13	1,117,224.13
612.001 CBO-DISTRICT SPECIFIC NON-AIDABLE		24,900.00	312.00	25,212.00	2,267.80	20,184.20	2,750.00	2,750.00
612.002 CBO-DISTRICT SPECIFIC		10,506.00	306.00	10,812.00	577.58	2,946.76	7,287.66	7,287.66
614.000 PUBLIC INFO-BASE		144,718.00	0.00	144,718.00	78,563.11	160,073.39	93,918.50	93,918.50
614.001 PUBLIC INFO-WEB DESIGN		0.00	0.00	0.00	0.00	0.00	0.00	0.00
615.592 PLNG SVCS MGMT (ST AID) W/QUESTAR		65,310.00	0.00	65,310.00	69,740.00	0.00	-4,430.00	-4,430.00
616.594 COOP BDN COORD (ENERGY) W/OOCM BOCE		31,600.00	0.00	31,600.00	3,374.00	30,366.00	-2,140.00	-2,140.00
617.000 SCHOOL FOOD MANAGEMENT: CENTRAL		1,734,508.00	0.00	1,734,508.00	363,258.07	974,975.61	396,276.32	395,726.69
618.000 GASB-45 PLANNING AND VALUATION SERV		51,050.00	0.00	51,050.00	2,604.85	56,485.45	-8,040.30	-8,040.30
619.000 FINGERPRINTING		0.00	0.00	0.00	477.97	936.13	-1,414.10	-1,414.10
620.598 PUBLIC INFO-BASE		47,032.00	0.00	47,032.00	11,757.96	35,274.04	0.00	0.00
621.494 TRANSPORTATION HANDICAPP W/ MONROE		0.00	0.00	0.00	364.64	2,553.36	-2,918.00	-2,918.00
623.000 COOP AD/RECRUITING-BASE		9,068.00	0.00	9,068.00	2,115.95	4,233.43	2,718.62	2,718.62
623.001 COOP AD/RECRUITING-DIST SPEC		72,592.00	0.00	72,592.00	50,291.10	53,773.25	-31,472.35	-31,472.35
624.000 STAFF DEV: BOARD OF ED		21,000.00	0.00	21,000.00	3,499.28	9,204.09	8,296.63	8,296.63
624.001 SCH BOARD TRAINING		0.00	0.00	0.00	0.00	2,400.00	-2,400.00	-2,400.00
627.495 Staff Development: Clerical w/ WFL		1,182.00	0.00	1,182.00	0.00	0.00	1,182.00	1,182.00
629.591 COMPUTER SERVICE/MGMT W/ ERIE 1 BOC		2,825,612.00	280,424.00	3,106,036.00	983,983.06	2,217,998.94	-95,946.00	-95,946.00
630.597 CSC-X-CONT MADISON-ONEIDA BOCES		13,848.00	0.00	13,848.00	1,835.60	7,342.40	4,670.00	4,670.00
631.694 CSC-X-CONT E SUFFOLK		16,406.00	0.00	16,406.00	0.00	0.00	16,406.00	16,406.00
633.493 HLTH CARE COORD W/GV BOCES		55,370.00	19,159.00	74,529.00	13,785.18	55,140.76	5,603.06	5,603.06
634.495 STAFF DEVELOP: BUS DRIVERS WWFL		437.00	0.00	437.00	0.00	0.00	437.00	437.00
635.493 NEGOTIATIONS(LBR RELTNS) W/GV BOCES		20,043.00	-2,468.00	17,574.00	1,952.67	15,621.33	0.00	0.00
636.497 NEGOTIATIONS(LBR RELTNS) W/C-O BOCE		25,370.00	0.00	25,370.00	7,811.00	17,759.00	0.00	0.00
637.493 COOP BIDNG COORD(FOOD SVC) W/GV		215.00	0.00	215.00	0.00	0.00	215.00	215.00
638.495 COOP BIDNG COORD(ENERGY)WWFL		19,125.00	0.00	19,125.00	0.00	0.00	19,125.00	19,125.00
639.598 GASB-45 PLANNING SRV W/CAPITAL BOCE		0.00	0.00	0.00	7,101.12	0.88	-7,102.00	-7,102.00
640.495 COOP AD/RECRUITING-WFL		8,000.00	0.00	8,000.00	0.00	0.00	8,000.00	8,000.00

GREATER SOUTHERN TIER BOCES

Budget Status Report As Of: 10/31/2015
Fiscal Year: 2016

Fund: A GENERAL FUND

Budget Account	Description	Initial Budget	Adjustments	Current Budget	Year-to-Date Expenditures	Encumbrances Outstanding	Unencumbered Balance	Available Balance
641.496	COOP AD/RECRUITING-MON #2	6,089.00	0.00	6,089.00	584.45	4,675.55	829.00	829.00
643.498	NEGOTIATIONS(LBR RELTNS) W/CAEW BOC	1,910.00	-550.00	1,360.00	272.00	1,088.00	0.00	0.00
646.491	Computer Service: Management XC	11,992.00	0.00	11,992.00	0.00	0.00	11,992.00	11,992.00
647.499	STAFF DEVELOP: BUS DRIVERS W/CA BOC	600.00	0.00	600.00	0.00	0.00	600.00	600.00
648.698	RECRUITING W/ PUTNAM BOCES	3,486.00	0.00	3,486.00	1,031.40	9,282.60	-6,828.00	-6,828.00
649.493	STAFF DEVELOP: BUS DRIVERS W/GV BOC	495.00	0.00	495.00	0.00	0.00	495.00	495.00
651.495	COMPUTER SERVICE MANAGEMENT W/ WFL	1,196.00	25.00	1,221.00	366.12	879.27	-24.39	-24.39
653.594	COMPUTER SERVICE MANAGEMENT W/ OCM	1,250.00	-1,250.00	0.00	0.00	0.00	0.00	0.00
659.591	POLICY MANUAL SERVICE-ERIE 1	45,709.00	-11,500.00	34,209.00	12,455.73	26,985.27	-5,232.00	-5,232.00
664.591	SAFETY RISK W/ ERIE 1 BOCES	0.00	0.00	0.00	-33.33	0.00	33.33	33.33
665.691	COOPERATIVE BID/SUPPLIES-DCMO	60,441.00	0.00	60,441.00	12,076.14	48,304.57	60.29	60.29
666.693	WASTE REMOVAL-TST	11,892.00	-599.00	11,293.00	3,387.70	7,904.64	0.66	0.66
669.693	ENERGY MANAGEMENT W/ TST BOCES	45,243.00	0.00	45,243.00	13,572.90	31,670.10	0.00	0.00
701.000	O & M- BUSH CAMPUS	-1,540,186.00	0.00	-1,540,186.00	611,898.70	1,222,206.68	-3,374,301.38	-3,374,301.38
701.100	O & M- CPRS CAMPUS	660,046.00	0.00	660,046.00	188,709.64	335,293.90	136,042.46	132,617.46
701.200	O & M- WW CAMPUS	675,600.00	0.00	675,600.00	148,817.44	331,602.35	195,180.21	191,755.21
701.300	O & M- ALL CAMPUSES	204,550.00	0.00	204,550.00	56,357.69	16,188.31	132,006.00	130,806.00
702.000	Special Education Supervision	0.00	0.00	0.00	120,092.60	246,117.92	-366,210.52	-366,210.52
703.000	ISC-ADMIN	0.00	0.00	0.00	19,533.77	38,024.00	-57,557.77	-57,557.77
704.000	MSC ADMIN	0.00	0.00	0.00	74,483.51	148,674.77	-223,158.28	-223,158.28
705.000	COMPUTER SVC-ADMIN	0.00	0.00	0.00	149,986.60	280,462.75	-430,449.35	-430,449.35
725.000	OCC THRPY RELATED SVC	0.00	0.00	0.00	78,567.50	351,974.88	-430,542.38	-430,558.28
726.000	PHY THRPY RELATED SVC	0.00	0.00	0.00	40,383.25	205,132.67	-245,515.92	-245,515.92
728.000	VISION RELATED SVC	0.00	0.00	0.00	3,689.58	20,485.64	-24,185.22	-24,185.22
729.000	SPEECH RELATED SVC	0.00	0.00	0.00	135,343.89	578,168.04	-713,511.93	-713,511.93
731.000	ADAPTED PE RELATED SVC	0.00	0.00	0.00	14,852.98	64,179.35	-79,032.33	-79,032.33
732.000	ONE ON ONE AIDE RELATED SVC	0.00	0.00	0.00	153,446.48	650,979.82	-804,426.30	-804,426.30
734.000	COUNSELING RELATED SVC	0.00	0.00	0.00	172,537.36	914,475.71	-1,087,013.07	-1,087,013.07
737.000	ONE ON ONE NURSE-RN REL SVC	0.00	0.00	0.00	0.00	0.00	0.00	0.00
737.001	ONE ON ONE NURSE-LPN REL SVC	0.00	0.00	0.00	17,434.24	87,218.71	-104,652.95	-104,652.95
Total GENERAL FUND		90,584,171.00	705,663.00	91,289,834.00	20,954,261.30	46,158,899.10	24,176,673.60	23,917,907.07

GREATER SOUTHERN TIER BOCES

Budget Status Report As Of: 10/31/2015
Fiscal Year: 2016

Fund: A GENERAL FUND

Selection Criteria

Criteria Name: Last Run

Fund: A

Budget type: Current Year

As Of Date: 10/31/2015

Suppress budgetcodes with no activity

Print Summary Only

Show Available Balance, not service

Sort by: Fund/Service

Printed by Janice Conley

GREATER SOUTHERN TIER BOCES

Revenue Status Report As Of: 10/31/2015
Fiscal Year: 2016

Fund: A GENERAL FUND

Revenue Account	Service	Description	Original Estimate	Adjustments	Current Estimate	Year-to-Date	Anticipated Balance	Excess Revenue
001.000 ADMINISTRATION								
2250-000	Chrgs to Components-Adm/Rent		7,022,347.00	0.00	7,022,347.00	0.00	7,022,347.00	0.00
2401-000	Interest and Earnings		0.00	0.00	0.00	2,730.23	0.00	2,730.23
2401-001	PREMIUM ON OBLIGATIONS		0.00	0.00	0.00	51,590.00	0.00	51,590.00
2701-000	Refunds Prior Years Expenses		0.00	0.00	0.00	2,052.30	0.00	2,052.30
2770-000	Unclassified Revenues		50,000.00	0.00	50,000.00	5,484.84	44,515.36	0.00
	Subtotal of 001.000 ADMINISTRATION		7,072,347.00	0.00	7,072,347.00	61,857.17	7,066,662.36	56,372.53
002.000 RENTAL OF FACILITIES								
2250-000	Chrgs to Components-Adm/Rent		751,615.00	0.00	751,615.00	0.00	751,615.00	0.00
	Subtotal of 002.000 RENTAL OF FACILITIES		751,615.00	0.00	751,615.00	0.00	751,615.00	0.00
002.010 TRANSFER TO CAPITAL FUND								
2250-000	Chrgs to Components-Adm/Rent		1,400,000.00	0.00	1,400,000.00	0.00	1,400,000.00	0.00
	Subtotal of 002.010 TRANSFER TO CAPITAL FUND		1,400,000.00	0.00	1,400,000.00	0.00	1,400,000.00	0.00
002.020 DEBT SERVICE - EPC								
2250-000	Chrgs to Components-Adm/Rent		702,152.00	0.00	702,152.00	0.00	702,152.00	0.00
2770-000	Unclassified Revenues		0.00	0.00	0.00	140,094.00	0.00	140,094.00
	Subtotal of 002.020 DEBT SERVICE - EPC		702,152.00	0.00	702,152.00	140,094.00	702,152.00	140,094.00
101.000 CAREER AND TECHNICAL EDUCATION								
1310-000	Day School Tuition		15,000.00	0.00	15,000.00	0.00	15,000.00	0.00
2252-000	Chrgs to Components-Services		15,638,246.00	0.00	15,638,246.00	0.00	15,638,246.00	0.00
2770-000	Unclassified Revenues		0.00	0.00	0.00	149.06	0.00	149.06
3289-000	Other State Aid		0.00	0.00	0.00	200,000.00	0.00	200,000.00
	Subtotal of 101.000 CAREER AND TECHNICAL EDUCATION		15,653,246.00	0.00	15,653,246.00	200,149.06	15,653,246.00	200,149.06
101.100 CTE-CPRS CAMPUS								
2701-000	Refunds Prior Years Expenses		0.00	0.00	0.00	121.08	0.00	121.08
	Subtotal of 101.100 CTE-CPRS CAMPUS		0.00	0.00	0.00	121.08	0.00	121.08
101.107 CTE-CPRS-AUTO MECHANICS								
1422-000	Organized Activity Income		0.00	0.00	0.00	270.00	0.00	270.00
2701-000	Refunds Prior Years Expenses		0.00	0.00	0.00	526.00	0.00	526.00
	Subtotal of 101.107 CTE-CPRS-AUTO MECHANICS		0.00	0.00	0.00	796.00	0.00	796.00
101.110 CTE-CPRS-AGRICULTURE								
1422-000	Organized Activity Income		0.00	0.00	0.00	900.00	0.00	900.00

* Estimated revenue for Carryover Encumbrances from the prior fiscal year will not be realized. These are estimates to balance the budget

GREATER SOUTHERN TIER BOCES

Revenue Status Report As Of: 10/31/2015
Fiscal Year: 2016

Fund: A GENERAL FUND

Revenue Account	Service	Description	Original Estimate	Adjustments	Current Estimate	Year-to-Date	Anticipated Balance	Excess Revenue
2701-000	Refunds Prior Years Expenses		0.00	0.00	0.00	82.00	0.00	82.00
Subtotal of 101.110 CTE-CPRS-AGRICULTURE			0.00	0.00	0.00	982.00	0.00	982.00
101.145	CTE-CPRS-CONSTRUCTION TRADES							
1422-000	Organized Activity Income		0.00	0.00	0.00	1,549.07	0.00	1,549.07
Subtotal of 101.145 CTE-CPRS-CONSTRUCTION TRADES			0.00	0.00	0.00	1,549.07	0.00	1,549.07
101.206	CTE - BUSH - AUTO BODY REPAIR							
1422-000	Organized Activity Income		0.00	0.00	0.00	164.72	0.00	164.72
Subtotal of 101.206 CTE - BUSH - AUTO BODY REPAIR			0.00	0.00	0.00	164.72	0.00	164.72
101.207	CTE - BUSH - AUTO MECHANICS							
1422-000	Organized Activity Income		0.00	0.00	0.00	402.08	0.00	402.08
Subtotal of 101.207 CTE - BUSH - AUTO MECHANICS			0.00	0.00	0.00	402.08	0.00	402.08
101.213	CTE - BUSH - WELDING							
2665-000	Sales-Equipment		0.00	0.00	0.00	76.50	0.00	76.50
Subtotal of 101.213 CTE - BUSH - WELDING			0.00	0.00	0.00	76.50	0.00	76.50
101.215	CTE - BUSH - COSMETOLOGY							
1422-000	Organized Activity Income		0.00	0.00	0.00	12,501.00	0.00	12,501.00
2701-000	Refunds Prior Years Expenses		0.00	0.00	0.00	99.33	0.00	99.33
Subtotal of 101.215 CTE - BUSH - COSMETOLOGY			0.00	0.00	0.00	12,600.33	0.00	12,600.33
101.216	CTE - BUSH - CHEF/COOK							
1422-000	Organized Activity Income		0.00	0.00	0.00	1,470.00	0.00	1,470.00
Subtotal of 101.216 CTE - BUSH - CHEF/COOK			0.00	0.00	0.00	1,470.00	0.00	1,470.00
101.217	CTE - BUSH - PRE-VOCATIONAL							
2665-000	Sales-Equipment		0.00	0.00	0.00	979.07	0.00	979.07
Subtotal of 101.217 CTE - BUSH - PRE-VOCATIONAL			0.00	0.00	0.00	979.07	0.00	979.07
101.220	CTE - BUSH - NURSE ASSISTING							
2701-000	Refunds Prior Years Expenses		0.00	0.00	0.00	35.00	0.00	35.00
Subtotal of 101.220 CTE - BUSH - NURSE ASSISTING			0.00	0.00	0.00	35.00	0.00	35.00
101.222	CTE - BUSH - AUTO MECHANICS 2							
1422-000	Organized Activity Income		0.00	0.00	0.00	1,602.10	0.00	1,602.10
2701-000	Refunds Prior Years Expenses		0.00	0.00	0.00	205.00	0.00	205.00

* Estimated revenue for Carryover Encumbrances from the prior fiscal year will not be realized. These are estimates to balance the budget

GREATER SOUTHERN TIER BOCES

Revenue Status Report As Of: 10/31/2015
Fiscal Year: 2016

Fund: A GENERAL FUND

Revenue Account	Service	Description	Original Estimate	Adjustments	Current Estimate	Year-to-Date	Anticipated Balance	Excess Revenue
Subtotal of 101.222 CTE - BUSH - AUTO MECHANICS 2			0.00	0.00	0.00	1,807.10	0.00	1,807.10
101.307 CTE-WW-AUTO TECH								
1422-000	Organized Activity Income		0.00	0.00	0.00	516.13	0.00	516.13
2701-000	Refunds Prior Years Expenses		0.00	0.00	0.00	8.87	0.00	8.87
Subtotal of 101.307 CTE-WW-AUTO TECH			0.00	0.00	0.00	525.00	0.00	525.00
105.493 CTE CROSS CONTRACT W/ GV BOCES								
2252-000	Chrgs to Components-Services		0.00	31,920.00	31,920.00	0.00	31,920.00	0.00
Subtotal of 105.493 CTE CROSS CONTRACT W/ GV BOCES			0.00	31,920.00	31,920.00	0.00	31,920.00	0.00
203.220 S/P 1:12:1-ACADEMIC DELAY								
2252-000	Chrgs to Components-Services		748,992.00	-15,936.00	733,056.00	0.00	733,056.00	0.00
Subtotal of 203.220 S/P 1:12:1-ACADEMIC DELAY			748,992.00	-15,936.00	733,056.00	0.00	733,056.00	0.00
203.225 S/P 1:12:1-AD- RS OT								
2252-000	Chrgs to Components-Services		7,680.00	-3,840.00	3,840.00	0.00	3,840.00	0.00
Subtotal of 203.225 S/P 1:12:1-AD- RS OT			7,680.00	-3,840.00	3,840.00	0.00	3,840.00	0.00
203.226 S/P 1:12:1-AD- RS PT								
2252-000	Chrgs to Components-Services		3,280.00	4,920.00	8,200.00	0.00	8,200.00	0.00
Subtotal of 203.226 S/P 1:12:1-AD- RS PT			3,280.00	4,920.00	8,200.00	0.00	8,200.00	0.00
203.229 S/P 1:12:1-AD- RS SPCH								
2252-000	Chrgs to Components-Services		41,640.00	-26,045.00	15,595.00	0.00	15,595.00	0.00
Subtotal of 203.229 S/P 1:12:1-AD- RS SPCH			41,640.00	-26,045.00	15,595.00	0.00	15,595.00	0.00
203.231 S/P 1:12:1-AD-RS AD PE								
2252-000	Chrgs to Components-Services		7,920.00	-7,920.00	0.00	0.00	0.00	0.00
Subtotal of 203.231 S/P 1:12:1-AD-RS AD PE			7,920.00	-7,920.00	0.00	0.00	0.00	0.00
203.232 S/P 1:12:1-AD- RS 1:1 AIDE								
2252-000	Chrgs to Components-Services		44,220.00	0.00	44,220.00	0.00	44,220.00	0.00
Subtotal of 203.232 S/P 1:12:1-AD- RS 1:1 AIDE			44,220.00	0.00	44,220.00	0.00	44,220.00	0.00
203.234 S/P 1:12:1-AD- RS CNSL								
2252-000	Chrgs to Components-Services		59,280.00	-29,874.00	29,406.00	0.00	29,406.00	0.00
Subtotal of 203.234 S/P 1:12:1-AD- RS CNSL			59,280.00	-29,874.00	29,406.00	0.00	29,406.00	0.00

* Estimated revenue for Carryover Encumbrances from the prior fiscal year will not be realized.

These are estimates to balance the budget

GREATER SOUTHERN TIER BOCES

Revenue Status Report As Of: 10/31/2015
Fiscal Year: 2016

Fund: A GENERAL FUND

Revenue Account	Service	Description	Original Estimate	Adjustments	Current Estimate	Year-to-Date	Anticipated Balance	Excess Revenue
203.237 S/P 1:12:1 AD RS NURSE								
2252-000	Chrgs to Components-Services		0.00	51,183.60	51,183.60	0.00	51,183.60	0.00
Subtotal of 203.237 S/P 1:12:1 AD RS NURSE			0.00	51,183.60	51,183.60	0.00	51,183.60	0.00
205.000 S/P 1:15-ELSMERE								
2252-000	Chrgs to Components-Services		694,704.00	-59,304.00	635,400.00	0.00	635,400.00	0.00
Subtotal of 205.000 S/P 1:15-ELSMERE			694,704.00	-59,304.00	635,400.00	0.00	635,400.00	0.00
205.725 S/P 1:15-ELSMERE RS OT								
2252-000	Chrgs to Components-Services		0.00	16,896.00	16,896.00	0.00	16,896.00	0.00
Subtotal of 205.725 S/P 1:15-ELSMERE RS OT			0.00	16,896.00	16,896.00	0.00	16,896.00	0.00
205.726 S/P 1:15-ELSMERE RS PT								
2252-000	Chrgs to Components-Services		19,680.00	-801.78	18,878.22	0.00	18,878.22	0.00
Subtotal of 205.726 S/P 1:15-ELSMERE RS PT			19,680.00	-801.78	18,878.22	0.00	18,878.22	0.00
205.729 S/P 1:15-ELSMERE RS SPEECH								
2252-000	Chrgs to Components-Services		60,360.00	-6,480.00	53,880.00	0.00	53,880.00	0.00
Subtotal of 205.729 S/P 1:15-ELSMERE RS SPEECH			60,360.00	-6,480.00	53,880.00	0.00	53,880.00	0.00
205.731 S/P 1:15-ELSMERE RS ADAP PE								
2252-000	Chrgs to Components-Services		5,280.00	-5,280.00	0.00	0.00	0.00	0.00
Subtotal of 205.731 S/P 1:15-ELSMERE RS ADAP PE			5,280.00	-5,280.00	0.00	0.00	0.00	0.00
205.732 S/P 1:15-ELSMERE RS 1:1 AIDE								
2252-000	Chrgs to Components-Services		88,440.00	0.00	88,440.00	0.00	88,440.00	0.00
Subtotal of 205.732 S/P 1:15-ELSMERE RS 1:1 AIDE			88,440.00	0.00	88,440.00	0.00	88,440.00	0.00
205.734 S/P 1:15-ELSMERE RS COUNSELING								
2252-000	Chrgs to Components-Services		104,520.00	-31,200.00	73,320.00	0.00	73,320.00	0.00
Subtotal of 205.734 S/P 1:15-ELSMERE RS COUNSELING			104,520.00	-31,200.00	73,320.00	0.00	73,320.00	0.00
205.737 S/P ELSMERE RS NURSE								
2252-000	Chrgs to Components-Services		57,910.00	-5,414.00	52,496.00	0.00	52,496.00	0.00
Subtotal of 205.737 S/P ELSMERE RS NURSE			57,910.00	-5,414.00	52,496.00	0.00	52,496.00	0.00
209.000 S/P 1:8:1								
2252-000	Chrgs to Components-Services		5,421,750.00	620,792.83	6,042,542.83	0.00	6,042,542.83	0.00
2254-000	Chrgs to Other Boces-Services		0.00	72,290.00	72,290.00	8,032.22	64,257.78	0.00

* Estimated revenue for Carryover Encumbrances from the prior fiscal year will not be realized.
These are estimates to balance the budget

GREATER SOUTHERN TIER BOCES

Revenue Status Report As Of: 10/31/2015
Fiscal Year: 2016

Fund: A GENERAL FUND

Revenue Account	Service	Description	Original Estimate	Adjustments	Current Estimate	Year-to-Date	Anticipated Balance	Excess Revenue
Subtotal of 209.000 S/P 1:8:1			5,421,750.00	693,082.83	6,114,832.83	8,032.22	6,106,800.61	0.00
209.725 S/P 1:8:1 RS OT								
2252-000	Chrgs to Components-Services		62,720.00	14,560.28	77,280.28	0.00	77,280.28	0.00
2254-000	Chrgs to Other Boces-Services		0.00	5,120.00	5,120.00	568.89	4,551.11	0.00
Subtotal of 209.725 S/P 1:8:1 RS OT			62,720.00	19,680.28	82,400.28	568.89	81,831.39	0.00
209.726 S/P 1:8:1 RS PT								
2252-000	Chrgs to Components-Services		19,680.00	22,814.22	42,494.22	0.00	42,494.22	0.00
Subtotal of 209.726 S/P 1:8:1 RS PT			19,680.00	22,814.22	42,494.22	0.00	42,494.22	0.00
209.728 S/P 1:8:1 RS PT								
2252-000	Chrgs to Components-Services		0.00	3,680.00	3,680.00	0.00	3,680.00	0.00
Subtotal of 209.728 S/P 1:8:1 RS PT			0.00	3,680.00	3,680.00	0.00	3,680.00	0.00
209.729 S/P 1:8:1 RS SPEECH								
2252-000	Chrgs to Components-Services		42,080.00	66,085.00	108,165.00	0.00	108,165.00	0.00
Subtotal of 209.729 S/P 1:8:1 RS SPEECH			42,080.00	66,085.00	108,165.00	0.00	108,165.00	0.00
209.731 S/P 1:8:1 RS ADAPTED PE RS								
2252-000	Chrgs to Components-Services		0.00	7,920.00	7,920.00	0.00	7,920.00	0.00
Subtotal of 209.731 S/P 1:8:1 RS ADAPTED PE RS			0.00	7,920.00	7,920.00	0.00	7,920.00	0.00
209.732 S/P 1:8:1 RS 1:1 AIDE								
2252-000	Chrgs to Components-Services		132,660.00	88,440.00	221,100.00	0.00	221,100.00	0.00
Subtotal of 209.732 S/P 1:8:1 RS 1:1 AIDE			132,660.00	88,440.00	221,100.00	0.00	221,100.00	0.00
209.734 S/P 1:8:1 RS COUNSELING								
2252-000	Chrgs to Components-Services		1,014,000.00	50,503.70	1,064,503.70	0.00	1,064,503.70	0.00
2254-000	Chrgs to Other Boces-Services		0.00	12,480.00	12,480.00	2,080.00	10,400.00	0.00
Subtotal of 209.734 S/P 1:8:1 RS COUNSELING			1,014,000.00	62,983.70	1,076,983.70	2,080.00	1,074,903.70	0.00
209.735 S/P 1:8:1 RS MAINSTREAMING								
2252-000	Chrgs to Components-Services		0.00	15,174.20	15,174.20	0.00	15,174.20	0.00
Subtotal of 209.735 S/P 1:8:1 RS MAINSTREAMING			0.00	15,174.20	15,174.20	0.00	15,174.20	0.00
216.000 S/P 1:6:1-EPC								
2252-000	Chrgs to Components-Services		1,712,256.00	-497,369.40	1,214,886.60	0.00	1,214,886.60	0.00
Subtotal of 216.000 S/P 1:6:1-EPC			1,712,256.00	-497,369.40	1,214,886.60	0.00	1,214,886.60	0.00

* Estimated revenue for Carryover Encumbrances from the prior fiscal year will not be realized.

These are estimates to balance the budget

GREATER SOUTHERN TIER BOCES

Revenue Status Report As Of: 10/31/2015
Fiscal Year: 2016

Fund: A GENERAL FUND

Revenue Account	Service	Description	Original Estimate	Adjustments	Current Estimate	Year-to-Date	Anticipated Balance	Excess Revenue
216.025 S/P 1:6:1-BROAD HORIZONS RS OT								
2252-000	Chrgs to Components-Services		5,120.00	4,992.00	10,112.00	0.00	10,112.00	0.00
Subtotal of 216.025 S/P 1:6:1-BROAD HORIZONS RS OT			5,120.00	4,992.00	10,112.00	0.00	10,112.00	0.00
216.029 S/P 1:6:1-BROAD HORIZONS RS SPCH								
2252-000	Chrgs to Components-Services		11,880.00	-2,778.00	9,102.00	0.00	9,102.00	0.00
Subtotal of 216.029 S/P 1:6:1-BROAD HORIZONS RS SPCH			11,880.00	-2,778.00	9,102.00	0.00	9,102.00	0.00
216.034 S/P 1:6:1-BROAD HORIZONS RS COUN								
2252-000	Chrgs to Components-Services		0.00	3,120.00	3,120.00	0.00	3,120.00	0.00
Subtotal of 216.034 S/P 1:6:1-BROAD HORIZONS RS COUN			0.00	3,120.00	3,120.00	0.00	3,120.00	0.00
216.214 S/P 1:6:1-ED HOST SITES								
2252-000	Chrgs to Components-Services		1,628,866.00	444,541.95	2,073,397.95	0.00	2,073,397.95	0.00
2254-000	Chrgs to Other Boces-Services		135,738.00	-90,492.00	45,246.00	5,027.33	40,218.67	0.00
2701-000	Refunds Prior Years Expenses		0.00	0.00	0.00	500.00	0.00	500.00
Subtotal of 216.214 S/P 1:6:1-ED HOST SITES			1,764,594.00	354,049.95	2,118,643.95	5,527.33	2,113,616.62	500.00
216.217 S/P 1:6:1-AUTISM								
2252-000	Chrgs to Components-Services		2,618,368.00	29,661.20	2,648,029.20	0.00	2,648,029.20	0.00
Subtotal of 216.217 S/P 1:6:1-AUTISM			2,618,368.00	29,661.20	2,648,029.20	0.00	2,648,029.20	0.00
216.218 S/P 1:6:1-MULTIPLY DISABLED								
2252-000	Chrgs to Components-Services		1,268,272.00	35,798.00	1,304,070.00	0.00	1,304,070.00	0.00
Subtotal of 216.218 S/P 1:6:1-MULTIPLY DISABLED			1,268,272.00	35,798.00	1,304,070.00	0.00	1,304,070.00	0.00
216.425 S/P 1:6:1-ED RS OT								
2252-000	Chrgs to Components-Services		26,880.00	22,704.00	49,584.00	0.00	49,584.00	0.00
2254-000	Chrgs to Other Boces-Services		10,240.00	-10,240.00	0.00	0.00	0.00	0.00
Subtotal of 216.425 S/P 1:6:1-ED RS OT			37,120.00	12,464.00	49,584.00	0.00	49,584.00	0.00
216.426 S/P 1:6:1-ED RS PT								
2252-000	Chrgs to Components-Services		22,960.00	6,560.00	29,520.00	0.00	29,520.00	0.00
Subtotal of 216.426 S/P 1:6:1-ED RS PT			22,960.00	6,560.00	29,520.00	0.00	29,520.00	0.00
216.429 S/P 1:6:1-ED RS SPEECH								
2252-000	Chrgs to Components-Services		23,480.00	9,398.00	32,878.00	0.00	32,878.00	0.00
2254-000	Chrgs to Other Boces-Services		5,200.00	-5,200.00	0.00	0.00	0.00	0.00

* Estimated revenue for Carryover Encumbrances from the prior fiscal year will not be realized.
These are estimates to balance the budget

GREATER SOUTHERN TIER BOCES

Revenue Status Report As Of: 10/31/2015
Fiscal Year: 2016

Fund: A GENERAL FUND

Revenue Account	Service	Description	Original Estimate	Adjustments	Current Estimate	Year-to-Date	Anticipated Balance	Excess Revenue
Subtotal of 216.429 S/P 1:6:1-ED RS SPEECH			28,680.00	4,198.00	32,878.00	0.00	32,878.00	0.00
216.431 S/P ED HOST RS AD PE								
2252-000 Chrgs to Components-Services			0.00	10,560.00	10,560.00	0.00	10,560.00	0.00
Subtotal of 216.431 S/P ED HOST RS AD PE			0.00	10,560.00	10,560.00	0.00	10,560.00	0.00
216.432 S/P 1:6:1-ED HOST SITE 1:1 AIDE								
2252-000 Chrgs to Components-Services			132,660.00	-88,440.00	44,220.00	0.00	44,220.00	0.00
Subtotal of 216.432 S/P 1:6:1-ED HOST SITE 1:1 AIDE			132,660.00	-88,440.00	44,220.00	0.00	44,220.00	0.00
216.434 S/P 1:6:1-ED RS COUNSELING								
2252-000 Chrgs to Components-Services			285,480.00	31,746.00	317,226.00	0.00	317,226.00	0.00
2254-000 Chrgs to Other Boces-Services			23,400.00	-15,834.00	7,566.00	0.00	7,566.00	0.00
Subtotal of 216.434 S/P 1:6:1-ED RS COUNSELING			308,880.00	15,912.00	324,792.00	0.00	324,792.00	0.00
216.725 S/P 1:6:1-AUTISM RS OT								
2252-000 Chrgs to Components-Services			264,960.00	18,432.00	283,392.00	0.00	283,392.00	0.00
Subtotal of 216.725 S/P 1:6:1-AUTISM RS OT			264,960.00	18,432.00	283,392.00	0.00	283,392.00	0.00
216.726 S/P 1:6:1-AUTISM RS PT								
2252-000 Chrgs to Components-Services			111,520.00	6,068.00	117,588.00	0.00	117,588.00	0.00
Subtotal of 216.726 S/P 1:6:1-AUTISM RS PT			111,520.00	6,068.00	117,588.00	0.00	117,588.00	0.00
216.728 S/P 1:6:1-AUTISM RS VISI								
2252-000 Chrgs to Components-Services			0.00	920.00	920.00	0.00	920.00	0.00
Subtotal of 216.728 S/P 1:6:1-AUTISM RS VISI			0.00	920.00	920.00	0.00	920.00	0.00
216.729 S/P 1:6:1-AUTISM RS SPEECH								
2252-000 Chrgs to Components-Services			460,400.00	36,203.00	496,603.00	0.00	496,603.00	0.00
Subtotal of 216.729 S/P 1:6:1-AUTISM RS SPEECH			460,400.00	36,203.00	496,603.00	0.00	496,603.00	0.00
216.731 S/P 1:6:1-AUTISM RS ADPE								
2252-000 Chrgs to Components-Services			14,520.00	-14,520.00	0.00	0.00	0.00	0.00
Subtotal of 216.731 S/P 1:6:1-AUTISM RS ADPE			14,520.00	-14,520.00	0.00	0.00	0.00	0.00
216.732 S/P 1:6:1-AUTISM RS 1:1 AIDE								
2252-000 Chrgs to Components-Services			707,520.00	108,128.00	815,648.00	0.00	813,648.00	0.00
Subtotal of 216.732 S/P 1:6:1-AUTISM RS 1:1 AIDE			707,520.00	108,128.00	815,648.00	0.00	813,648.00	0.00

* Estimated revenue for Carryover Encumbrances from the prior fiscal year will not be realized.

These are estimates to balance the budget

GREATER SOUTHERN TIER BOCES
Revenue Status Report As Of: 10/31/2015
Fiscal Year: 2016
Fund: A GENERAL FUND

Revenue Account	Service	Description	Original Estimate	Adjustments	Current Estimate	Year-to-Date	Anticipated Balance	Excess Revenue
216.734 S/P 1:6:1-AUTISM RS COUNSELING								
2252-000	Chrgs to Components-Services		20,280.00	312.00	20,592.00	0.00	20,592.00	0.00
Subtotal of 216.734 S/P 1:6:1-AUTISM RS COUNSELING			20,280.00	312.00	20,592.00	0.00	20,592.00	0.00
216.735 S/P 1:6:1-AUTISM RS MAINSTREAM								
2252-000	Chrgs to Components-Services		0.00	2,000.00	2,000.00	0.00	2,000.00	0.00
Subtotal of 216.735 S/P 1:6:1-AUTISM RS MAINSTREAM			0.00	2,000.00	2,000.00	0.00	2,000.00	0.00
216.925 S/P 1:6:1-MULTIPLY DISABLED RS O								
2252-000	Chrgs to Components-Services		161,280.00	-1,834.11	159,445.89	0.00	159,445.89	0.00
Subtotal of 216.925 S/P 1:6:1-MULTIPLY DISABLED RS O			161,280.00	-1,834.11	159,445.89	0.00	159,445.89	0.00
216.926 S/P 1:6:1-MULTIPLY DISABLED RS P								
2252-000	Chrgs to Components-Services		200,080.00	10,416.16	210,496.16	0.00	210,496.16	0.00
Subtotal of 216.926 S/P 1:6:1-MULTIPLY DISABLED RS P			200,080.00	10,416.16	210,496.16	0.00	210,496.16	0.00
216.928 S/P 1:6:1-MULTIPLY DISABLED RS V								
2252-000	Chrgs to Components-Services		33,120.00	-11,040.00	22,080.00	0.00	22,080.00	0.00
Subtotal of 216.928 S/P 1:6:1-MULTIPLY DISABLED RS V			33,120.00	-11,040.00	22,080.00	0.00	22,080.00	0.00
216.929 S/P 1:6:1-MULTIPLY DISABLED RS S								
2252-000	Chrgs to Components-Services		229,080.00	-6,885.00	222,195.00	0.00	222,195.00	0.00
Subtotal of 216.929 S/P 1:6:1-MULTIPLY DISABLED RS S			229,080.00	-6,885.00	222,195.00	0.00	222,195.00	0.00
216.931 S/P 1:6:1-MULTIPLY DBLED RS AD P								
2252-000	Chrgs to Components-Services		44,880.00	-44,880.00	0.00	0.00	0.00	0.00
Subtotal of 216.931 S/P 1:6:1-MULTIPLY DBLED RS AD P			44,880.00	-44,880.00	0.00	0.00	0.00	0.00
216.932 S/P 1:6:1-MULTIPLY DBLED RS 1:1								
2252-000	Chrgs to Components-Services		685,410.00	-44,220.00	641,190.00	0.00	641,190.00	0.00
Subtotal of 216.932 S/P 1:6:1-MULTIPLY DBLED RS 1:1			685,410.00	-44,220.00	641,190.00	0.00	641,190.00	0.00
216.937 S/P 1:6:1-MULTIPLY DBLD RS 1:1 N								
2252-000	Chrgs to Components-Services		110,406.00	44,457.20	154,863.20	0.00	154,863.20	0.00
Subtotal of 216.937 S/P 1:6:1-MULTIPLY DBLD RS 1:1 N			110,406.00	44,457.20	154,863.20	0.00	154,863.20	0.00
218.499 STAFFING 1:12:3 W/ CATT-ALLE								
2252-000	Chrgs to Components-Services		17,959.00	0.00	17,959.00	0.00	17,959.00	0.00
Subtotal of 218.499 STAFFING 1:12:3 W/ CATT-ALLE			17,959.00	0.00	17,959.00	0.00	17,959.00	0.00

* Estimated revenue for Carryover Encumbrances from the prior fiscal year will not be realized.
These are estimates to balance the budget

GREATER SOUTHERN TIER BOCES

Revenue Status Report As Of: 10/31/2015
Fiscal Year: 2016

Fund: A GENERAL FUND

Revenue Account	Service	Description	Original Estimate	Adjustments	Current Estimate	Year-to-Date	Anticipated Balance	Excess Revenue
220.494 STAFFING 1:12:3 W/ MONROE 1								
2252-000 Chrgs to Components-Services			0.00	102,787.99	102,787.99	0.00	102,787.99	0.00
Subtotal of 220.494 STAFFING 1:12:3 W/ MONROE 1			0.00	102,787.99	102,787.99	0.00	102,787.99	0.00
250.499 STAFFING 1:6:1 W/ CATT-ALLE								
2252-000 Chrgs to Components-Services			250,306.00	-146,808.20	103,497.80	0.00	103,497.80	0.00
Subtotal of 250.499 STAFFING 1:6:1 W/ CATT-ALLE			250,306.00	-146,808.20	103,497.80	0.00	103,497.80	0.00
251.493 STAFFING 1:6:1 W/ GV BOCES								
2252-000 Chrgs to Components-Services			187,444.00	33,750.00	221,194.00	0.00	221,194.00	0.00
Subtotal of 251.493 STAFFING 1:6:1 W/ GV BOCES			187,444.00	33,750.00	221,194.00	0.00	221,194.00	0.00
252.495 STAFFING 1:6:1 W/ WFL BOCES								
2252-000 Chrgs to Components-Services			0.00	91,098.00	91,098.00	0.00	91,098.00	0.00
Subtotal of 252.495 STAFFING 1:6:1 W/ WFL BOCES			0.00	91,098.00	91,098.00	0.00	91,098.00	0.00
301.000 ITINERANT MUSIC								
2252-000 Chrgs to Components-Services			137,186.00	0.00	137,186.00	0.00	137,186.00	0.00
Subtotal of 301.000 ITINERANT MUSIC			137,186.00	0.00	137,186.00	0.00	137,186.00	0.00
303.000 ITINERANT ART								
2252-000 Chrgs to Components-Services			95,903.00	0.00	95,903.00	0.00	95,903.00	0.00
Subtotal of 303.000 ITINERANT ART			95,903.00	0.00	95,903.00	0.00	95,903.00	0.00
304.000 ITINERANT VISUALLY IMPAIRED								
2252-000 Chrgs to Components-Services			199,921.00	0.00	199,921.00	0.00	199,921.00	0.00
Subtotal of 304.000 ITINERANT VISUALLY IMPAIRED			199,921.00	0.00	199,921.00	0.00	199,921.00	0.00
304.001 ITINERANT VIS IMP BRAILLER PREP								
2252-000 Chrgs to Components-Services			53,428.00	837.73	54,265.73	0.00	54,265.73	0.00
Subtotal of 304.001 ITINERANT VIS IMP BRAILLER PREP			53,428.00	837.73	54,265.73	0.00	54,265.73	0.00
305.000 ITINERANT PHYSICAL THERAPY								
2252-000 Chrgs to Components-Services			352,310.00	0.00	352,310.00	0.00	352,310.00	0.00
Subtotal of 305.000 ITINERANT PHYSICAL THERAPY			352,310.00	0.00	352,310.00	0.00	352,310.00	0.00
307.000 ITINERANT-ENGLISH SECOND LANGUAG								
2252-000 Chrgs to Components-Services			412,565.00	0.00	412,565.00	0.00	412,565.00	0.00

* Estimated revenue for Carryover Encumbrances from the prior fiscal year will not be realized.
These are estimates to balance the budget

GREATER SOUTHERN TIER BOCES

Revenue Status Report As Of: 10/31/2015
Fiscal Year: 2016

Fund: A GENERAL FUND

Revenue Account	Service	Description	Original Estimate	Adjustments	Current Estimate	Year-to-Date	Anticipated Balance	Excess Revenue
Subtotal of 307.000 ITINERANT-ENGLISH SECOND LANGUAG			412,565.00	0.00	412,565.00	0.00	412,565.00	0.00
308.000 ITINERANT PHYSICAL EDUCATION								
2252-000	Chrgs to Components-Services		16,334.00	0.00	16,334.00	0.00	16,334.00	0.00
Subtotal of 308.000 ITINERANT PHYSICAL EDUCATION			16,334.00	0.00	16,334.00	0.00	16,334.00	0.00
309.000 ITINERANT SPEECH IMPROVEMENT								
2252-000	Chrgs to Components-Services		447,925.00	0.00	447,925.00	0.00	447,925.00	0.00
Subtotal of 309.000 ITINERANT SPEECH IMPROVEMENT			447,925.00	0.00	447,925.00	0.00	447,925.00	0.00
310.000 ITINERANT SPEECH IMPAIRED								
2252-000	Chrgs to Components-Services		412,084.00	0.00	412,084.00	0.00	412,084.00	0.00
Subtotal of 310.000 ITINERANT SPEECH IMPAIRED			412,084.00	0.00	412,084.00	0.00	412,084.00	0.00
311.692 CHINESE W/ ONEIDA HERKIMER MAD B								
2252-000	Chrgs to Components-Services		27,000.00	0.00	27,000.00	0.00	27,000.00	0.00
Subtotal of 311.692 CHINESE W/ ONEIDA HERKIMER MAD B			27,000.00	0.00	27,000.00	0.00	27,000.00	0.00
312.000 ITINERANT SCHOOL PSYCHOLOGIST								
2252-000	Chrgs to Components-Services		323,908.00	0.00	323,908.00	0.00	323,908.00	0.00
Subtotal of 312.000 ITINERANT SCHOOL PSYCHOLOGIST			323,908.00	0.00	323,908.00	0.00	323,908.00	0.00
313.000 ITINERANT INTERP FOR DEAF								
2252-000	Chrgs to Components-Services		298,216.00	0.00	298,216.00	0.00	298,216.00	0.00
Subtotal of 313.000 ITINERANT INTERP FOR DEAF			298,216.00	0.00	298,216.00	0.00	298,216.00	0.00
316.000 ITINERANT HOME AND CAREERS								
2252-000	Chrgs to Components-Services		78,480.00	0.00	78,480.00	0.00	78,480.00	0.00
Subtotal of 316.000 ITINERANT HOME AND CAREERS			78,480.00	0.00	78,480.00	0.00	78,480.00	0.00
318.000 GENERAL SUPERVISION/COORDINATION								
2252-000	Chrgs to Components-Services		184,168.00	0.00	184,168.00	0.00	184,168.00	0.00
Subtotal of 318.000 GENERAL SUPERVISION/COORDINATION			184,168.00	0.00	184,168.00	0.00	184,168.00	0.00
320.000 SUPERVISOR:SPECIAL EDUCATION PRO								
2252-000	Chrgs to Components-Services		20,084.00	0.00	20,084.00	0.00	20,084.00	0.00
Subtotal of 320.000 SUPERVISOR:SPECIAL EDUCATION PRO			20,084.00	0.00	20,084.00	0.00	20,084.00	0.00
324.000 ITINERANT OCCUPATIONAL THERAPY								

* Estimated revenue for Carryover Encumbrances from the prior fiscal year will not be realized.
These are estimates to balance the budget

GREATER SOUTHERN TIER BOCES
Revenue Status Report As Of: 10/31/2015
Fiscal Year: 2016
Fund: A GENERAL FUND

Revenue Account	Service	Description	Original Estimate	Adjustments	Current Estimate	Year-to-Date	Anticipated Balance	Excess Revenue
2252-000	Chrgs to Componentis-Services		616,756.00	0.00	616,756.00	0.00	616,756.00	0.00
Subtotal of 324.000		ITINERANT OCCUPATIONAL THERAPY	616,756.00	0.00	616,756.00	0.00	616,756.00	0.00
326.000	ITINERANT HARD OF HEARING							
2252-000	Chrgs to Componentis-Services		240,897.00	0.00	240,897.00	0.00	240,897.00	0.00
Subtotal of 326.000		ITINERANT HARD OF HEARING	240,897.00	0.00	240,897.00	0.00	240,897.00	0.00
327.000	ITINERANT TEACHER OF THE DEAF							
2252-000	Chrgs to Componentis-Services		111,643.00	0.00	111,643.00	0.00	111,643.00	0.00
Subtotal of 327.000		ITINERANT TEACHER OF THE DEAF	111,643.00	0.00	111,643.00	0.00	111,643.00	0.00
328.693	INTERNAL AUDITOR WTST BOCES							
2252-000	Chrgs to Componentis-Services		67,223.00	-3.80	67,219.20	0.00	67,219.20	0.00
Subtotal of 328.693		INTERNAL AUDITOR WTST BOCES	67,223.00	-3.80	67,219.20	0.00	67,219.20	0.00
329.499	BUSINESS MANAGER W/ CATT-ALL BOC							
2252-000	Chrgs to Componentis-Services		23,548.00	0.00	23,548.00	0.00	23,548.00	0.00
Subtotal of 329.499		BUSINESS MANAGER W/ CATT-ALL BOC	23,548.00	0.00	23,548.00	0.00	23,548.00	0.00
330.000	ITINERANT NURSE/NURSE TEACHER							
2252-000	Chrgs to Componentis-Services		62,360.00	0.00	62,360.00	0.00	62,360.00	0.00
Subtotal of 330.000		ITINERANT NURSE/NURSE TEACHER	62,360.00	0.00	62,360.00	0.00	62,360.00	0.00
331.000	ITINERANT CONSULTANT TEACHER							
2252-000	Chrgs to Componentis-Services		630,884.00	0.00	630,884.00	0.00	630,884.00	0.00
2701-000	Refunds Prior Years Expenses		0.00	0.00	0.00	2,570.27	0.00	2,570.27
Subtotal of 331.000		ITINERANT CONSULTANT TEACHER	630,884.00	0.00	630,884.00	2,570.27	630,884.00	2,570.27
332.000	ITINERANT SCHOOL SOCIAL WORKER							
2252-000	Chrgs to Componentis-Services		66,582.00	0.00	66,582.00	0.00	66,582.00	0.00
Subtotal of 332.000		ITINERANT SCHOOL SOCIAL WORKER	66,582.00	0.00	66,582.00	0.00	66,582.00	0.00
334.499	ITINERANT VISUALLY IMPAIRED							
2252-000	Chrgs to Componentis-Services		7,216.00	-7,216.00	0.00	0.00	0.00	0.00
Subtotal of 334.499		ITINERANT VISUALLY IMPAIRED	7,216.00	-7,216.00	0.00	0.00	0.00	0.00
335.698	ITIN DIAG SVS W/PUT-WEST							
2252-000	Chrgs to Componentis-Services		7,445.00	0.00	7,445.00	0.00	7,445.00	0.00
Subtotal of 335.698		ITIN DIAG SVS W/PUT-WEST	7,445.00	0.00	7,445.00	0.00	7,445.00	0.00

* Estimated revenue for Carryover Encumbrances from the prior fiscal year will not be realized.

These are estimates to balance the budget

GREATER SOUTHERN TIER BOCES

Revenue Status Report As Of: 10/31/2015
Fiscal Year: 2016

Fund: A GENERAL FUND

Revenue Account	Service	Description	Original Estimate	Adjustments	Current Estimate	Year-to-Date	Anticipated Balance	Excess Revenue
336.494	ITIN INTERP FOR DEAF W/MONROE #1							
2252-000	Chrgs to Components-Services		28,209.00	0.00	28,209.00	0.00	28,209.00	0.00
	Subtotal of 336.494 ITIN INTERP FOR DEAF W/MONROE #1		28,209.00	0.00	28,209.00	0.00	28,209.00	0.00
342.494	ITINERANT PHYSICAL THERAPY W/ MO							
2252-000	Chrgs to Components-Services		0.00	9,291.35	9,291.35	0.00	9,291.35	0.00
	Subtotal of 342.494 ITINERANT PHYSICAL THERAPY W/ MO		0.00	9,291.35	9,291.35	0.00	9,291.35	0.00
344.495	OCCUPATIONAL THERAPY W/ WFL BOC							
2252-000	Chrgs to Components-Services		656.00	0.00	656.00	0.00	656.00	0.00
	Subtotal of 344.495 OCCUPATIONAL THERAPY W/ WFL BOC		656.00	0.00	656.00	0.00	656.00	0.00
401.000	ARTS IN ED(BASE)							
2252-000	Chrgs to Components-Services		59,752.00	0.00	59,752.00	0.00	59,752.00	0.00
	Subtotal of 401.000 ARTS IN ED(BASE)		59,752.00	0.00	59,752.00	0.00	59,752.00	0.00
401.001	ARTS IN ED-DIST SPEC							
2252-000	Chrgs to Components-Services		303,338.00	3,000.00	306,338.00	0.00	306,338.00	0.00
	Subtotal of 401.001 ARTS IN ED-DIST SPEC		303,338.00	3,000.00	306,338.00	0.00	306,338.00	0.00
401.002	ARTS IN ED-CHEMUNG RIVER							
2252-000	Chrgs to Components-Services		18,400.00	0.00	18,400.00	0.00	18,400.00	0.00
	Subtotal of 401.002 ARTS IN ED-CHEMUNG RIVER		18,400.00	0.00	18,400.00	0.00	18,400.00	0.00
403.001	ALT ED - AD BASED LRNG (ABL)							
2252-000	Chrgs to Components-Services		104,793.00	0.00	104,793.00	0.00	104,793.00	0.00
2770-000	Unclassified Revenues		0.00	0.00	0.00	1,750.00	0.00	1,750.00
	Subtotal of 403.001 ALT ED - AD BASED LRNG (ABL)		104,793.00	0.00	104,793.00	1,750.00	104,793.00	1,750.00
403.003	ALT ED - SECONDARY(MODEL A)							
2252-000	Chrgs to Components-Services		1,669,666.00	49,990.00	1,719,656.00	0.00	1,719,656.00	0.00
	Subtotal of 403.003 ALT ED - SECONDARY(MODEL A)		1,669,666.00	49,990.00	1,719,656.00	0.00	1,719,656.00	0.00
403.004	ALT ED - MIDDLE SCHOOL-HORNELL							
2252-000	Chrgs to Components-Services		198,948.00	0.00	198,948.00	0.00	198,948.00	0.00
	Subtotal of 403.004 ALT ED - MIDDLE SCHOOL-HORNELL		198,948.00	0.00	198,948.00	0.00	198,948.00	0.00
403.005	ALT ED - MIDDLE SCHOOL COOPERS							

* Estimated revenue for Carryover Encumbrances from the prior fiscal year will not be realized.
These are estimates to balance the budget

GREATER SOUTHERN TIER BOCES

Revenue Status Report As Of: 10/31/2015
Fiscal Year: 2016

Fund: A GENERAL FUND

Revenue Account	Service	Description	Original Estimate	Adjustments	Current Estimate	Year-to-Date	Anticipated Balance	Excess Revenue
2252-000	Chrgs to Components-Services		440,864.00	-96,439.00	344,425.00	0.00	344,425.00	0.00
2701-000	Refunds Prior Years Expenses		0.00	0.00	0.00	571.43	0.00	571.43
Subtotal of 403,005	ALT ED - MIDDLE SCHOOL COOPERS		440,864.00	-96,439.00	344,425.00	571.43	344,425.00	571.43
406.693	EQUIV ATT ED/IGED W/ TST BOCES							
2252-000	Chrgs to Components-Services		0.00	15.94	15.94	0.00	15.94	0.00
Subtotal of 406.693	EQUIV ATT ED/IGED W/ TST BOCES		0.00	15.94	15.94	0.00	15.94	0.00
409.000	ACADEMIC PRGS-DETENTION							
2252-000	Chrgs to Components-Services		116,880.00	-114,504.00	2,376.00	0.00	2,376.00	0.00
2254-000	Chrgs to Other Boces-Services		0.00	1,296.00	1,296.00	144.00	1,152.00	0.00
Subtotal of 409.000	ACADEMIC PRGS-DETENTION		116,880.00	-113,208.00	3,672.00	144.00	3,528.00	0.00
412.000	ADV PLCMT-ACE							
2252-000	Chrgs to Components-Services		52,216.00	0.00	52,216.00	0.00	52,216.00	0.00
2254-000	Chrgs to Other Boces-Services		1,105.00	0.00	1,105.00	221.00	884.00	0.00
Subtotal of 412.000	ADV PLCMT-ACE		53,321.00	0.00	53,321.00	221.00	53,100.00	0.00
415.000	SUMMER SCHOOL-SECONDARY							
2252-000	Chrgs to Components-Services		762,100.00	0.00	762,100.00	0.00	762,100.00	0.00
Subtotal of 415.000	SUMMER SCHOOL-SECONDARY		762,100.00	0.00	762,100.00	0.00	762,100.00	0.00
416.494	ACADMIC PRGS SPEC FACLT W/MONR							
2252-000	Chrgs to Components-Services		0.00	36.58	36.58	0.00	36.58	0.00
Subtotal of 416.494	ACADMIC PRGS SPEC FACLT W/MONR		0.00	36.58	36.58	0.00	36.58	0.00
421.594	ACADMIC PRGS SPEC FACLT W/OCM							
2252-000	Chrgs to Components-Services		0.00	500.00	500.00	0.00	500.00	0.00
Subtotal of 421.594	ACADMIC PRGS SPEC FACLT W/OCM		0.00	500.00	500.00	0.00	500.00	0.00
426.000	EXPL ENRICHMNT-STEM ACTIVITIES							
2252-000	Chrgs to Components-Services		19,483.00	0.00	19,483.00	0.00	19,483.00	0.00
Subtotal of 426.000	EXPL ENRICHMNT-STEM ACTIVITIES		19,483.00	0.00	19,483.00	0.00	19,483.00	0.00
426.001	EXPL ENRICHMNT-DISTRICT SPECIFIC							
2252-000	Chrgs to Components-Services		110,405.00	0.00	110,405.00	0.00	110,405.00	0.00
Subtotal of 426.001	EXPL ENRICHMNT-DISTRICT SPECIFIC		110,405.00	0.00	110,405.00	0.00	110,405.00	0.00
427.599	EXPL ENRICHMNT W/BROOME BOCES							

* Estimated revenue for Carryover Encumbrances from the prior fiscal year will not be realized.
These are estimates to balance the budget

GREATER SOUTHERN TIER BOCES
Revenue Status Report As Of: 10/31/2015
Fiscal Year: 2016
Fund: A GENERAL FUND

Revenue Account	Service	Description	Original Estimate	Adjustments	Current Estimate	Year-to-Date	Anticipated Balance	Excess Revenue
2252-000	Chrgs to Components-Services		14,746.00	0.00	14,746.00	0.00	14,746.00	0.00
Subtotal of 427.599 EXPL ENRICHMNT W/BROOME BOCES			14,746.00	0.00	14,746.00	0.00	14,746.00	0.00
430.000	DISTANCE LEARNING BASE-COORD							
2252-000	Chrgs to Components-Services		107,953.00	0.00	107,953.00	0.00	107,953.00	0.00
Subtotal of 430.000 DISTANCE LEARNING BASE-COORD			107,953.00	0.00	107,953.00	0.00	107,953.00	0.00
430.001	DISTANCE LEARNING DIST SPEC							
2252-000	Chrgs to Components-Services		41,875.00	0.00	41,875.00	0.00	41,875.00	0.00
2701-000	Refunds Prior Years Expenses		0.00	0.00	0.00	18.45	0.00	18.45
Subtotal of 430.001 DISTANCE LEARNING DIST SPEC			41,875.00	0.00	41,875.00	18.45	41,875.00	18.45
430.002	VIRTUAL WORLD PROJECT							
2252-000	Chrgs to Components-Services		48,874.00	0.00	48,874.00	0.00	48,874.00	0.00
Subtotal of 430.002 VIRTUAL WORLD PROJECT			48,874.00	0.00	48,874.00	0.00	48,874.00	0.00
430.003	VIRTUAL WORLD PROJ-SCI FAIR STIP							
2252-000	Chrgs to Components-Services		18,500.00	0.00	18,500.00	0.00	18,500.00	0.00
Subtotal of 430.003 VIRTUAL WORLD PROJ-SCI FAIR STIP			18,500.00	0.00	18,500.00	0.00	18,500.00	0.00
430.004	VIRTUAL WORLD PROJ-SCI FAIR WORL							
2252-000	Chrgs to Components-Services		9,500.00	0.00	9,500.00	0.00	9,500.00	0.00
Subtotal of 430.004 VIRTUAL WORLD PROJ-SCI FAIR WORL			9,500.00	0.00	9,500.00	0.00	9,500.00	0.00
430.005	VIRTUAL WORLD PROJ-CYBER CIV							
2252-000	Chrgs to Components-Services		3,150.00	0.00	3,150.00	0.00	3,150.00	0.00
Subtotal of 430.005 VIRTUAL WORLD PROJ-CYBER CIV			3,150.00	0.00	3,150.00	0.00	3,150.00	0.00
430.006	VIRTUAL WORLD PROJ-RIVER CITY							
2252-000	Chrgs to Components-Services		1,300.00	0.00	1,300.00	0.00	1,300.00	0.00
Subtotal of 430.006 VIRTUAL WORLD PROJ-RIVER CITY			1,300.00	0.00	1,300.00	0.00	1,300.00	0.00
430.007	DL-ADVANCED ACADEMICS BASE							
2252-000	Chrgs to Components-Services		99,092.00	1,973.00	101,065.00	0.00	101,065.00	0.00
2254-000	Chrgs to Other Boces-Services		0.00	3,514.00	3,514.00	390.44	3,123.56	0.00
Subtotal of 430.007 DL-ADVANCED ACADEMICS BASE			99,092.00	5,487.00	104,579.00	390.44	104,188.56	0.00
430.008	DL-ADVANCED ACADEMICS DIST SPEC							
2252-000	Chrgs to Components-Services		246,280.00	23,000.00	269,280.00	0.00	269,280.00	0.00

* Estimated revenue for Carryover Encumbrances from the prior fiscal year will not be realized.

These are estimates to balance the budget

GREATER SOUTHERN TIER BOCES
Revenue Status Report As Of: 10/31/2015
Fiscal Year: 2016
Fund: A GENERAL FUND

Revenue Account	Service	Description	Original Estimate	Adjustments	Current Estimate	Year-to-Date	Anticipated Balance	Excess Revenue
2254-000	Chrgs to Other Boces-Services		0.00	5,000.00	5,000.00	555.56	4,444.44	0.00
Subtotal of 430.008 DL-ADVANCED ACADEMICS DIST SPEC			246,280.00	28,000.00	274,280.00	555.56	273,724.44	0.00
432.495 DISTANCE LEARNING W/WFL BOCES								
2252-000	Chrgs to Components-Services		2,103.00	0.00	2,103.00	0.00	2,103.00	0.00
Subtotal of 432.495 DISTANCE LEARNING W/WFL BOCES			2,103.00	0.00	2,103.00	0.00	2,103.00	0.00
433.496 DISTANCE LEARNING W/MON 2 BOCES								
2252-000	Chrgs to Components-Services		4,340.00	0.00	4,340.00	0.00	4,340.00	0.00
Subtotal of 433.496 DISTANCE LEARNING W/MON 2 BOCES			4,340.00	0.00	4,340.00	0.00	4,340.00	0.00
438.594 DISTANCE LEARNING W/ OCM BOCES								
2252-000	Chrgs to Components-Services		56,772.00	0.00	56,772.00	0.00	56,772.00	0.00
Subtotal of 438.594 DISTANCE LEARNING W/ OCM BOCES			56,772.00	0.00	56,772.00	0.00	56,772.00	0.00
439.499 EXPL ENRICHMNT W/CAEW BOCES								
2252-000	Chrgs to Components-Services		1,272.00	0.00	1,272.00	0.00	1,272.00	0.00
Subtotal of 439.499 EXPL ENRICHMNT W/CAEW BOCES			1,272.00	0.00	1,272.00	0.00	1,272.00	0.00
440.493 SUMMER SCHOOL W/ GV BOCES								
2252-000	Chrgs to Components-Services		2,117.00	0.00	2,117.00	0.00	2,117.00	0.00
Subtotal of 440.493 SUMMER SCHOOL W/ GV BOCES			2,117.00	0.00	2,117.00	0.00	2,117.00	0.00
505.494 ED COMM-MUSIC LIB-MONROE #1 BOCE								
2252-000	Chrgs to Components-Services		1,992.00	-1.32	1,990.68	0.00	1,990.68	0.00
Subtotal of 505.494 ED COMM-MUSIC LIB-MONROE #1 BOCE			1,992.00	-1.32	1,990.68	0.00	1,990.68	0.00
506.000 CURRICULUM DEVELOPMENT								
2252-000	Chrgs to Components-Services		876,943.00	13,920.00	890,863.00	0.00	890,863.00	0.00
2701-000	Refunds Prior Years Expenses		0.00	0.00	0.00	0.84	0.00	0.84
Subtotal of 506.000 CURRICULUM DEVELOPMENT			876,943.00	13,920.00	890,863.00	0.84	890,863.00	0.84
506.001 CURRICULUM DEVELOPMENT-STIPENDS								
2252-000	Chrgs to Components-Services		71,200.00	9,630.00	80,830.00	0.00	80,830.00	0.00
Subtotal of 506.001 CURRICULUM DEVELOPMENT-STIPENDS			71,200.00	9,630.00	80,830.00	0.00	80,830.00	0.00
506.002 CURRICULUM DEVELOPMENT-SUBS								
2252-000	Chrgs to Components-Services		75,200.00	0.00	75,200.00	0.00	75,200.00	0.00
Subtotal of 506.002 CURRICULUM DEVELOPMENT-SUBS			75,200.00	0.00	75,200.00	0.00	75,200.00	0.00

* Estimated revenue for Carryover Encumbrances from the prior fiscal year will not be realized.
These are estimates to balance the budget

GREATER SOUTHERN TIER BOCES
Revenue Status Report As Of: 10/31/2015
Fiscal Year: 2016
Fund: A GENERAL FUND

Revenue Account	Service	Description	Original Estimate	Adjustments	Current Estimate	Year-to-Date	Anticipated Balance	Excess Revenue
507.000 INTER SCHLSTIC SPORTS COORD-V								
2252-000	Chrgs to Components-Services		8,822.00	0.00	8,822.00	0.00	8,822.00	0.00
2254-000	Chrgs to Other Boces-Services		802.00	0.00	802.00	160.40	641.60	0.00
	Subtotal of 507.000 INTER SCHLSTIC SPORTS COORD-V		9,624.00	0.00	9,624.00	160.40	9,463.60	0.00
508.000 LIBRARY SERVICE/MEDIA (BASE)								
2252-000	Chrgs to Components-Services		82,908.00	0.00	82,908.00	0.00	82,908.00	0.00
2701-000	Refunds Prior Years Expenses		0.00	0.00	0.00	21.58	0.00	21.58
	Subtotal of 508.000 LIBRARY SERVICE/MEDIA (BASE)		82,908.00	0.00	82,908.00	21.58	82,908.00	21.58
508.001 LIBRY SVC-DATABASES								
2252-000	Chrgs to Components-Services		162,242.00	2,554.00	164,796.00	0.00	164,796.00	0.00
	Subtotal of 508.001 LIBRY SVC-DATABASES		162,242.00	2,554.00	164,796.00	0.00	164,796.00	0.00
508.002 LIBRY SVC-COOPERATIVE COLLECTION								
2252-000	Chrgs to Components-Services		85,907.00	0.00	85,907.00	0.00	85,907.00	0.00
	Subtotal of 508.002 LIBRY SVC-COOPERATIVE COLLECTION		85,907.00	0.00	85,907.00	0.00	85,907.00	0.00
511.000 PRINTING								
2252-000	Chrgs to Components-Services		846,943.00	0.00	846,943.00	0.00	846,943.00	0.00
2770-000	Unclassified Revenues		437.00	0.00	437.00	0.00	437.00	0.00
	Subtotal of 511.000 PRINTING		847,380.00	0.00	847,380.00	0.00	847,380.00	0.00
511.002 PRINTING/UNAIDED SUPPLIES								
2252-000	Chrgs to Components-Services		0.00	167,305.00	167,305.00	0.00	167,305.00	0.00
2655-000	Minor Sales, Other		0.00	0.00	0.00	34,188.00	0.00	34,188.00
	Subtotal of 511.002 PRINTING/UNAIDED SUPPLIES		0.00	167,305.00	167,305.00	34,188.00	167,305.00	34,188.00
511.005 PRINTING - COURIER								
2252-000	Chrgs to Components-Services		209,484.00	0.00	209,484.00	0.00	209,484.00	0.00
2701-000	Refunds Prior Years Expenses		0.00	0.00	0.00	1,264.53	0.00	1,264.53
2770-000	Unclassified Revenues		850.00	0.00	850.00	189.53	660.47	0.00
	Subtotal of 511.005 PRINTING - COURIER		210,334.00	0.00	210,334.00	1,454.06	210,144.47	1,264.53
512.000 COMP SVC-CAI/LAN								
2252-000	Chrgs to Components-Services		766,072.00	0.00	766,072.00	0.00	766,072.00	0.00
2254-000	Chrgs to Other Boces-Services		5,652.00	0.00	5,652.00	1,130.40	4,521.60	0.00
2701-000	Refunds Prior Years Expenses		0.00	0.00	0.00	0.84	0.00	0.84

* Estimated revenue for Carryover Encumbrances from the prior fiscal year will not be realized.
These are estimates to balance the budget

GREATER SOUTHERN TIER BOCES

Revenue Status Report As Of: 10/31/2015
Fiscal Year: 2016

Fund: A GENERAL FUND

Revenue Account	Service	Description	Original Estimate	Adjustments	Current Estimate	Year-to-Date	Anticipated Balance	Excess Revenue
Subtotal of 512.000 COMP SVC-CAI/LAN			771,724.00	0.00	771,724.00	1,131.24	770,593.60	0.84
512.001 COMP SVC-CAI/LAN DIST SPEC								
2252-000	Chrgs to Components-Services		1,309,689.00	26,500.00	1,336,189.00	0.00	1,336,189.00	0.00
2254-000	Chrgs to Other Boces-Services		379,000.00	0.00	379,000.00	75,800.00	303,200.00	0.00
2701-800	REFUND PRIOR YEARS OTH BOCES		0.00	0.00	0.00	72.81	0.00	72.81
Subtotal of 512.001 COMP SVC-CAI/LAN DIST SPEC			1,688,689.00	26,500.00	1,715,189.00	75,872.81	1,639,389.00	72.81
513.000 LIBRARY AUTOMATION (BASE)								
2252-000	Chrgs to Components-Services		211,835.00	0.00	211,835.00	0.00	211,835.00	0.00
Subtotal of 513.000 LIBRARY AUTOMATION (BASE)			211,835.00	0.00	211,835.00	0.00	211,835.00	0.00
513.001 LIBRARY AUTOMATION-DIST SPECIFIC								
2252-000	Chrgs to Components-Services		11,045.00	100.00	11,145.00	0.00	11,145.00	0.00
Subtotal of 513.001 LIBRARY AUTOMATION-DIST SPECIFIC			11,045.00	100.00	11,145.00	0.00	11,145.00	0.00
513.002 LIBRARY AUTOMATION-MANDARIN								
2252-000	Chrgs to Components-Services		42,840.00	810.00	43,650.00	0.00	43,650.00	0.00
Subtotal of 513.002 LIBRARY AUTOMATION-MANDARIN			42,840.00	810.00	43,650.00	0.00	43,650.00	0.00
513.003 LIBRARY AUTOMATION-ALEXANDRIA								
2252-000	Chrgs to Components-Services		2,397.00	0.00	2,397.00	0.00	2,397.00	0.00
Subtotal of 513.003 LIBRARY AUTOMATION-ALEXANDRIA			2,397.00	0.00	2,397.00	0.00	2,397.00	0.00
514.000 EXTRA CURR COORD ACADEMIC ALL ST								
2252-000	Chrgs to Components-Services		12,765.00	0.00	12,765.00	0.00	12,765.00	0.00
Subtotal of 514.000 EXTRA CURR COORD ACADEMIC ALL ST			12,765.00	0.00	12,765.00	0.00	12,765.00	0.00
516.000 PLANNING/INSTR-GRANT WRITING								
2252-000	Chrgs to Components-Services		962,276.00	0.00	962,276.00	0.00	962,276.00	0.00
Subtotal of 516.000 PLANNING/INSTR-GRANT WRITING			962,276.00	0.00	962,276.00	0.00	962,276.00	0.00
517.000 COORD, OTHER-CENTRAL								
2254-000	Chrgs to Other Boces-Services		22,500.00	0.00	22,500.00	4,500.00	18,000.00	0.00
2770-000	Unclassified Revenues		9,750.00	0.00	9,750.00	13,400.00	0.00	3,650.00
Subtotal of 517.000 COORD, OTHER-CENTRAL			32,250.00	0.00	32,250.00	17,900.00	18,000.00	3,650.00
518.000 COORDINATOR OF HOME INSTRUCTION								
2252-000	Chrgs to Components-Services		57,319.00	0.00	57,319.00	0.00	57,319.00	0.00

* Estimated revenue for Carryover Encumbrances from the prior fiscal year will not be realized.
These are estimates to balance the budget

GREATER SOUTHERN TIER BOCES

Revenue Status Report As Of: 10/31/2015

Fiscal Year: 2016

Fund: A GENERAL FUND

Revenue Account	Service	Description	Original Estimate	Adjustments	Current Estimate	Year-to-Date	Anticipated Balance	Excess Revenue
Subtotal of 518.000 COORDINATOR OF HOME INSTRUCTION								
			57,319.00	0.00	57,319.00	0.00	57,319.00	0.00
520.000 COMPREHENSIVE SUPPORT SERVICES								
2252-000	Chrgs to Components-Services		67,464.00	0.00	67,464.00	0.00	67,464.00	0.00
Subtotal of 520.000 COMPREHENSIVE SUPPORT SERVICES								
			67,464.00	0.00	67,464.00	0.00	67,464.00	0.00
522.000 EQUIPMENT REPAIR-AV								
2252-000	Chrgs to Components-Services		120,311.00	0.00	120,311.00	0.00	120,311.00	0.00
2770-000	Unclassified Revenues		228.00	0.00	228.00	0.00	228.00	0.00
Subtotal of 522.000 EQUIPMENT REPAIR-AV								
			120,539.00	0.00	120,539.00	0.00	120,539.00	0.00
522.001 EQUIPMENT REPAIR-MICRO								
2252-000	Chrgs to Components-Services		221,033.00	0.00	221,033.00	0.00	221,033.00	0.00
2701-000	Reifunds Prior Years Expenses		0.00	0.00	0.00	546.00	0.00	546.00
2770-000	Unclassified Revenues		0.00	0.00	0.00	816.00	0.00	816.00
Subtotal of 522.001 EQUIPMENT REPAIR-MICRO								
			221,033.00	0.00	221,033.00	1,362.00	221,033.00	1,362.00
523.493 INTER-SCHOL COOR-W/ GV BOCES								
2252-000	Chrgs to Components-Services		5,790.00	220.00	6,010.00	0.00	6,010.00	0.00
Subtotal of 523.493 INTER-SCHOL COOR-W/ GV BOCES								
			5,790.00	220.00	6,010.00	0.00	6,010.00	0.00
525.000 STAFF DVLPM-T-CURR MENTOR-BASE								
2252-000	Chrgs to Components-Services		573,860.00	-114,772.00	459,088.00	0.00	459,088.00	0.00
Subtotal of 525.000 STAFF DVLPM-T-CURR MENTOR-BASE								
			573,860.00	-114,772.00	459,088.00	0.00	459,088.00	0.00
525.001 STAFF DVLPM-T-CURR MENTOR-SUBS								
2252-000	Chrgs to Components-Services		71,970.00	-9,630.00	62,340.00	0.00	62,340.00	0.00
Subtotal of 525.001 STAFF DVLPM-T-CURR MENTOR-SUBS								
			71,970.00	-9,630.00	62,340.00	0.00	62,340.00	0.00
525.002 STAFF DVLPM-T-CURR MENTOR-SUMMER								
2252-000	Chrgs to Components-Services		29,437.00	0.00	29,437.00	0.00	29,437.00	0.00
Subtotal of 525.002 STAFF DVLPM-T-CURR MENTOR-SUMMER								
			29,437.00	0.00	29,437.00	0.00	29,437.00	0.00
525.003 STF DVLPM-T-CURR MNTR-SUMMER STIPND								
2252-000	Chrgs to Components-Services		60,920.00	0.00	60,920.00	0.00	60,920.00	0.00
Subtotal of 525.003 STF DVLPM-T-CURR MNTR-SUMMER STIPND								
			60,920.00	0.00	60,920.00	0.00	60,920.00	0.00
525.004 STAFF DVLPM-T-STEM MENTORS								
2252-000	Chrgs to Components-Services		946,870.00	28,693.00	975,563.00	0.00	975,563.00	0.00

* Estimated revenue for Carryover Encumbrances from the prior fiscal year will not be realized.

These are estimates to balance the budget

GREATER SOUTHERN TIER BOCES

Revenue Status Report As Of: 10/31/2015

Fiscal Year: 2016

Fund: A GENERAL FUND

Revenue Account	Service	Description	Original Estimate	Adjustments	Current Estimate	Year-to-Date	Anticipated Balance	Excess Revenue
2254-000	Chrgs to Other Boces-Services		43,040.00	0.00	43,040.00	8,608.00	34,432.00	0.00
Subtotal of 525.004 STAFF DVLPMNT-STEM MENTORS			989,910.00	28,693.00	1,018,603.00	8,608.00	1,008,995.00	0.00
525.006	STAFF DVLPMNT-STEM SUBS							
2252-000	Chrgs to Components-Services		120,968.00	258.00	121,226.00	0.00	121,226.00	0.00
Subtotal of 525.006 STAFF DVLPMNT-STEM SUBS			120,968.00	258.00	121,226.00	0.00	121,226.00	0.00
525.007	STAFF DVLPMNT-STEM STIPENDS							
2252-000	Chrgs to Components-Services		500.00	0.00	500.00	0.00	500.00	0.00
Subtotal of 525.007 STAFF DVLPMNT-STEM STIPENDS			500.00	0.00	500.00	0.00	500.00	0.00
525.008	STAFF DVLPMNT-STEM EVALS							
2252-000	Chrgs to Components-Services		43,200.00	0.00	43,200.00	0.00	43,200.00	0.00
Subtotal of 525.008 STAFF DVLPMNT-STEM EVALS			43,200.00	0.00	43,200.00	0.00	43,200.00	0.00
526.691	INTER-SCHOL COOR-DCMO							
2252-000	Chrgs to Components-Services		28,693.00	68.03	28,761.03	0.00	28,761.03	0.00
2701-800	REFUND PRIOR YEARS OTH BOCES		0.00	0.00	0.00	3,387.78	0.00	3,387.78
Subtotal of 526.691 INTER-SCHOL COOR-DCMO			28,693.00	68.03	28,761.03	3,387.78	28,761.03	3,387.78
527.000	INSTR MAT DEVEL-ELEM SCIENCE							
2252-000	Chrgs to Components-Services		221,622.00	3,225.00	224,847.00	0.00	224,847.00	0.00
2254-000	Chrgs to Other Boces-Services		11,134.00	0.00	11,134.00	2,226.80	8,907.20	0.00
Subtotal of 527.000 INSTR MAT DEVEL-ELEM SCIENCE			232,756.00	3,225.00	235,981.00	2,226.80	233,754.20	0.00
527.001	DISCRETIONARY-ELEM SCIENCE							
2252-000	Chrgs to Components-Services		452,312.00	26,692.00	459,004.00	0.00	459,004.00	0.00
2254-000	Chrgs to Other Boces-Services		30,649.00	0.00	30,649.00	6,129.80	24,519.20	0.00
Subtotal of 527.001 DISCRETIONARY-ELEM SCIENCE			462,961.00	26,692.00	489,653.00	6,129.80	483,523.20	0.00
527.002	INSTR MAT DEVEL-SCI DISCOVERY CT							
2252-000	Chrgs to Components-Services		4,322.00	0.00	4,322.00	0.00	4,322.00	0.00
Subtotal of 527.002 INSTR MAT DEVEL-SCI DISCOVERY CT			4,322.00	0.00	4,322.00	0.00	4,322.00	0.00
527.003	SCI DISCOVERY CTR-DIST SPEC							
2252-000	Chrgs to Components-Services		43,213.00	1,500.00	44,713.00	0.00	44,713.00	0.00
Subtotal of 527.003 SCI DISCOVERY CTR-DIST SPEC			43,213.00	1,500.00	44,713.00	0.00	44,713.00	0.00
528.000	IND-ED ACT COOR-CDC							

* Estimated revenue for Carryover Encumbrances from the prior fiscal year will not be realized.

These are estimates to balance the budget

GREATER SOUTHERN TIER BOCES

Revenue Status Report As Of: 10/31/2015

Fiscal Year: 2016

Fund: A GENERAL FUND

Revenue Account	Service	Description	Original Estimate	Adjustments	Current Estimate	Year-to-Date	Anticipated Balance	Excess Revenue
2252-000	Chrgs to Components-Services		354,326.00	0.00	354,326.00	0.00	354,326.00	0.00
2770-000	Unclassified Revenues		91,781.00	0.00	91,781.00	6,600.00	85,181.00	0.00
	Subtotal of 528.000	IND-ED ACT COOR-CDC	446,107.00	0.00	446,107.00	6,600.00	439,507.00	0.00
528.002	IND-ED ACT COOR-CDC	INTERNSHIPS						
2252-000	Chrgs to Components-Services		35,004.00	0.00	35,004.00	0.00	35,004.00	0.00
	Subtotal of 528.002	IND-ED ACT COOR-CDC	35,004.00	0.00	35,004.00	0.00	35,004.00	0.00
528.005	IND-ED ACT COOR-CDC	YOUTH LEADER						
2252-000	Chrgs to Components-Services		6,750.00	1,000.00	7,750.00	0.00	7,750.00	0.00
	Subtotal of 528.005	IND-ED ACT COOR-CDC	6,750.00	1,000.00	7,750.00	0.00	7,750.00	0.00
528.008	IND-ED ACT COOR-CDC	ADDL CAREER						
2252-000	Chrgs to Components-Services		28,150.00	0.00	28,150.00	0.00	28,150.00	0.00
2770-000	Unclassified Revenues		0.00	0.00	0.00	6,600.00	0.00	6,600.00
	Subtotal of 528.008	IND-ED ACT COOR-CDC	28,150.00	0.00	28,150.00	6,600.00	28,150.00	6,600.00
535.499	Equipment Repair	XC						
2252-000	Chrgs to Components-Services		8,199.00	0.00	8,199.00	0.00	8,199.00	0.00
	Subtotal of 535.499	Equipment Repair	8,199.00	0.00	8,199.00	0.00	8,199.00	0.00
536.000	MODEL SCHOOLS-BASE							
2252-000	Chrgs to Components-Services		78,111.00	0.00	78,111.00	0.00	78,111.00	0.00
	Subtotal of 536.000	MODEL SCHOOLS-BASE	78,111.00	0.00	78,111.00	0.00	78,111.00	0.00
536.001	MODEL SCHOOLS-DIST	SPEC						
2252-000	Chrgs to Components-Services		24,043.00	0.00	24,043.00	0.00	24,043.00	0.00
	Subtotal of 536.001	MODEL SCHOOLS-DIST	24,043.00	0.00	24,043.00	0.00	24,043.00	0.00
537.000	SCH CURR-BASE							
2252-000	Chrgs to Components-Services		215,921.00	0.00	215,921.00	0.00	215,921.00	0.00
	Subtotal of 537.000	SCH CURR-BASE	215,921.00	0.00	215,921.00	0.00	215,921.00	0.00
537.001	SCH CURR-WORKSHOPS							
2252-000	Chrgs to Components-Services		403,190.00	0.00	403,190.00	0.00	403,190.00	0.00
2770-000	Unclassified Revenues		31,086.00	0.00	31,086.00	1,200.00	29,886.00	0.00
2770-002	MISC REV-LAMIN/POSTERS		0.00	0.00	0.00	2,273.86	0.00	2,273.86
	Subtotal of 537.001	SCH CURR-WORKSHOPS	434,276.00	0.00	434,276.00	3,473.86	433,076.00	2,273.86

* Estimated revenue for Carryover Encumbrances from the prior fiscal year will not be realized.

These are estimates to balance the budget

GREATER SOUTHERN TIER BOCES

Revenue Status Report As Of: 10/31/2015

Fiscal Year: 2016

Fund: A GENERAL FUND

Revenue Account	Service	Description	Original Estimate	Adjustments	Current Estimate	Year-to-Date	Anticipated Balance	Excess Revenue
537.002 SCH CURR-DATA ANALYSIS								
2252-000	Chrgs to Components-Services		150,480.00	0.00	150,480.00	0.00	150,480.00	0.00
Subtotal of 537.002 SCH CURR-DATA ANALYSIS			150,480.00	0.00	150,480.00	0.00	150,480.00	0.00
537.003 SCH CURR-LEADERSHIP								
2252-000	Chrgs to Components-Services		21,000.00	0.00	21,000.00	0.00	21,000.00	0.00
Subtotal of 537.003 SCH CURR-LEADERSHIP			21,000.00	0.00	21,000.00	0.00	21,000.00	0.00
537.004 SCH CURR-SUB REIMBURSEMENT								
2252-000	Chrgs to Components-Services		60,139.00	0.00	60,139.00	0.00	60,139.00	0.00
Subtotal of 537.004 SCH CURR-SUB REIMBURSEMENT			60,139.00	0.00	60,139.00	0.00	60,139.00	0.00
537.005 SCH CURR-WORKSHOPS-DISTRICT SPEC								
2252-000	Chrgs to Components-Services		85,850.00	0.00	85,850.00	0.00	85,850.00	0.00
Subtotal of 537.005 SCH CURR-WORKSHOPS-DISTRICT SPEC			85,850.00	0.00	85,850.00	0.00	85,850.00	0.00
537.006 SCH CURR-STIPENDS								
2252-000	Chrgs to Components-Services		127,779.00	0.00	127,779.00	0.00	127,779.00	0.00
Subtotal of 537.006 SCH CURR-STIPENDS			127,779.00	0.00	127,779.00	0.00	127,779.00	0.00
537.007 SCH CURR-SUPT RETREAT								
2252-000	Chrgs to Components-Services		6,300.00	0.00	6,300.00	0.00	6,300.00	0.00
Subtotal of 537.007 SCH CURR-SUPT RETREAT			6,300.00	0.00	6,300.00	0.00	6,300.00	0.00
537.008 SCH CURR-NYSCOSS								
2252-000	Chrgs to Components-Services		2,100.00	0.00	2,100.00	0.00	2,100.00	0.00
Subtotal of 537.008 SCH CURR-NYSCOSS			2,100.00	0.00	2,100.00	0.00	2,100.00	0.00
537.010 SCH CURR-NETWORK TEAMS								
2252-000	Chrgs to Components-Services		66,000.00	0.00	66,000.00	0.00	66,000.00	0.00
Subtotal of 537.010 SCH CURR-NETWORK TEAMS			66,000.00	0.00	66,000.00	0.00	66,000.00	0.00
537.012 SCH CURR-REGIONAL SCORING								
2252-000	Chrgs to Components-Services		237,553.00	0.00	237,553.00	0.00	237,553.00	0.00
Subtotal of 537.012 SCH CURR-REGIONAL SCORING			237,553.00	0.00	237,553.00	0.00	237,553.00	0.00
540.698 STAFF DEV W/PUTNAM WESTCHESTER B								
2252-000	Chrgs to Components-Services		0.00	3,600.00	3,600.00	0.00	3,600.00	0.00
Subtotal of 540.698 STAFF DEV W/PUTNAM WESTCHESTER B			0.00	3,600.00	3,600.00	0.00	3,600.00	0.00

* Estimated revenue for Carryover Encumbrances from the prior fiscal year will not be realized.

These are estimates to balance the budget

GREATER SOUTHERN TIER BOCES

Revenue Status Report As Of: 10/31/2015
Fiscal Year: 2016

Fund: A GENERAL FUND

Revenue Account	Service	Description	Original Estimate	Adjustments	Current Estimate	Year-to-Date	Anticipated Balance	Excess Revenue
545.496 SCH CURR-W/MONROE #2 BOCES								
2252-000 Chrgs to Components-Services			14,038.00	0.00	14,038.00	0.00	14,038.00	0.00
Subtotal of 545.496 SCH CURR-W/MONROE #2 BOCES			14,038.00	0.00	14,038.00	0.00	14,038.00	0.00
547.591 School/Curriculum Improvement PI								
2252-000 Chrgs to Components-Services			43,800.00	0.00	43,800.00	0.00	43,800.00	0.00
Subtotal of 547.591 School/Curriculum Improvement PI			43,800.00	0.00	43,800.00	0.00	43,800.00	0.00
550.591 COMPUTER SVC, INSTR W/ERIE 1 BO								
2252-000 Chrgs to Components-Services			943,312.00	208,561.56	1,151,873.56	0.00	1,151,873.56	0.00
Subtotal of 550.591 COMPUTER SVC, INSTR W/ERIE 1 BO			943,312.00	208,561.56	1,151,873.56	0.00	1,151,873.56	0.00
552.599 SCH CURR-W/BROOME-TIOGA BOCES								
2252-000 Chrgs to Components-Services			9,536.00	0.00	9,536.00	0.00	9,536.00	0.00
Subtotal of 552.599 SCH CURR-W/BROOME-TIOGA BOCES			9,536.00	0.00	9,536.00	0.00	9,536.00	0.00
555.591 MODEL SCHOOLS W/ERIE 1 BOCES								
2252-000 Chrgs to Components-Services			44,000.00	0.00	44,000.00	0.00	44,000.00	0.00
Subtotal of 555.591 MODEL SCHOOLS W/ERIE 1 BOCES			44,000.00	0.00	44,000.00	0.00	44,000.00	0.00
556.693 MODEL SCHOOLS W/TST BOCES								
2252-000 Chrgs to Components-Services			795.00	0.00	795.00	0.00	795.00	0.00
Subtotal of 556.693 MODEL SCHOOLS W/TST BOCES			795.00	0.00	795.00	0.00	795.00	0.00
558.693 SCH CURR-W/TST BOCES								
2252-000 Chrgs to Components-Services			12,080.00	0.00	12,080.00	0.00	12,080.00	0.00
Subtotal of 558.693 SCH CURR-W/TST BOCES			12,080.00	0.00	12,080.00	0.00	12,080.00	0.00
559.693 SUBSTANCE ABUSE INFO W/ TST								
2252-000 Chrgs to Components-Services			0.00	6,826.50	6,826.50	0.00	6,826.50	0.00
Subtotal of 559.693 SUBSTANCE ABUSE INFO W/ TST			0.00	6,826.50	6,826.50	0.00	6,826.50	0.00
562.493 SCH CURR-W/GEN VALLEY BOCES								
2252-000 Chrgs to Components-Services			300.00	200.00	500.00	0.00	500.00	0.00
Subtotal of 562.493 SCH CURR-W/GEN VALLEY BOCES			300.00	200.00	500.00	0.00	500.00	0.00
568.596 MODEL SCHOOLS W/ ALBANY BOCES								
2252-000 Chrgs to Components-Services			1,040.00	0.00	1,040.00	0.00	1,040.00	0.00

* Estimated revenue for Carryover Encumbrances from the prior fiscal year will not be realized.

These are estimates to balance the budget

GREATER SOUTHERN TIER BOCES

Revenue Status Report As Of: 10/31/2015

Fiscal Year: 2016

Fund: A GENERAL FUND

Revenue Account	Service	Description	Original Estimate	Adjustments	Current Estimate	Year-to-Date	Anticipated Balance	Excess Revenue
Subtotal of 568.596 MODEL SCHOOLS W/ ALBANY BOCES			1,040.00	0.00	1,040.00	0.00	1,040.00	0.00
569.495 INTER-SCHOL COOR-W/ WFL BOCES								
2252-000	Chrgs to Components-Services		315.00	0.00	315.00	0.00	315.00	0.00
Subtotal of 569.495 INTER-SCHOL COOR-W/ WFL BOCES			315.00	0.00	315.00	0.00	315.00	0.00
602.001 HLTH COORD-STEUBEN PLAN								
2252-000	Chrgs to Components-Services		107,891.00	0.00	107,891.00	0.00	107,891.00	0.00
Subtotal of 602.001 HLTH COORD-STEUBEN PLAN			107,891.00	0.00	107,891.00	0.00	107,891.00	0.00
602.002 WORKERS COMP COORD								
2252-000	Chrgs to Components-Services		42,240.00	0.00	42,240.00	0.00	42,240.00	0.00
Subtotal of 602.002 WORKERS COMP COORD			42,240.00	0.00	42,240.00	0.00	42,240.00	0.00
605.001 CSC-TELECOM								
2252-000	Chrgs to Components-Services		427,710.00	0.00	427,710.00	0.00	427,710.00	0.00
2701-000	Refunds Prior Years Expenses		0.00	0.00	0.00	76.25	0.00	76.25
2770-000	Unclassified Revenues		0.00	0.00	0.00	115,825.00	0.00	115,825.00
Subtotal of 605.001 CSC-TELECOM			427,710.00	0.00	427,710.00	115,901.25	427,710.00	115,901.25
605.002 CSC-DESKTOP								
2252-000	Chrgs to Components-Services		2,116,160.00	65,860.00	2,182,020.00	0.00	2,182,020.00	0.00
Subtotal of 605.002 CSC-DESKTOP			2,116,160.00	65,860.00	2,182,020.00	0.00	2,182,020.00	0.00
605.003 CSC-EMAIL								
2252-000	Chrgs to Components-Services		79,929.00	0.00	79,929.00	0.00	79,929.00	0.00
Subtotal of 605.003 CSC-EMAIL			79,929.00	0.00	79,929.00	0.00	79,929.00	0.00
605.005 CSC-INST TECH								
2252-000	Chrgs to Components-Services		142,274.00	0.00	142,274.00	0.00	142,274.00	0.00
Subtotal of 605.005 CSC-INST TECH			142,274.00	0.00	142,274.00	0.00	142,274.00	0.00
605.006 CSC-SERVER								
2252-000	Chrgs to Components-Services		370,956.00	0.00	370,956.00	0.00	370,956.00	0.00
Subtotal of 605.006 CSC-SERVER			370,956.00	0.00	370,956.00	0.00	370,956.00	0.00
605.007 CSC-ON-LINE								
2252-000	Chrgs to Components-Services		340,938.00	0.00	340,938.00	0.00	340,938.00	0.00
2770-000	Unclassified Revenues		0.00	0.00	0.00	94,898.96	0.00	94,898.96

* Estimated revenue for Carryover Encumbrances from the prior fiscal year will not be realized.

These are estimates to balance the budget

GREATER SOUTHERN TIER BOCES

Revenue Status Report As Of: 10/31/2015

Fiscal Year: 2016

Fund: A GENERAL FUND

Revenue Account	Service	Description	Original Estimate	Adjustments	Current Estimate	Year-to-Date	Anticipated Balance	Excess Revenue
Subtotal of 605.007 CSC-ON-LINE			340,938.00	0.00	340,938.00	94,898.96	340,938.00	94,898.96
605.008 CSC-ON-LINE/DIST SPEC								
2252-000	Chrgs to Components-Services		2,933,541.00	91,090.00	3,024,631.00	0.00	3,024,631.00	0.00
2650-000	Sales-Scrap & Excess Material		0.00	0.00	0.00	853.20	0.00	853.20
2701-800	REFUND PRIOR YEARS OTH BOCES		0.00	0.00	0.00	116,185.24	0.00	116,185.24
2770-000	Unclassified Revenues		0.00	0.00	0.00	2,590.00	0.00	2,590.00
2770-001	MISC REV-BOCES E-RATE		0.00	0.00	0.00	6,205.94	0.00	6,205.94
Subtotal of 605.008 CSC-ON-LINE/DIST SPEC			2,933,541.00	91,090.00	3,024,631.00	125,834.38	3,024,631.00	125,834.38
605.009 CSC-DOC IMAGING								
2252-000	Chrgs to Components-Services		120,801.00	6,377.00	127,178.00	0.00	127,178.00	0.00
Subtotal of 605.009 CSC-DOC IMAGING			120,801.00	6,377.00	127,178.00	0.00	127,178.00	0.00
605.010 CSC-STUDENT MGT SYS-BASE								
2252-000	Chrgs to Components-Services		821,403.00	0.00	821,403.00	0.00	821,403.00	0.00
2254-000	Chrgs to Other Boces-Services		0.00	500.00	500.00	100.00	400.00	0.00
2770-000	Unclassified Revenues		0.00	0.00	0.00	15,500.00	0.00	15,500.00
Subtotal of 605.010 CSC-STUDENT MGT SYS-BASE			821,403.00	500.00	821,903.00	15,600.00	821,803.00	15,500.00
605.011 CSC-STUDENT MGT SYS-DIST SPEC								
2252-000	Chrgs to Components-Services		85,864.00	0.00	85,864.00	0.00	85,864.00	0.00
Subtotal of 605.011 CSC-STUDENT MGT SYS-DIST SPEC			85,864.00	0.00	85,864.00	0.00	85,864.00	0.00
605.012 CSC-FINANCIAL								
2252-000	Chrgs to Components-Services		571,926.00	0.00	571,926.00	0.00	571,926.00	0.00
2254-000	Chrgs to Other Boces-Services		22,272.00	-3,819.00	18,453.00	4,856.20	13,598.80	0.00
2770-000	Unclassified Revenues		78,522.00	0.00	78,522.00	1,105.23	77,416.77	0.00
Subtotal of 605.012 CSC-FINANCIAL			672,720.00	-3,819.00	668,901.00	5,961.43	662,939.57	0.00
605.013 CSC-DSRS								
2252-000	Chrgs to Components-Services		1,102,266.00	0.00	1,102,266.00	0.00	1,102,266.00	0.00
2770-000	Unclassified Revenues		19,462.00	0.00	19,462.00	0.00	19,462.00	0.00
Subtotal of 605.013 CSC-DSRS			1,121,728.00	0.00	1,121,728.00	0.00	1,121,728.00	0.00
605.014 CSC-SAS								
2252-000	Chrgs to Components-Services		134,416.00	0.00	134,416.00	0.00	134,416.00	0.00
Subtotal of 605.014 CSC-SAS			134,416.00	0.00	134,416.00	0.00	134,416.00	0.00

* Estimated revenue for Carryover Encumbrances from the prior fiscal year will not be realized.

These are estimates to balance the budget

GREATER SOUTHERN TIER BOCES

Revenue Status Report As Of: 10/31/2015

Fiscal Year: 2016

Fund: A GENERAL FUND

Revenue Account	Service	Description	Original Estimate	Adjustments	Current Estimate	Year-to-Date	Anticipated Balance	Excess Revenue
605.015 CSC-TEST SCORING-BASE								
2252-000	Chrgs to Components-Services		220,663.00	0.00	220,663.00	0.00	220,663.00	0.00
2770-000	Unclassified Revenues		277,250.00	0.00	277,250.00	6,184.02	271,065.98	0.00
	Subtotal of 605.015 CSC-TEST SCORING-BASE		497,913.00	0.00	497,913.00	6,184.02	491,728.98	0.00
605.016 CSC-TEST SCORING-DIST SPEC								
2252-000	Chrgs to Components-Services		544,648.00	0.00	544,648.00	0.00	544,648.00	0.00
	Subtotal of 605.016 CSC-TEST SCORING-DIST SPEC		544,648.00	0.00	544,648.00	0.00	544,648.00	0.00
605.017 CSC-IDEAS								
2252-000	Chrgs to Components-Services		96,629.00	0.00	96,629.00	0.00	96,629.00	0.00
2254-000	Chrgs to Other Bocas-Services		0.00	2,800.00	2,800.00	311.11	2,488.89	0.00
2770-000	Unclassified Revenues		0.00	0.00	0.00	6,655.42	0.00	6,655.42
	Subtotal of 605.017 CSC-IDEAS		96,629.00	2,800.00	99,429.00	6,966.53	99,117.89	6,655.42
605.018 CSC-INTERNET								
2252-000	Chrgs to Components-Services		292,273.00	0.00	292,273.00	0.00	292,273.00	0.00
2770-000	Unclassified Revenues		0.00	0.00	0.00	9,262.78	0.00	9,262.78
	Subtotal of 605.018 CSC-INTERNET		292,273.00	0.00	292,273.00	9,262.78	292,273.00	9,262.78
605.019 CSC-INTERNET-DIST SPEC								
2252-000	Chrgs to Components-Services		13,000.00	0.00	13,000.00	0.00	13,000.00	0.00
	Subtotal of 605.019 CSC-INTERNET-DIST SPEC		13,000.00	0.00	13,000.00	0.00	13,000.00	0.00
605.020 CSC-CLEAR TRACK 200								
2252-000	Chrgs to Components-Services		207,778.00	0.00	207,778.00	0.00	207,778.00	0.00
	Subtotal of 605.020 CSC-CLEAR TRACK 200		207,778.00	0.00	207,778.00	0.00	207,778.00	0.00
605.021 CSC-CAFETERIA POS-BASE								
2252-000	Chrgs to Components-Services		141,181.00	0.00	141,181.00	0.00	141,181.00	0.00
2254-000	Chrgs to Other Bocas-Services		36,012.00	0.00	36,012.00	7,202.40	28,809.60	0.00
	Subtotal of 605.021 CSC-CAFETERIA POS-BASE		177,193.00	0.00	177,193.00	7,202.40	169,990.60	0.00
605.022 CSC-CAFETERIA POS-DIST SPEC								
2252-000	Chrgs to Components-Services		3,835.00	0.00	3,835.00	0.00	3,835.00	0.00
	Subtotal of 605.022 CSC-CAFETERIA POS-DIST SPEC		3,835.00	0.00	3,835.00	0.00	3,835.00	0.00
605.023 CSC-ID CARDS								
2252-000	Chrgs to Components-Services		1,456.00	0.00	1,456.00	0.00	1,456.00	0.00

* Estimated revenue for Carryover Encumbrances from the prior fiscal year will not be realized.

These are estimates to balance the budget

GREATER SOUTHERN TIER BOCES

Revenue Status Report As Of: 10/31/2015
Fiscal Year: 2016

Fund: A GENERAL FUND

Revenue Account	Service	Description	Original Estimate	Adjustments	Current Estimate	Year-to-Date	Anticipated Balance	Excess Revenue
Subtotal of 605.023 CSC-ID CARDS			1,456.00	0.00	1,456.00	0.00	1,456.00	0.00
605.024 CSC-MEDICAID REIMBURSEMENT								
2252-000	Chrgs to Components-Services		150,613.00	0.00	150,613.00	0.00	150,613.00	0.00
2770-000	Unclassified Revenues		0.00	0.00	0.00	486.25	0.00	486.25
Subtotal of 605.024 CSC-MEDICAID REIMBURSEMENT			150,613.00	0.00	150,613.00	486.25	150,613.00	486.25
605.025 CSC-METERING & MANAGEMENT								
2252-000	Chrgs to Components-Services		9,120.00	0.00	9,120.00	0.00	9,120.00	0.00
Subtotal of 605.025 CSC-METERING & MANAGEMENT			9,120.00	0.00	9,120.00	0.00	9,120.00	0.00
605.026 CSC-SHARED CIO SERVICE								
2252-000	Chrgs to Components-Services		183,882.00	0.00	183,882.00	0.00	183,882.00	0.00
Subtotal of 605.026 CSC-SHARED CIO SERVICE			183,882.00	0.00	183,882.00	0.00	183,882.00	0.00
605.027 CSC-VOIP								
2252-000	Chrgs to Components-Services		526,191.00	0.00	526,191.00	0.00	526,191.00	0.00
Subtotal of 605.027 CSC-VOIP			526,191.00	0.00	526,191.00	0.00	526,191.00	0.00
605.028 CSC-BACKUP SERVICE								
2252-000	Chrgs to Components-Services		214,533.00	0.00	214,533.00	0.00	214,533.00	0.00
Subtotal of 605.028 CSC-BACKUP SERVICE			214,533.00	0.00	214,533.00	0.00	214,533.00	0.00
605.029 CSC-SECURITY								
2252-000	Chrgs to Components-Services		230,979.00	0.00	230,979.00	0.00	230,979.00	0.00
Subtotal of 605.029 CSC-SECURITY			230,979.00	0.00	230,979.00	0.00	230,979.00	0.00
605.030 CSC-ENHANCED MEDICAID COORDINATI								
2252-000	Chrgs to Components-Services		28,916.00	0.00	28,916.00	0.00	28,916.00	0.00
Subtotal of 605.030 CSC-ENHANCED MEDICAID COORDINATI			28,916.00	0.00	28,916.00	0.00	28,916.00	0.00
605.031 FAX SERVICE								
2252-000	Chrgs to Components-Services		14,550.00	0.00	14,550.00	0.00	14,550.00	0.00
Subtotal of 605.031 FAX SERVICE			14,550.00	0.00	14,550.00	0.00	14,550.00	0.00
606.000 SUBSTITUTE COORDINATION								
2252-000	Chrgs to Components-Services		112,793.00	0.00	112,793.00	0.00	112,793.00	0.00
Subtotal of 606.000 SUBSTITUTE COORDINATION			112,793.00	0.00	112,793.00	0.00	112,793.00	0.00

* Estimated revenue for Carryover Encumbrances from the prior fiscal year will not be realized.

These are estimates to balance the budget

GREATER SOUTHERN TIER BOCES

Revenue Status Report As Of: 10/31/2015
Fiscal Year: 2016

Fund: A GENERAL FUND

Revenue Account	Service	Description	Original Estimate	Adjustments	Current Estimate	Year-to-Date	Anticipated Balance	Excess Revenue
607.000 STAFF DEVELOPMENT: BUS DRIVERS								
2252-000	Chrgs to Components-Services		1,700.00	0.00	1,700.00	0.00	1,700.00	0.00
Subtotal of 607.000 STAFF DEVELOPMENT: BUS DRIVERS			1,700.00	0.00	1,700.00	0.00	1,700.00	0.00
608.000 NEGOTIATIONS (LABOR RELATIONS)								
2252-000	Chrgs to Components-Services		293,053.00	0.00	293,053.00	0.00	293,053.00	0.00
Subtotal of 608.000 NEGOTIATIONS (LABOR RELATIONS)			293,053.00	0.00	293,053.00	0.00	293,053.00	0.00
609.000 SAFETY/RISK MGT-BASE								
2252-000	Chrgs to Components-Services		31,670.00	170.00	31,670.00	0.00	31,670.00	0.00
2254-000	Chrgs to Other Boces-Services		214,250.00	0.00	214,250.00	42,850.00	171,400.00	0.00
2770-000	Unclassified Revenues		6,824.00	0.00	6,824.00	1,870.00	4,954.00	0.00
Subtotal of 609.000 SAFETY/RISK MGT-BASE			252,744.00	170.00	252,744.00	44,720.00	208,024.00	0.00
609.001 SAFETY/RISK MGT-DIST SPEC								
2252-000	Chrgs to Components-Services		236,883.00	0.00	236,883.00	0.00	236,883.00	0.00
Subtotal of 609.001 SAFETY/RISK MGT-DIST SPEC			236,883.00	0.00	236,883.00	0.00	236,883.00	0.00
609.002 SAFETY/RISK MGT-TRAINING								
2252-000	Chrgs to Components-Services		46,315.00	0.00	46,315.00	0.00	46,315.00	0.00
Subtotal of 609.002 SAFETY/RISK MGT-TRAINING			46,315.00	0.00	46,315.00	0.00	46,315.00	0.00
609.003 SAFETY/RISK MGT-OPTION A TESTING								
2252-000	Chrgs to Components-Services		63,000.00	0.00	63,000.00	0.00	63,000.00	0.00
Subtotal of 609.003 SAFETY/RISK MGT-OPTION A TESTING			63,000.00	0.00	63,000.00	0.00	63,000.00	0.00
609.004 SAFETY/RISK MGT-ASBESTOS SERVICE								
2252-000	Chrgs to Components-Services		83,774.00	0.00	83,774.00	0.00	83,774.00	0.00
2770-000	Unclassified Revenues		0.00	0.00	0.00	6,739.00	0.00	6,739.00
Subtotal of 609.004 SAFETY/RISK MGT-ASBESTOS SERVICE			83,774.00	0.00	83,774.00	6,739.00	83,774.00	6,739.00
609.005 SAFETY/RISK MGT-FIRE/STRUCT INSP								
2252-000	Chrgs to Components-Services		48,229.00	0.00	48,229.00	0.00	48,229.00	0.00
Subtotal of 609.005 SAFETY/RISK MGT-FIRE/STRUCT INSP			48,229.00	0.00	48,229.00	0.00	48,229.00	0.00
610.000 EMPLOYEE ASSISTANCE PROGRAM								
2252-000	Chrgs to Components-Services		104,538.00	0.00	104,538.00	0.00	104,538.00	0.00
2770-000	Unclassified Revenues		362.00	0.00	362.00	0.00	362.00	0.00
Subtotal of 610.000 EMPLOYEE ASSISTANCE PROGRAM			104,900.00	0.00	104,900.00	0.00	104,900.00	0.00

* Estimated revenue for Carryover Encumbrances from the prior fiscal year will not be realized. These are estimates to balance the budget

GREATER SOUTHERN TIER BOCES
Revenue Status Report As Of: 10/31/2015
Fiscal Year: 2016
Fund: A GENERAL FUND

Revenue Account	Service	Description	Original Estimate	Adjustments	Current Estimate	Year-to-Date	Anticipated Balance	Excess Revenue
611.000 TRANS OTHER:DRUG TESTING								
2252-000 Chrgs to Components-Services			45,140.00	0.00	45,140.00	0.00	45,140.00	0.00
2254-000 Chrgs to Other Boces-Services			4,392.00	0.00	4,392.00	878.40	3,513.60	0.00
2770-000 Unclassified Revenues			4,514.00	0.00	4,514.00	4,514.00	0.00	0.00
Subtotal of 611.000 TRANS OTHER:DRUG TESTING			54,046.00	0.00	54,046.00	5,392.40	48,653.60	0.00
612.000 CBO-BASE								
2252-000 Chrgs to Components-Services			3,759,785.00	4,075.00	3,763,860.00	0.00	3,763,860.00	0.00
Subtotal of 612.000 CBO-BASE			3,759,785.00	4,075.00	3,763,860.00	0.00	3,763,860.00	0.00
614.000 PUBLIC INFO-BASE								
2252-000 Chrgs to Components-Services			144,718.00	0.00	144,718.00	0.00	144,718.00	0.00
Subtotal of 614.000 PUBLIC INFO-BASE			144,718.00	0.00	144,718.00	0.00	144,718.00	0.00
615.592 PLNG SVCS MGMT (ST AID) W/QUESTA								
2252-000 Chrgs to Components-Services			65,310.00	1,260.00	66,570.00	0.00	66,570.00	0.00
Subtotal of 615.592 PLNG SVCS MGMT (ST AID) W/QUESTA			65,310.00	1,260.00	66,570.00	0.00	66,570.00	0.00
616.594 COOP BDNG COORD (ENERGY) W/OCM B								
2252-000 Chrgs to Components-Services			31,600.00	0.00	31,600.00	0.00	31,600.00	0.00
Subtotal of 616.594 COOP BDNG COORD (ENERGY) W/OCM B			31,600.00	0.00	31,600.00	0.00	31,600.00	0.00
617.000 SCHOOL FOOD MANAGEMENT: CENTRAL								
2252-000 Chrgs to Components-Services			1,729,066.00	0.00	1,729,066.00	0.00	1,729,066.00	0.00
2254-000 Chrgs to Other Boces-Services			5,442.00	0.00	5,442.00	1,088.40	4,353.60	0.00
2770-000 Unclassified Revenues			0.00	0.00	0.00	180.00	0.00	180.00
Subtotal of 617.000 SCHOOL FOOD MANAGEMENT: CENTRAL			1,734,508.00	0.00	1,734,508.00	1,268.40	1,733,239.60	180.00
618.000 GASB-45 PLANNING AND VALUATION S								
2252-000 Chrgs to Components-Services			51,050.00	0.00	51,050.00	0.00	51,050.00	0.00
Subtotal of 618.000 GASB-45 PLANNING AND VALUATION S			51,050.00	0.00	51,050.00	0.00	51,050.00	0.00
620.596 PUBLIC INFO-BASE								
2252-000 Chrgs to Components-Services			47,032.00	0.00	47,032.00	0.00	47,032.00	0.00
Subtotal of 620.596 PUBLIC INFO-BASE			47,032.00	0.00	47,032.00	0.00	47,032.00	0.00
621.494 TRANSPORTATION HANDICAPP W/ MONR								
2252-000 Chrgs to Components-Services			0.00	2,917.12	2,917.12	0.00	2,917.12	0.00

* Estimated revenue for Carryover Encumbrances from the prior fiscal year will not be realized.

These are estimates to balance the budget

GREATER SOUTHERN TIER BOCES

Revenue Status Report As Of: 10/31/2015
Fiscal Year: 2016

Fund: A GENERAL FUND

Revenue Account	Service	Description	Original Estimate	Adjustments	Current Estimate	Year-to-Date	Anticipated Balance	Excess Revenue
Subtotal of 621.494 TRANSPORTATION HANDICAPP W/ MONR			0.00	2,917.12	2,917.12	0.00	2,917.12	0.00
623.000 COOP AD/RECRUITING-BASE								
2252-000	Chrgs to Components-Services		81,660.00	-72,592.00	9,068.00	0.00	9,068.00	0.00
Subtotal of 623.000 COOP AD/RECRUITING-BASE			81,660.00	-72,592.00	9,068.00	0.00	9,068.00	0.00
623.001 COOP AD/RECRUITING-DIST SPEC								
2252-000	Chrgs to Components-Services		0.00	72,592.00	72,592.00	0.00	72,592.00	0.00
Subtotal of 623.001 COOP AD/RECRUITING-DIST SPEC			0.00	72,592.00	72,592.00	0.00	72,592.00	0.00
624.000 STAFF DEV: BOARD OF ED								
2252-000	Chrgs to Components-Services		21,000.00	0.00	21,000.00	0.00	21,000.00	0.00
Subtotal of 624.000 STAFF DEV: BOARD OF ED			21,000.00	0.00	21,000.00	0.00	21,000.00	0.00
627.495 Staff Development: Clerical w/ W								
2252-000	Chrgs to Components-Services		1,182.00	0.00	1,182.00	0.00	1,182.00	0.00
Subtotal of 627.495 Staff Development: Clerical w/ W			1,182.00	0.00	1,182.00	0.00	1,182.00	0.00
629.591 COMPUTER SERVICE:MGMT W/ ERIE 1								
2252-000	Chrgs to Components-Services		2,825,612.00	355,240.20	3,180,852.20	0.00	3,180,852.20	0.00
Subtotal of 629.591 COMPUTER SERVICE:MGMT W/ ERIE 1			2,825,612.00	355,240.20	3,180,852.20	0.00	3,180,852.20	0.00
630.597 CSC-X-CONT MADISON-ONEIDA BOCES								
2252-000	Chrgs to Components-Services		13,848.00	0.00	13,848.00	0.00	13,848.00	0.00
Subtotal of 630.597 CSC-X-CONT MADISON-ONEIDA BOCES			13,848.00	0.00	13,848.00	0.00	13,848.00	0.00
631.694 CSC-X-CONT E SUFFOLK								
2252-000	Chrgs to Components-Services		16,406.00	0.00	16,406.00	0.00	16,406.00	0.00
Subtotal of 631.694 CSC-X-CONT E SUFFOLK			16,406.00	0.00	16,406.00	0.00	16,406.00	0.00
633.493 HLTH CARE COORD W/GV BOCES								
2252-000	Chrgs to Components-Services		55,370.00	19,158.24	74,528.24	0.00	74,528.24	0.00
Subtotal of 633.493 HLTH CARE COORD W/GV BOCES			55,370.00	19,158.24	74,528.24	0.00	74,528.24	0.00
634.495 STAFF DEVELOP: BUS DRIVERS W/WFL								
2252-000	Chrgs to Components-Services		437.00	0.00	437.00	0.00	437.00	0.00
Subtotal of 634.495 STAFF DEVELOP: BUS DRIVERS W/WFL			437.00	0.00	437.00	0.00	437.00	0.00
635.493 NEGOTIATIONS(LBR RELTNS) W/GV BO								

* Estimated revenue for Carryover Encumbrances from the prior fiscal year will not be realized. These are estimates to balance the budget

GREATER SOUTHERN TIER BOCES
Revenue Status Report As Of: 10/31/2015
Fiscal Year: 2016
Fund: A GENERAL FUND

Revenue Account	Service	Description	Original Estimate	Adjustments	Current Estimate	Year-to-Date	Anticipated Balance	Excess Revenue
2252-000	Chrgs to Components-Services		20,043.00	-2,469.00	17,574.00	0.00	17,574.00	0.00
Subtotal of 635.493 NEGOTIATIONS(LBR RELTNS) W/GV BO			20,043.00	-2,469.00	17,574.00	0.00	17,574.00	0.00
636.497	NEGOTIATIONS(LBR RELTNS) W/C-O B		25,370.00	0.00	25,370.00	0.00	25,370.00	0.00
2252-000	Chrgs to Components-Services		0.00	0.00	0.00	6,449.53	0.00	6,449.53
2701-800	REFUND PRIOR YEARS OTH BOCES		0.00	0.00	0.00	6,449.53	0.00	6,449.53
Subtotal of 636.497 NEGOTIATIONS(LBR RELTNS) W/C-O B			25,370.00	0.00	25,370.00	6,449.53	25,370.00	6,449.53
637.493	COOP BIDNG COORD(FOOD SVC) W/GV		215.00	0.00	215.00	0.00	215.00	0.00
2252-000	Chrgs to Components-Services		215.00	0.00	215.00	0.00	215.00	0.00
Subtotal of 637.493 COOP BIDNG COORD(FOOD SVC) W/GV			215.00	0.00	215.00	0.00	215.00	0.00
638.495	COOP BIDNG COORD(ENERGY)W/WFL		19,125.00	0.00	19,125.00	0.00	19,125.00	0.00
2252-000	Chrgs to Components-Services		19,125.00	0.00	19,125.00	0.00	19,125.00	0.00
Subtotal of 638.495 COOP BIDNG COORD(ENERGY)W/WFL			19,125.00	0.00	19,125.00	0.00	19,125.00	0.00
640.495	COOP AD/RECRUITING-WFL		8,000.00	0.00	8,000.00	0.00	8,000.00	0.00
2252-000	Chrgs to Components-Services		8,000.00	0.00	8,000.00	0.00	8,000.00	0.00
Subtotal of 640.495 COOP AD/RECRUITING-WFL			8,000.00	0.00	8,000.00	0.00	8,000.00	0.00
641.496	COOP AD/RECRUITING-MON #2		6,089.00	-829.00	5,260.00	0.00	5,260.00	0.00
2252-000	Chrgs to Components-Services		6,089.00	-829.00	5,260.00	0.00	5,260.00	0.00
Subtotal of 641.496 COOP AD/RECRUITING-MON #2			6,089.00	-829.00	5,260.00	0.00	5,260.00	0.00
643.499	NEGOTIATIONS(LBR RELTNS) W/CAEW		1,910.00	-550.00	1,360.00	0.00	1,360.00	0.00
2252-000	Chrgs to Components-Services		1,910.00	-550.00	1,360.00	0.00	1,360.00	0.00
Subtotal of 643.499 NEGOTIATIONS(LBR RELTNS) W/CAEW			1,910.00	-550.00	1,360.00	0.00	1,360.00	0.00
646.491	Computer Service: Management XC		11,992.00	0.00	11,992.00	0.00	11,992.00	0.00
2252-000	Chrgs to Components-Services		11,992.00	0.00	11,992.00	0.00	11,992.00	0.00
Subtotal of 646.491 Computer Service: Management XC			11,992.00	0.00	11,992.00	0.00	11,992.00	0.00
647.499	STAFF DEVELOP: BUS DRIVERS W/CA		600.00	0.00	600.00	0.00	600.00	0.00
2252-000	Chrgs to Components-Services		600.00	0.00	600.00	0.00	600.00	0.00
Subtotal of 647.499 STAFF DEVELOP: BUS DRIVERS W/CA			600.00	0.00	600.00	0.00	600.00	0.00
648.698	RECRUITING W/ PUTNAM BOCES		3,486.00	6,828.00	10,314.00	0.00	10,314.00	0.00
2252-000	Chrgs to Components-Services		3,486.00	6,828.00	10,314.00	0.00	10,314.00	0.00
Subtotal of 648.698 RECRUITING W/ PUTNAM BOCES			3,486.00	6,828.00	10,314.00	0.00	10,314.00	0.00

* Estimated revenue for Carryover Encumbrances from the prior fiscal year will not be realized.
These are estimates to balance the budget

GREATER SOUTHERN TIER BOCES

Revenue Status Report As Of: 10/31/2015
Fiscal Year: 2016

Fund: A GENERAL FUND

Revenue Account	Service	Description	Original Estimate	Adjustments	Current Estimate	Year-to-Date	Anticipated Balance	Excess Revenue
649.493	STAFF DEVELOP: BUS DRIVERS W/GV							
2252-000	Chrgs to Components-Services		495.00	0.00	495.00	0.00	495.00	0.00
	Subtotal of 649.493	STAFF DEVELOP: BUS DRIVERS W/GV	495.00	0.00	495.00	0.00	495.00	0.00
651.495	COMPUTER SERVICE MANAGEMENT W/ W							
2252-000	Chrgs to Components-Services		1,196.00	24.39	1,220.39	0.00	1,220.39	0.00
	Subtotal of 651.495	COMPUTER SERVICE MANAGEMENT W/ W	1,196.00	24.39	1,220.39	0.00	1,220.39	0.00
653.594	COMPUTER SERVICE MANAGEMENT W/ O							
2252-000	Chrgs to Components-Services		1,250.00	-1,250.00	0.00	0.00	0.00	0.00
	Subtotal of 653.594	COMPUTER SERVICE MANAGEMENT W/ O	1,250.00	-1,250.00	0.00	0.00	0.00	0.00
659.591	POLICY MANUAL SERVICE-ERIE 1							
2252-000	Chrgs to Components-Services		45,709.00	-11,500.50	34,208.50	0.00	34,208.50	0.00
	Subtotal of 659.591	POLICY MANUAL SERVICE-ERIE 1	45,709.00	-11,500.50	34,208.50	0.00	34,208.50	0.00
665.691	COOPERATIVE BID/SUPPLIES-DCMO							
2252-000	Chrgs to Components-Services		60,441.00	-60.29	60,380.71	0.00	60,380.71	0.00
2701-800	REFUND PRIOR YEARS OTH BOCES		0.00	0.00	0.00	5,370.77	0.00	5,370.77
	Subtotal of 665.691	COOPERATIVE BID/SUPPLIES-DCMO	60,441.00	-60.29	60,380.71	5,370.77	60,380.71	5,370.77
666.693	WASTE REMOVAL-TST							
2252-000	Chrgs to Components-Services		11,892.00	-599.66	11,292.34	0.00	11,292.34	0.00
	Subtotal of 666.693	WASTE REMOVAL-TST	11,892.00	-599.66	11,292.34	0.00	11,292.34	0.00
669.693	ENERGY MANAGEMENT W/ TST BOCES							
2252-000	Chrgs to Components-Services		45,243.00	0.00	45,243.00	0.00	45,243.00	0.00
	Subtotal of 669.693	ENERGY MANAGEMENT W/ TST BOCES	45,243.00	0.00	45,243.00	0.00	45,243.00	0.00
	Total GENERAL FUND		90,584,171.00	1,756,571.91	92,340,742.91	1,073,393.04	92,130,994.14	863,634.27

Selection Criteria

* Estimated revenue for Carryover Encumbrances from the prior fiscal year will not be realized.
These are estimates to balance the budget

GREATER SOUTHERN TIER BOCES

Revenue Status Report As Of: 10/31/2015
Fiscal Year: 2016

Fund: A GENERAL FUND

Revenue Account	Service	Description	Original Estimate	Adjustments	Current Estimate	Year-to-Date	Anticipated Balance	Excess Revenue
-----------------	---------	-------------	-------------------	-------------	------------------	--------------	---------------------	----------------

Criteria Name: Last Run
As Of Date: 10/31/2015
Suppress revenue accounts with no activity
Print Summary Only
Sort by: Fund/Service/Revenue Code
Printed by Janice Conley

* Estimated revenue for Carryover Encumbrances from the prior fiscal year will not be realized.
These are estimates to balance the budget

GREATER SOUTHERN TIER BOCES

Outstanding Check Listing

Bank Account: GeneralMT - M&T - General Fund

Check Number	Check Date	Remit To	Warrant Fund Recoded	Statement Date	Check Amount	Check Number
072530	10/22/2015	3153 LAKE RD, LLC	0039 No		\$17,725.00	072530
072726	10/29/2015	ACADEMIC ENTERTAINMENT, INC	0041 No		\$3,790.00	072726
072727	10/29/2015	ACCO BRANDS DIRECT	0041 No		\$48.98	072727
072382	10/15/2015	ACCREDITED LOCK SUPPLY CO.	0038 No		\$248.04	072382
072383	10/15/2015	ADAMS/LUCINDA A.	0038 No		\$55.20	072383
072384	10/15/2015	ADDISON POST	0038 No		\$87.00	072384
072532	10/22/2015	ADORAMA	0039 No		\$116.75	072532
072728	10/29/2015	ADVANCE AUTO PARTS AAP FINANCIAL SERVICES	0041 No		\$1,017.47	072728
072533	10/22/2015	AESHP JOHN WARNECK, TREASURER	0038 No		\$320.00	072533
072534	10/22/2015	AFFORDABLE AUTO SERVICE & SALES	0039 No		\$47.45	072534
072729	10/29/2015	AIRGAS USA, LLC	0041 No		\$2,038.09	072729
072730	10/29/2015	ALFRED ALMOND CENTRAL SCHOOL	0041 No		\$1,500.00	072730
072731	10/29/2015	ALL SEASON TIRE, INC.	0041 No		\$180.00	072731
072732	10/29/2015	ALLEGRO MEDICAL	0041 No		\$565.44	072732
072536	10/22/2015	ALVAH M SQUIBB COMPANY INC	0039 No		\$25.00	072536
072733	10/29/2015	ANDRE AND SONS, INC.	0041 No		\$2,112.00	072733
072386	10/15/2015	ANIXTER INC	0038 No		\$578.00	072386
072537	10/22/2015	ANIXTER INC	0039 No		\$1,160.40	072537
072734	10/29/2015	ANIXTER INC	0041 No		\$882.00	072734
072735	10/29/2015	ANNESE & ASSOCIATES INC	0041 Yes		\$21,197.80	072735
072736	10/29/2015	APPLE INC	0041 No		\$558.00	072736
072387	10/15/2015	ARDCO PRO	0038 No		\$39.00	072387
072540	10/22/2015	ARDCO PRO	0039 No		\$96.28	072540
072388	10/15/2015	ARGENTIERI BROS. INC	0038 No		\$292.75	072388
071380	08/13/2015	ARMSTRONG	0017 No		\$520.98	071380
072737	10/29/2015	ARNOLDYS SCOTT	0041 No		\$115.14	072737
072389	10/15/2015	ART'S EXTERMINATING	0038 No		\$40.00	072389
072541	10/22/2015	ART'S EXTERMINATING	0039 No		\$40.00	072541
072390	10/15/2015	ASE	0038 No		\$1,530.00	072390
072542	10/22/2015	ASE	0039 No		\$810.00	072542
072738	10/29/2015	AVOCA CENTRAL SCHOOL	0041 No		\$229.25	072738
072543	10/22/2015	AYERS/DIANA K.	0039 No		\$2.59	072543
072544	10/22/2015	B & H PHOTO ACCOUNTS RECEIVABLE REMITTANCE PROCESSING CENTER	0039 No		\$524.05	072544
072739	10/29/2015	B & H PHOTO ACCOUNTS RECEIVABLE REMITTANCE PROCESSING CENTER	0041 No		\$1,963.98	072739
072545	10/22/2015	B & H PHOTO-VIDEO REMITTANCE PROCESSING CENTER	0039 No		\$48.00	072545
072740	10/29/2015	B & H PHOTO-VIDEO REMITTANCE PROCESSING CENTER	0041 No		\$177.40	072740
067156	02/05/2015	BABCOCK/JULIE M.	0088 No		\$53.76	067156
072741	10/29/2015	BANCTEC INC P O BOX 910887	0041 No		\$792.00	072741
072391	10/15/2015	BARNED/ROXANNE M.	0038 No		\$196.65	072391
072393	10/15/2015	BATES/DENISE M.	0038 No		\$25.88	072393

GREATER SOUTHERN TIER BOCES

Outstanding Check Listing

Bank Account: GeneralMT - M&T - General Fund

Check Number	Check Date	Remit To	Warrant	Fund	Recorded	Statement Date	Check Amount	Check Number
072547	10/22/2015	BATH AUTO PARTS INC	0039	No			\$173.48	072547
072742	10/29/2015	BEAM MACK	0041	No			\$20.00	072742
072743	10/29/2015	BILL'S LOCKSMITHING	0041	No			\$6.00	072743
072548	10/22/2015	BIO-RAD LABORATORIES, INC	0039	No			\$1,659.84	072548
072744	10/29/2015	BLACKS AUTO SERVICE & SALES	0041	No			\$29.95	072744
072549	10/22/2015	BLICK ART MATERIALS	0039	No			\$136.00	072549
072745	10/29/2015	BLICK ART MATERIALS	0041	No			\$109.00	072745
072746	10/29/2015	BOCES CATTARAUGUS ALLEGANY	0041	No			\$4,700.67	072746
072747	10/29/2015	BOCES CAYUGA-ONONDAGA	0041	No			\$2,537.00	072747
072748	10/29/2015	BOCES DELAWARE-CHENANGO-MADISON-OTSEGO ATTN: TREASURER	0041	No			\$17,828.34	072748
072749	10/29/2015	BOCES ERIE 1 DEPT 116205	0041	No			\$397,763.33	072749
072238	10/08/2015	BOCES ONONDAGA CORTLAND MADISON	0036	No		V	\$11,025.50	072238
072750	10/29/2015	BOCES PUTNAM-NORTHERN WESTCHESTER	0041	No			\$4,631.40	072750
072751	10/29/2015	BOCES TOMPKINS-SENECA-TIOGA	0041	No			\$15,869.88	072751
072752	10/29/2015	BOCES WAYNE FINGER LAKES ATTN: BUSINESS OFFICE	0041	No			\$11,509.30	072752
072753	10/29/2015	BORAS/KEITH A.	0041	No			\$30.00	072753
072551	10/22/2015	BOWERS/EMILY A.	0039	No			\$166.46	072551
072396	10/15/2015	BRADLEY SUPPLY	0038	No			\$816.59	072396
072754	10/29/2015	BRADLEY SUPPLY	0041	No			\$497.55	072754
072552	10/22/2015	BRAINPOP LLC	0039	No			\$916.00	072552
072553	10/22/2015	BRICO TECHNOLOGIES INC.	0039	No			\$185.00	072553
072554	10/22/2015	BRIGHTBYTES, INC.	0038	No			\$32,310.60	072554
072555	10/22/2015	BRYANTDALE	0039	No			\$366.29	072555
072397	10/15/2015	BUCKLEY/ELIZABETH A.	0038	No			\$254.15	072397
072755	10/29/2015	BUREAU OF EDUCATION & RESEARCH 915 118TH AVENUE SE	0041	No			\$399.00	072755
072756	10/29/2015	BUREAU OF EDUCATION & RESEARCH ATTN: ACCOUNTS RECEIVABLE	0041	No			\$717.00	072756
072556	10/22/2015	BURMAX COMPANY, INC	0039	No			\$5,587.49	072556
072557	10/22/2015	BUSH PATRON SERVICES	0039	No			\$1.64	072557
072757	10/29/2015	BUTLER/RONALD E.	0041	No			\$202.41	072757
072758	10/29/2015	CAMFEL PRODUCTIONS	0041	No			\$895.00	072758
072759	10/29/2015	CAMPBELL/VALED	0041	No			\$4,800.00	072759
072398	10/15/2015	CANASERAGA CENTRAL SCHOOL	0038	No			\$3,000.00	072398
072760	10/29/2015	CAPITAL REGION BOCES	0041	No			\$11,020.44	072760
072559	10/22/2015	CAR CARE PRODUCTS INC	0039	No			\$512.29	072559
072761	10/29/2015	CAROLINA BIOLOGICAL SUPPLY COMPANY	0041	No			\$1,818.91	072761
072561	10/22/2015	CATTARAUGUS CONTAINER INC.	0039	No			\$971.52	072561
072762	10/29/2015	CAVALUZZI/MOLVIA M.	0041	No			\$121.25	072762
072763	10/29/2015	CDLM & CO	0041	No			\$7,500.00	072763
072399	10/15/2015	CDW GOVERNMENT	0038	No			\$581.93	072399
072764	10/29/2015	CDW GOVERNMENT	0041	No			\$1,699.99	072764

GREATER SOUTHERN TIER BOCES

Outstanding Check Listing
Bank Account: GeneralMT - M&T - General Fund

Check Number	Check Date	Remit To	Warrant	Fund	Recorded	Statement Date	Check Amount	Check Number
072564	10/22/2015	CENTRAL NEW YORK SCHOOL BOARDS ASSOCIATION	0039	No	No		\$75.00	072564
072400	10/15/2015	CENTRAL PENN OIL	0038	No	No		\$1,100.00	072400
072565	10/22/2015	CHAPEL LUMBER LINN S CHAPEL CO. INC	0039	No	No		\$30.99	072565
072765	10/29/2015	CHAPEL LUMBER LINN S CHAPEL CO. INC	0041	No	No		\$345.20	072765
071900	09/17/2015	CHEMUNG CANAL TRUST COMPANY	0028	No	No		\$176.00	071900
072766	10/29/2015	CHEMUNG COUNTY TRANSFER	0041	No	No		\$540.04	072766
072567	10/22/2015	CHEMUNG SPRING WATER CO. INC	0039	No	No		\$29.40	072567
072767	10/29/2015	CHILSON-WILCOX INC	0041	No	No		\$372.00	072767
072405	10/15/2015	CIAFFONEDOMINIQUE F.	0038	No	No		\$137.32	072405
072406	10/15/2015	CIRCLE COMPUTER, INC	0038	No	No		\$141.00	072406
072568	10/22/2015	CIRCLE COMPUTER, INC	0039	No	No		\$131.00	072568
072768	10/29/2015	CIRCLE COMPUTER, INC	0041	No	No		\$132.00	072768
072769	10/29/2015	CIT	0041	No	No		\$6,529.00	072769
072407	10/15/2015	CLIMATE CONTROL TECHNOLOGIES INC	0038	No	No		\$737.25	072407
072571	10/22/2015	COLGATE ORAL PHARMACEUTICALS, INC	0039	No	No		\$242.64	072571
072770	10/29/2015	COMFORT SUITES CICERO-SYRACUSE NORTH	0041	No	No		\$1,335.00	072770
072572	10/22/2015	COMPASS LEARNING INC	0039	No	No		\$60,000.00	072572
072771	10/29/2015	CONNECTICUT VALLEY BIOLOGICAL SUPPLY CO	0041	No	No		\$2,181.89	072771
072772	10/29/2015	COOK BROTHERS TRUCK PARTS	0041	No	No		\$150.45	072772
072409	10/15/2015	COXJULIE A.	0038	No	No		\$59.46	072409
072773	10/29/2015	COYNE TEXTILE SERVICES	0041	No	No		\$30.00	072773
072410	10/15/2015	CRAFTJOHN M.	0038	No	No		\$78.26	072410
072574	10/22/2015	CRAFTJOHN M.	0039	No	No		\$30.00	072574
072774	10/29/2015	CROUSEKARI A.	0041	No	No		\$49.97	072774
072576	10/22/2015	CUSTOM MIX CONCRETE	0039	No	No		\$784.00	072576
072775	10/29/2015	CVKIEUGENE T.	0041	No	No		\$179.40	072775
072262	10/08/2015	D. J. MINERALS INC.	0036	No	No		\$149.21	072262
072577	10/22/2015	DALRYMPLE GRAVEL & CONTRACTING CO. INC.	0039	No	No		\$168.29	072577
072776	10/29/2015	DAY AUTOMATION SYSTEMS, INC.	0041	No	No		\$4,970.86	072776
072777	10/29/2015	DELL MARKETING LP C/O DELL USA LP	0041	No	No		\$7,330.06	072777
072778	10/29/2015	DEMEMBERROBERT	0041	No	No		\$114.83	072778
072779	10/29/2015	DISCOUNT SCHOOL SUPPLY	0041	No	No		\$200.02	072779
072582	10/22/2015	DISCOVERY EDUCATION	0039	No	No		\$2,543.20	072582
072780	10/29/2015	DISCOVERY EDUCATION	0041	No	No		\$2,200.00	072780
072040	09/24/2015	DIVISION OF CORRECTIONAL INDUSTRIES STATE OF NEW YORK CORCRAFT	0032	No	No		\$20.00	072040
072266	10/08/2015	DIVISION OF CORRECTIONAL INDUSTRIES STATE OF NEW YORK CORCRAFT	0036	No	No		\$426.25	072266
072583	10/22/2015	DORMANN LIBRARY	0039	No	No		\$2,445.00	072583
072781	10/29/2015	DRUMMPAMELA M.	0041	No	No		\$113.85	072781
072782	10/29/2015	EASTERN LOCKBOX # 3992	0041	No	No		\$1,913.49	072782

GREATER SOUTHERN TIER BOCES

Outstanding Check Listing

Bank Account: GeneralMT - M&T - General Fund

Check Number	Check Date	Remit To	Warrant	Fund	Recorded	Statement Date	Check Amount	Check Number
072416	10/15/2015	EDUCATIONAL INNOVATIONS	0038	No			\$60.85	072416
072586	10/22/2015	EDUCATIONAL INNOVATIONS	0039	No			\$813.75	072586
072783	10/28/2015	ELLISON/KATHERYN L	0041	No			\$120.50	072783
072417	10/15/2015	ELM CHEVROLET	0038	No			\$74.95	072417
072587	10/22/2015	ELM CHEVROLET	0039	No			\$208.59	072587
072784	10/28/2015	ELM CHEVROLET	0041	No			\$519.75	072784
072785	10/28/2015	ELMIRA CITY SCHOOL DISTRICT ATTN: ROSE ANN WYLIE	0041	No			\$5,383.95	072785
072786	10/28/2015	ELMIRA HEIGHTS CENTRAL SCHOOL DISTRICT DISTRICT OFFICE	0041	No			\$21,435.00	072786
072787	10/29/2015	EMPIRE AUTO PARTS, NJ	0041	No			\$61.00	072787
072788	10/28/2015	ENABLING TECHNOLOGIES COMPANY	0041	No			\$414.36	072788
072789	10/29/2015	ENCHANTED LEARNING, LLC	0041	No			\$375.00	072789
070764	07/10/2015	ERMANOVICS/FREDERICK W.	0004	No			\$255.77	070764
071199	07/30/2015	ERMANOVICS/FREDERICK W.	0014	No			\$30.00	071199
071404	08/13/2015	ERMANOVICS/FREDERICK W.	0017	No			\$88.48	071404
071799	09/10/2015	ERMANOVICS/FREDERICK W.	0025	No			\$30.00	071799
071921	09/17/2015	ERMANOVICS/FREDERICK W.	0028	No			\$67.39	071921
072422	10/15/2015	ERMANOVICS/FREDERICK W.	0038	No			\$92.62	072422
072158	10/01/2015	ESSP	0034	No			\$550.00	072158
072277	10/08/2015	ESSP	0036	No			\$1,200.00	072277
072790	10/28/2015	ESSP	0041	No			\$90.00	072790
072591	10/22/2015	ETHOS, INC.	0039	No			\$478.69	072591
072423	10/15/2015	EVENING TRIBUNE/ATHE	0038	No			\$43.25	072423
072424	10/15/2015	EVENING TRIBUNE/ATHE	0038	No			\$183.90	072424
072592	10/22/2015	EVENING TRIBUNE/ATHE	0039	No			\$317.48	072592
072593	10/22/2015	EVENING TRIBUNE/ATHE	0039	No			\$181.61	072593
072791	10/28/2015	EVENING TRIBUNE/ATHE	0041	No			\$21.88	072791
072595	10/22/2015	FAMILY SERVICE SOCIETY	0039	No			\$99.00	072595
072425	10/15/2015	FERRARIO AUTO TEAM	0038	No			\$65.18	072425
072596	10/22/2015	FERRARIO AUTO TEAM	0039	No			\$798.00	072596
072792	10/29/2015	FINCH/TEENA L	0041	No			\$44.28	072792
072597	10/22/2015	FISHER SCIENTIFIC ACCT: 058681-001	0039	No			\$263.31	072597
072793	10/28/2015	FISHER SCIENTIFIC ACCT: 058681-001	0041	No			\$752.22	072793
072598	10/22/2015	FOLLETT SCHOOL SOLUTIONS, INC	0039	No			\$1,950.42	072598
072784	10/29/2015	FOLLETT SCHOOL SOLUTIONS, INC	0041	No			\$4,053.91	072784
072599	10/22/2015	FOLLETT SCHOOL SOLUTIONS, INC	0039	No			\$288.20	072599
072600	10/22/2015	FORESTRY SUPPLIERS, INC	0039	No			\$788.48	072600
072427	10/15/2015	FOX AUTO GROUP INC	0038	No			\$199.79	072427
072428	10/15/2015	FRANKLIN/MARSHALL E.	0038	No			\$2,348.00	072428
072785	10/29/2015	FREY SCIENTIFIC	0041	No			\$175.10	072785
072796	10/29/2015	FUN AND FUNCTION	0041	No			\$44.85	072796
072429	10/15/2015	FUSCO/EUGENIA M.	0038	No			\$7.99	072429
072601	10/22/2015	GALLAGHER/VIRGINIA A. GALLS, LLC	0039	No			\$413.70	072601

GREATER SOUTHERN TIER BOCES

Outstanding Check Listing

Bank Account: GeneralMT - M&T - General Fund

Check Number	Check Date	Remit To	Warrant Fund	Recorded	Statement Date	Check Amount	Check Number
072602	10/22/2015	GALUSHADAWN M.	0039	No		\$113.28	072602
072430	10/15/2015	GANNETT CENTRAL NY NEWSPAPERS	0038	No		\$6,019.71	072430
072431	10/15/2015	GANNETT CENTRAL NY NEWSPAPERS	0038	No		\$13.28	072431
072432	10/15/2015	GANNETT CENTRAL NY NEWSPAPERS	0038	No		\$96.04	072432
072433	10/15/2015	GANNETT CENTRAL NY NEWSPAPERS	0038	No		\$713.58	072433
072603	10/22/2015	GANNETT CENTRAL NY NEWSPAPERS	0039	No		\$738.75	072603
072604	10/22/2015	GANNETT CENTRAL NY NEWSPAPERS	0039	No		\$811.23	072604
072434	10/15/2015	GAYLORDIGALE A.	0038	No		\$76.71	072434
072797	10/29/2015	GE CAPITAL	0041	No		\$739.00	072797
072798	10/29/2015	GE CAPITAL	0041	No		\$495.00	072798
072799	10/29/2015	GENESEE COUNTRY MUSEUM PO BOX 310	0041	No		\$287.00	072799
072800	10/29/2015	GIRARDIMARY ANN	0041	No		\$27.14	072800
072606	10/22/2015	GLOBAL EQUIPMENT COMPANY, INC	0039	No		\$750.00	072606
072801	10/29/2015	GOLDWELL NEW YORK	0041	No		\$255.09	072801
072802	10/29/2015	GOOD EARTH	0041	No		\$183.00	072802
072607	10/22/2015	GOODHEART WILLCOX PUBLISHER	0039	No		\$655.55	072607
072803	10/29/2015	GREATAMERICA FINANCIAL SVCS	0041	No		\$15,864.22	072803
072437	10/15/2015	GUMMERS CUSTOM GLASS	0038	No		\$80.00	072437
072438	10/15/2015	GUSHKERRY M.	0038	No		\$12.65	072438
072804	10/28/2015	GUTHRIE MEDICAL GROUP	0041	No		\$35.00	072804
072439	10/15/2015	GWINSALLY J.	0038	No		\$63.65	072439
072291	10/08/2015	HALEYJERRY	0036	No		\$71.76	072291
072440	10/15/2015	HALEYLINDA I.	0038	No		\$365.47	072440
072805	10/29/2015	HAMPTON INN & SUITES ALBANY	0041	No		\$259.50	072805
072441	10/15/2015	HARRIS SCHOOL SOLUTIONS	0038	No		\$1,566.47	072441
072806	10/29/2015	HARRIS SCHOOL SOLUTIONS	0041	No		\$8,247.81	072806
072610	10/22/2015	HARTERKERRY L.	0039	No		\$18.67	072610
072442	10/15/2015	HENRY SCHEIN INC	0038	No		\$716.74	072442
072807	10/29/2015	HEP SALES - NORTH MAIN LUMBER	0041	No		\$468.20	072807
072443	10/15/2015	HERITAGE CRYSTAL CLEAN, LLC	0038	No		\$175.00	072443
072611	10/22/2015	HEWLETT-PACKARD COMPANY	0039	No		\$49.65	072611
072612	10/22/2015	HILL & MARKES INC	0039	No		\$229.72	072612
072808	10/29/2015	HILL & MARKES INC	0041	No		\$165.42	072808
070780	07/10/2015	HILTONSARAH S.	0004	No		\$267.34	070780
072613	10/22/2015	HILTONSARAH S.	0039	No		\$143.00	072613
072614	10/22/2015	HORNELL AREA TRANSIT	0039	No		\$288.00	072614
072809	10/29/2015	HORSEHEADS CENTRAL SCHOOL DISTRICT	0041	No		\$6,430.00	072809
072446	10/15/2015	ATTN: LINDA S. KLJEVONET, TREASURER	0038	No		\$81.99	072446
072810	10/29/2015	HORSEHEADS DO IT BEST RENTAL CENTER	0041	No		\$35.36	072810
072615	10/22/2015	HORSEHEADS DO IT CENTER	0039	No		\$3,302.99	072615
072175	10/01/2015	HOUGHTON MIFFLIN HARCOURT PUBLISHING CO.	0034	No		\$70.00	072175
072811	10/29/2015	HRATT	0041	No		\$148.07	072811
		I D BOOTH INC					

GREATER SOUTHERN TIER BOCES

Outstanding Check Listing
Bank Account: GeneralMT - M&T - General Fund

Check Number	Check Date	Remit To	Warrant Fund	Recorded	Statement Date	Check Amount	Check Number
072448	10/15/2015	I. D. BOOTH, INC.	0038	No		\$1,278.80	072448
072289	10/08/2015	IAT INTERACTIVE LLC	0036	No		\$7,583.14	072289
072812	10/28/2015	IEH AUTO PARTS LLC	0041	No		\$164.92	072812
072449	10/15/2015	INDUSTRIAL & DOMESTIC ELEC MOTORS, INC.	0038	No		\$120.00	072449
072300	10/08/2015	INK TECHNOLOGIES.COM	0036	No		\$545.00	072300
072618	10/22/2015	INK TECHNOLOGIES.COM	0039	No		\$395.00	072618
072813	10/29/2015	INK TECHNOLOGIES.COM	0041	No		\$530.00	072813
072620	10/22/2015	IXL LEARNING	0039	No		\$960.00	072620
072814	10/29/2015	JOHN'S EQUIPMENT RENTAL	0041	No		\$504.00	072814
072621	10/22/2015	JOHNSON-BRUCHEKRISTINE A.	0039	No		\$35.36	072621
072815	10/29/2015	KABELDAVID H.	0041	No		\$55.20	072815
071311	08/06/2015	KAPLAN FAMILY LIBRARY & LEARNING CENTER	0016	No		\$45.34	071311
072816	10/29/2015	KELLEY BROS. LLC	0041	No		\$245.36	072816
072622	10/22/2015	KELVIN L.P.	0039	No		\$307.45	072622
072451	10/15/2015	KENDALLSTEPHANIE J.	0038	No		\$60.00	072451
072623	10/22/2015	KISTLER	0039	No		\$122.47	072623
072452	10/15/2015	KLOSMICHAEL E.	0038	No		\$57.50	072452
072817	10/28/2015	KLOSMICHAEL E.	0041	No		\$30.00	072817
072624	10/22/2015	KLUGISTACY E.	0039	No		\$17.94	072624
072625	10/22/2015	KONOPSKITANYA M.	0039	No		\$147.20	072625
072626	10/22/2015	KRESSLYKATHLEEN S.	0039	No		\$44.28	072626
072627	10/22/2015	LAKESHORE LEARNING MATERIALS	0039	No		\$136.72	072627
072818	10/29/2015	LAMONSKINATHAN J.	0041	No		\$30.00	072818
072628	10/22/2015	LASER PROS INTERNATIONAL	0039	No		\$83.98	072628
072819	10/29/2015	LAW ENFORCEMENT RESOURCE CENTER	0041	No		\$662.50	072819
072629	10/22/2015	LAZAROUNJENNIFER L.	0039	No		\$34.73	072629
072630	10/22/2015	LD PRODUCTS INC.	0039	No		\$851.49	072630
072182	10/01/2015	LEAF, INC.	0034	No		\$11,778.00	072182
072453	10/15/2015	LEWIS GARAGE DOORS	0038	No		\$260.00	072453
072631	10/22/2015	LINCOLN ELECTRIC COMPANYVTHE	0039	No		\$500.00	072631
072632	10/22/2015	LINCOLN LIBRARY PRESS, INC	0039	No		\$501.00	072632
072312	10/08/2015	LINDSEY LAWN & GARDEN, INC	0036	No		\$33.40	072312
072455	10/15/2015	LINDSEY LAWN & GARDEN, INC	0038	No		\$202.57	072455
072633	10/22/2015	LINEAGE	0039	No		\$1,965.00	072633
072820	10/28/2015	LOEWVFREDRIKA	0041	No		\$200.00	072820
072821	10/29/2015	LOGISOFT COMPUTER PRODUCTS	0041	No		\$1,019.55	072821
072457	10/15/2015	LOVETTENORMAN M.	0038	No		\$155.98	072457
072635	10/22/2015	LUCIAICONNIE E.	0039	No		\$37.95	072635
072822	10/29/2015	MADISON-ONEIDA BOCES ATTN HEATHER MAHONEY	0041	No		\$66,600.00	072822
072636	10/22/2015	MAILLOUXJODY	0039	No		\$250.48	072636
072823	10/29/2015	MANNINGSTEVEN M.	0041	No		\$24.79	072823

GREATER SOUTHERN TIER BOCES

Outstanding Check Listing

Bank Account: GeneralMT - M&T - General Fund

Check Number	Check Date	Remit To	Warrant	Fund	Recorded	Statement Date	Check Amount	Check Number
072638	10/22/2015	MARKERTEK VIDEO SUPPLY	0039	No			\$282.52	072638
072459	10/15/2015	MASCHERINOLISA M.	0038	No			\$87.54	072459
072824	10/29/2015	MASCHERINOLISA M.	0041	No			\$87.35	072824
072639	10/22/2015	MASLERLISA M.	0039	No			\$102.12	072639
072460	10/15/2015	MAYODARNELL	0038	No			\$189.76	072460
072640	10/22/2015	MCDONALD CONTRACTING	0039	No			\$560.00	072640
072461	10/15/2015	MCDONOUGHKATIE J.	0038	No			\$28.65	072461
072462	10/15/2015	MCGINNISMEGAN M.	0038	No			\$54.34	072462
072825	10/28/2015	MCI MCI COMM SERVICE	0041	No			\$31.35	072825
072463	10/15/2015	MCLAUGHLINLINDA K.	0038	No			\$66.13	072463
072642	10/22/2015	MCMLLENNJENNIFER P.	0039	No			\$89.76	072642
072643	10/22/2015	MEACHAMCARLY V.	0039	No			\$54.20	072643
072464	10/15/2015	MENDOLERAMELISSA A.	0038	No			\$82.34	072464
072826	10/29/2015	MEP, INC SCHOENHOF/DISTRIBOOKS	0041	No			\$752.00	072826
072644	10/22/2015	MERCURY NETWORKS	0039	No			\$5,727.46	072644
072645	10/22/2015	MERRY-GO-ROUND PLAYHOUSE, INC.	0039	No			\$750.00	072645
072485	10/15/2015	MICROBAC LABORATORIES, INC ATTN: LOCATOR PP	0038	No			\$195.25	072485
072827	10/29/2015	MICROBAC LABORATORIES, INC ATTN: LOCATOR PP	0041	No			\$420.00	072827
072466	10/15/2015	MILLS-BAILEYMICHELLE D.	0038	No			\$39.85	072466
072828	10/29/2015	MITCHELLJULIE L.	0041	No			\$54.63	072828
072646	10/22/2015	MONARCH WATCH ATTN: CUSTOMER SERVICE	0039	No			\$196.00	072646
072467	10/15/2015	MONELLADAM T.	0038	No			\$30.13	072467
072468	10/15/2015	MONROE TRACTOR & IMPLEMENT CO, INC	0038	No			\$23,233.34	072468
072647	10/22/2015	MONROE TRACTOR & IMPLEMENT CO, INC	0039	No			\$80.48	072647
072829	10/29/2015	MONROE TRACTOR & IMPLEMENT CO, INC	0041	No			\$615.82	072829
072469	10/15/2015	MOORE MEDICAL LLC	0038	No			\$37.20	072469
072530	10/29/2015	MORELANDDAVID	0041	No			\$840.00	072530
072470	10/15/2015	MOYERGREGG A.	0038	No			\$30.00	072470
072648	10/22/2015	MOYERGREGG A.	0039	No			\$24.04	072648
072649	10/22/2015	MSC INDUSTRIAL SUPPLY CO	0039	No			\$102.00	072649
072831	10/29/2015	MURPHYLAURIE C.	0041	No			\$588.50	072831
072650	10/22/2015	MUTUAL LIBRARY BINDERY INC.	0039	No			\$405.00	072650
072652	10/22/2015	NASCO	0039	No			\$1,417.65	072652
072832	10/29/2015	NASCO	0041	No			\$1,460.20	072832
072653	10/22/2015	NCS PEARSON INC	0039	No			\$549.15	072653
072833	10/29/2015	NCS PEARSON INC	0041	No			\$895.45	072833
072654	10/22/2015	NCS PEARSON, INC	0039	No			\$6,550.00	072654
072325	10/08/2015	NEW YORK NEWS PUBLISHERS ASSOC, INC	0036	No			\$300.00	072325
072328	10/08/2015	NEW YORK STATE HOSA C/O SUSAN DENNIE	0036	No			\$35.00	072328
072655	10/22/2015	NOCTI	0039	No			\$12.00	072655
072834	10/29/2015	NOCTI	0041	No			\$12.00	072834

GREATER SOUTHERN TIER BOCES

Outstanding Check Listing
Bank Account: GeneralMT - M&T - General Fund

Check Number	Check Date	Remit To	Warrant	Fund	Recorded	Statement Date	Check Amount	Check Number
072835	10/29/2015	NORTHEAST UNIFORM SERVICES INC	0041	No			\$99.52	072835
072858	10/22/2015	NYS AHPERD, INC	0039	No			\$180.00	072858
072836	10/29/2015	NYSATA NYSATA CONFERENCE REGISTRAR	0041	No			\$415.00	072836
072331	10/08/2015	NYSACATE	0036	No			\$325.00	072331
072472	10/15/2015	NYSACATE	0038	No			\$850.00	072472
072837	10/29/2015	NYSEG	0041	No			\$18.33	072837
072474	10/15/2015	NYTECH SUPPLY COMPANY	0038	No			\$609.77	072474
072662	10/22/2015	O'BRIEN/JOLENE M.	0039	No			\$85.68	072662
072664	10/22/2015	OFFICE EQUIPMENT SOURCE INC	0039	No			\$74.07	072664
071966	09/17/2015	O'MALLEY/PAUL J.	0028	No			\$153.98	071966
072663	10/22/2015	O'MALLEY/PAUL J.	0039	No			\$122.94	072663
072838	10/29/2015	O'MALLEY/PAUL J.	0041	No			\$187.45	072838
072839	10/29/2015	ORIENTAL TRADING COMPANY INC	0041	No			\$94.06	072839
072665	10/22/2015	OSCWORLD	0039	No			\$2,555.04	072665
072476	10/15/2015	OSLAGER/YLEEN R.	0038	No			\$59.40	072476
072478	10/15/2015	P3 SYSTEMS, INC.	0038	No			\$17,812.50	072478
072480	10/15/2015	PARFIANOWICZ/MARTYNA A.	0038	No			\$50.60	072480
072666	10/22/2015	PASTRICKS SCREENPRINTING & AWARDS	0039	No			\$135.00	072666
072840	10/29/2015	PC UNIVERSITY	0041	No			\$3,555.94	072840
072482	10/15/2015	PERRAUT/KRISTY L.	0038	No			\$74.12	072482
072667	10/22/2015	PERRAUT/KRISTY L.	0039	No			\$30.00	072667
072841	10/29/2015	PJ GRAVES AND DAUGHTER	0041	No			\$2,936.03	072841
072187	10/01/2015	PLANET HEADSET	0034	No			\$365.00	072187
072483	10/15/2015	PRACTICON	0038	No			\$105.68	072483
072668	10/22/2015	PRAGLE/SARAH M.	0039	No			\$153.19	072668
072484	10/15/2015	PRAXAIR DISTRIBUTION, INC.	0038	No			\$226.15	072484
072669	10/22/2015	PRAXAIR DISTRIBUTION, INC.	0039	No			\$580.58	072669
072842	10/29/2015	PRINT SOLUTIONS	0041	No			\$2,042.80	072842
072670	10/22/2015	PRO-ED	0039	No			\$266.20	072670
072843	10/29/2015	PRO-ED	0041	No			\$46.15	072843
072485	10/15/2015	PROGRESSIVE BUSINESS PUBLICATIONS	0038	No			\$230.00	072485
072844	10/29/2015	PURCHASE POWER	0041	No			\$15,149.72	072844
072487	10/15/2015	QUILL CORPORATION	0038	No			\$51.06	072487
072845	10/29/2015	QUILL CORPORATION	0041	No			\$22.08	072845
072671	10/22/2015	RBTL ATTN: GROUP SALES	0039	No			\$607.50	072671
072488	10/15/2015	REPAIR SHOP/THE	0038	No			\$20.61	072488
072846	10/29/2015	RILEY/SHEENA A.	0041	No			\$96.75	072846
072847	10/29/2015	ROBOMATTER, INC. ATTN: ROBIN SHOOP	0041	No			\$999.00	072847
072673	10/22/2015	ROSEN PUBLISHING	0039	No			\$395.00	072673
072490	10/15/2015	RUMSEY/MYRON E.	0038	No			\$30.00	072490
072491	10/15/2015	SABOL/MARY S.	0038	No			\$10.32	072491
072848	10/29/2015	SAFARI MONTAGE	0041	No			\$13,236.40	072848
072344	10/08/2015	SALLY BEAUTY COMPANY # 2784	0036	No			\$56.94	072344

GREATER SOUTHERN TIER BOCES

Outstanding Check Listing

Bank Account: GeneralMT - M&T - General Fund

Check Number	Check Date	Remit To	Warrant	Fund	Recorded	Statement Date	Check Amount	Check Number
072674	10/22/2015	SCANTRON CORPORATION	0039	No	No		\$346.88	072674
072675	10/22/2015	SCHOOL HEALTH CORPORATION	0039	No	No		\$1,001.97	072675
072676	10/22/2015	SCHOOL NURSE SUPPLY, INC	0039	No	No		\$54.65	072676
072492	10/15/2015	SCHOOL SPECIALTY	0038	No	No	V	\$808.67	072492
072677	10/22/2015	SCHOOL SPECIALTY	0039	No	No		\$225.96	072677
072849	10/29/2015	SCHOOL SPECIALTY	0041	No	No		\$617.28	072849
072493	10/15/2015	SCHULTZKAITLYN R.	0038	No	No		\$55.78	072493
072850	10/29/2015	SCIENCE & DISCOVERY CENTER/THE LISA GIBSON, BUSINESS MANAGER	0041	No	No		\$456.00	072850
072678	10/22/2015	SCIENTIFIC LEARNING	0039	No	No		\$5,600.00	072678
072851	10/29/2015	SCOLAFOVANDREW J.	0041	No	No		\$28.75	072851
072852	10/29/2015	SCOTT JR/KEVIN E.	0041	No	No		\$58.08	072852
072679	10/22/2015	SEMPCO INCORPORATED PO BOX 3262	0039	No	No		\$1,158.73	072679
072495	10/15/2015	SHI INTERNATIONAL CORP.	0038	No	No		\$420.83	072495
072496	10/15/2015	SHILLTRACEY L.	0038	No	No		\$11.83	072496
072498	10/15/2015	SIMMONS ROCKWELL ATTN: LAURIE	0038	No	No		\$131.42	072498
072853	10/29/2015	SIMMONS ROCKWELL ATTN: LAURIE	0041	No	No		\$30.50	072853
072499	10/15/2015	SIMON/JOHN	0038	No	No		\$1,750.00	072499
072680	10/22/2015	SMITH/CYNTHIA L.	0039	No	No		\$35.42	072680
072681	10/22/2015	SMITH/SUZANNE C.	0039	No	No		\$76.58	072681
071984	09/17/2015	SONDRA'S CITY ZOO	0028	No	No		\$2.10	071984
072682	10/22/2015	SONDRA'S CITY ZOO	0039	No	No		\$40.97	072682
072854	10/28/2015	SONNY'S SERVICE	0041	No	No		\$333.76	072854
072855	10/29/2015	SOUTHERN TIER SENTRY HARDWARE	0041	No	No		\$69.29	072855
072683	10/22/2015	SOUTHWEST BINDING & LAMINATING	0039	No	No		\$185.60	072683
072856	10/29/2015	SOUTHWEST BINDING & LAMINATING	0041	No	No		\$382.40	072856
072500	10/15/2015	STAPLES CONTRACT & COMMERCIAL	0038	No	No		\$8,472.62	072500
072684	10/22/2015	STAPLES CONTRACT & COMMERCIAL	0039	No	No		\$3,619.66	072684
072685	10/22/2015	STAPLES CONTRACT & COMMERCIAL	0039	No	No		\$71.99	072685
072857	10/29/2015	STAPLES CONTRACT & COMMERCIAL	0041	No	No		\$1,292.29	072857
072501	10/15/2015	STAR GAZETTE #1007	0038	No	No		\$15.00	072501
072502	10/15/2015	STATE LINE SUPPLY COMPANY	0038	No	No		\$641.30	072502
072503	10/15/2015	STEFANIM/CHARLES C.	0038	No	No		\$29.99	072503
072504	10/15/2015	STEPHENS AUTO INC	0038	No	No		\$1,556.37	072504
072505	10/15/2015	STEWARTS SERVICE	0038	No	No		\$489.70	072505
072858	10/29/2015	STEWARTS SERVICE	0041	No	No		\$92.50	072858
072859	10/29/2015	STEWARTS SERVICE, LLC	0041	No	No		\$41.58	072859
072860	10/29/2015	STRATTON/WANCY E.	0041	No	No		\$105.70	072860
072861	10/29/2015	SUMMIT PROFESSIONAL EDUCATION	0041	No	No		\$199.00	072861
072862	10/29/2015	SUPER DUPEP PUBLICATIONS	0041	No	No		\$87.85	072862
072506	10/15/2015	SUROSKY/ABIGAIL M.	0038	No	No		\$93.38	072506
072863	10/28/2015	SWARTHOUT RECYCLING LLC	0041	No	No		\$380.00	072863
072507	10/15/2015	SWIMLEY/SHANE M.	0038	No	No		\$145.91	072507

GREATER SOUTHERN TIER BOCES

Outstanding Check Listing

Bank Account: GeneralMT - M&T - General Fund

Check Number	Check Date	Remit To	Warrant	Fund	Recorded	Statement Date	Check Amount	Check Number
072686	10/22/2015	SYNERGY GLOBAL SOLUTIONS, INC ATTN: ACCOUNTS RECEIVABLE DEPT	0039	No	No		\$26,334.00	072686
072864	10/29/2015	SYSTEMS MANAGEMENT PLANNING INC	0041	No	No		\$696.83	072864
072509	10/15/2015	THE COURIER	0038	No	No		\$270.00	072509
072688	10/22/2015	THE COURIER	0039	No	No		\$115.00	072688
072865	10/29/2015	THERAPRO INC	0041	No	No		\$937.75	072865
072689	10/22/2015	THOMSON REUTERS-WEST PUBLISHING CORP THOMSON REUTERS - WEST	0039	No	No		\$500.00	072689
072866	10/29/2015	TIGER DIRECT INC.	0041	No	No		\$528.92	072866
072690	10/22/2015	TIME WARNER CABLE	0039	No	No		\$29.89	072690
072867	10/29/2015	TIME WARNER CABLE	0041	No	No		\$13,176.76	072867
072357	10/08/2015	TIMOTHY R. MCGILL LAW OFFICES	0038	No	No		\$16,897.15	072357
072511	10/15/2015	TOBYALONZO C.	0038	No	No		\$90.91	072511
072868	10/29/2015	TOSHIBA AMERICA BUSINESS SOLUTIONS	0041	No	No		\$671.80	072868
072512	10/15/2015	TOSHIBA BUSINESS SOLUTIONS, USA	0038	No	No		\$2,417.72	072512
072869	10/29/2015	TOSHIBA BUSINESS SOLUTIONS, USA	0041	No	No		\$76.28	072869
072514	10/15/2015	TRANE U.S. INC.	0038	No	No		\$419.00	072514
072870	10/29/2015	TRANE U.S. INC.	0041	No	No		\$823.00	072870
071749	09/03/2015	TREMBLAY/GAIL R.	0023	No	No		\$29.89	071749
072515	10/15/2015	TREMBLAY/GAIL R.	0038	No	No		\$30.00	072515
072871	10/29/2015	TROPICAL FISH OUTLET	0041	No	No		\$46.08	072871
072872	10/29/2015	TWIN TIER IMAGING SYSTEMS	0041	No	No		\$977.87	072872
072695	10/22/2015	TWIN TIER PAINT & WALLCOVERINGS	0039	No	No		\$32.29	072695
072873	10/29/2015	U.S. BANK EQUIPMENT FINANCE	0041	No	No		\$175.00	072873
072874	10/29/2015	U.S. BANK EQUIPMENT FINANCE	0041	No	No		\$1,510.00	072874
072517	10/15/2015	ULINE	0038	No	No		\$454.57	072517
072697	10/22/2015	ULINE	0039	No	No		\$590.11	072697
072875	10/29/2015	ULINE	0041	No	No		\$1,378.48	072875
072876	10/29/2015	UNITED PARCEL SERVICE	0041	No	No		\$30.97	072876
072877	10/29/2015	UNITED STATES PLASTIC CORPORATION	0041	No	No		\$209.25	072877
072878	10/29/2015	UNITED STATES POSTAL SERVICE ACCOUNTS RECEIVABLE - AIS VIEWER UPSTATE GRAPHIC REPAIRS, INC.	0041	No	No		\$96.00	072878
072700	10/22/2015	VANGISCOTT E.	0039	No	No		\$305.30	072700
071579	08/20/2015	VANGISCOTT E.	0020	No	No		\$82.80	071579
072006	08/17/2015	VANGISCOTT E.	0028	No	No		\$78.78	072006
072519	10/15/2015	VANGISCOTT E.	0038	No	No		\$136.85	072519
072880	10/29/2015	VERIZON	0041	No	No		\$151.07	072880
072881	10/29/2015	VERIZON	0041	No	No		\$24.32	072881
072882	10/29/2015	VERIZON	0041	No	No		\$24.32	072882
072883	10/29/2015	VERIZON	0041	No	No		\$128.26	072883
072884	10/29/2015	VERIZON	0041	No	No		\$171.70	072884
072885	10/29/2015	VERIZON	0041	No	No		\$161.32	072885
072886	10/29/2015	VERIZON	0041	No	No		\$86.08	072886
072713	10/22/2015	VERNIER SOFTWARE & TECHNOLOGY	0039	No	No		\$669.39	072713

GREATER SOUTHERN TIER BOCES

Outstanding Check Listing
Bank Account: GeneralMT - M&T - General Fund

Check Number	Check Date	Remit To	Warrant	Fund	Recorded	Statement Date	Check Amount	Check Number
072526	10/15/2015	VETUKEVICMICHAEL S.	0038	No			\$60.43	072526
072887	10/29/2015	WAKELEYWHEATHER D.	0041	No			\$55.78	072887
072372	10/08/2015	WAL-MART SUPERCENTER STORE #1976	0036	No		V	\$18.94	072372
072716	10/22/2015	WARDPATRICIA L	0039	No			\$18.06	072716
072888	10/29/2015	WARD'S SCIENCE	0041	No			\$834.08	072888
072374	10/08/2015	WEEKITHE	0036	No			\$396.72	072374
072889	10/29/2015	WEGMANS FOODS MARKETS INC	0041	No			\$772.46	072889
071856	08/10/2015	WHEELERJEREMY B.	0025	No			\$2.30	071856
071857	08/10/2015	WHITEKELLY L.	0025	No			\$741.82	071857
072718	10/22/2015	WILLIAMS HONDA	0039	No			\$23.96	072718
072719	10/22/2015	WILLIAMS LUBRICANTS, INC	0039	No			\$1,109.09	072719
072527	10/15/2015	XEROX CORPORATION	0038	No			\$437.38	072527
072528	10/15/2015	XEROX CORPORATION	0038	Yes			\$12,346.28	072528
072720	10/22/2015	XEROX CORPORATION	0039	No			\$489.56	072720
072721	10/22/2015	XEROX CORPORATION	0039	No			\$1,817.78	072721
072722	10/22/2015	XEROX CORPORATION	0039	No			\$11,682.77	072722
072890	10/29/2015	XEROX CORPORATION	0041	No			\$3,649.75	072890
072891	10/29/2015	XEROX CORPORATION	0041	No			\$1,928.94	072891
072892	10/29/2015	XPEDX	0041	No			\$2,000.00	072892
072225	10/01/2015	YARROWALETA	0041	No			\$13.80	072225
072529	10/15/2015	YOUNG-PIERCE GAYNOR L	0034	No			\$598.00	072529
072724	10/22/2015	YOUNGS TIRES	0038	No			\$449.00	072724
						Grand Total	\$1,152,320.08	
						Net	\$1,152,320.08	

Selection Criteria

Bank Account: GeneralMT
Check date is thru 10/31/2015
Checks Cleared/Voided Thru: 10/31/2015
Sort by: Remit To
Printed by JENNIFER L. MORRIS

**JP Morgan Chase
 GST Federal Fund - Account
 Treasurer's Monthly Report
 for the period
 From October 1, 2015 to October 31, 2015**

Total available balance as reported at the end of preceding period \$ 194,142.76

RECEIPTS DURING MONTH

(With breakdown of source including full amount of all short term loans)

Date	Source	Amount
	Deposits and Credits plus Interest	\$ 674,294.14
	Void Check	\$ 54.89

Total Receipts \$ 674,349.03

Total Receipts, including balance \$ 868,491.79

DISBURSEMENTS MADE DURING MONTH By Check

By Check

From Check No. 26312 to Check No. 26479	\$ 229,355.20
Fedwire(s) Payroll	\$ 495,902.35

(Total amount of checks issued & debit charges) \$ 725,257.55

Cash Balance as shown by records \$ 143,234.24

RECONCILIATION WITH BANK STATEMENT

Balance as given on bank statement, end of month	\$ 228,868.45
Outstanding checks	\$ (103,324.21)
Transfer in transit	\$ 17,670.00
NSF- L. Jackson	\$ 20.00

Total available balance \$ 143,234.24

(Must agree with Cash Balance above if there is a true reconciliation)

Received by the Board of Education and entered as a part of the
 Minutes of the Board meeting held December 1, 2015.

This is to certify that the above Cash
 Balance is in agreement with my bank
 statement, as reconciled.

Doretta Hughson
 CLERK OF BOARD OF EDUCATION

Janice Conley
 TREASURER OF SCHOOL DISTRICT

GREATER SOUTHERN TIER BOCES

Budget Status Report As Of: 10/31/2015
Fiscal Year: 2016

Fund: F SPECIAL AID FUND

Budget Account	Description	Initial Budget	Adjustments	Current Budget	Year-to-Date Expenditures	Encumbrances Outstanding	Unencumbered Balance	Available Balance
804.604	WIA TITLE II INCARCERATED	0.00	0.00	0.00	29,867.13	53,300.18	-83,167.31	-83,167.31
805.505	ADULT EDUCATION	2,715,993.00	0.00	2,715,993.00	624,630.23	618,455.31	1,472,907.46	1,472,907.46
807.607	SUMMER EXPERIENCE CAMPS	179,000.00	0.00	179,000.00	160,541.27	13,271.35	5,187.38	5,187.38
810.610	FOOD STAMP EMPLOY & TRNG-CHEMUNG	30,000.00	0.00	30,000.00	829.42	1,658.41	27,512.17	27,512.17
811.511	WIA YOUTH	402.88	9,020.00	9,422.88	7,273.55	0.00	2,149.33	2,149.33
811.611	WIA YOUTH	0.00	0.00	0.00	-9.19	0.00	9.19	9.19
814.614	TABE TESTING - CHEMUNG	24,000.00	0.00	24,000.00	15,297.73	30,552.47	-21,850.20	-21,850.20
821.521	TABE TESTING - STEUBEN	10,000.00	0.00	10,000.00	2,808.42	1,805.20	5,386.38	5,386.38
822.622	LITERACY ZONE	0.00	0.00	0.00	37,459.43	36,901.46	-74,360.89	-74,360.89
823.623	STATEWIDE SCHOOL FINANCE CONSORTIUM	0.00	0.00	0.00	11,500.00	0.00	-11,500.00	-11,500.00
826.626	EXTENDED SCHOOL YEAR W/ WFL BOCES	0.00	0.00	0.00	10,852.00	0.00	-10,852.00	-10,852.00
830.630	SCHOOL LIBRARY SYSTEM	143,218.00	50,452.00	193,670.00	63,531.26	100,217.76	29,920.98	29,920.98
831.631	RSE-TASC PART II	0.00	0.00	0.00	115,623.08	241,364.59	-356,987.67	-356,987.67
832.632	RSE-TASC PART I	0.00	0.00	0.00	127,285.05	854,813.82	-982,098.87	-982,098.87
834.234	FOOD STAMP EMPLOY & TRNG	335,447.95	0.00	335,447.95	18,468.14	20,207.47	296,772.34	296,772.34
835.635	ADULT BASIC EDUCATION	0.00	0.00	0.00	26,126.91	22,784.84	-48,911.75	-48,911.75
837.610	SUMMER SCHOOL MULTI OPT 1:1 AIDES	302,842.00	0.00	302,842.00	131,050.67	20,312.53	151,478.80	151,478.80
837.637	SUMMER SCHOOL MULTI OPT	1,342,122.00	0.00	1,342,122.00	1,037,461.23	3,554.11	301,106.66	301,106.66
847.647	STAC	500,000.00	0.00	500,000.00	102,113.02	170,863.38	227,023.60	227,023.60
848.648	EA - EQUIVALENT ATTENDANCE	45,000.00	0.00	45,000.00	15,496.09	115.00	29,448.91	29,448.91
849.649	EPE (EMPLOY PREP EDUCATION)	492,522.00	0.00	492,522.00	137,720.97	212,004.39	142,796.64	142,796.64
850.650	TEACHER CENTER	0.00	0.00	0.00	42,961.96	64,119.49	-107,081.45	-107,081.45
852.652	PERKINS IV/CTEIA	0.00	0.00	0.00	50,788.93	97,638.38	-148,427.31	-148,427.31
853.653	IDEA PART B DISC MEDICAID REIMB 2	95,354.00	0.00	95,354.00	26,815.73	53,276.16	15,262.11	15,262.11
855.655	OMH OFFICE OF MENTAL HEALTH	38,435.00	0.00	38,435.00	6,866.91	0.00	31,568.09	31,568.09
859.659	LOCAL GOVT RECORDS MANAGEMENT	0.00	0.00	0.00	4,955.36	20,534.63	-25,489.99	-25,489.99
871.671	CATEGORICAL AID FOR AUTOMATION	0.00	0.00	0.00	6,047.70	6,076.30	-12,124.00	-12,124.00
877.577	NEG & DEL-ELMIRA & BATH	2,043.19	0.00	2,043.19	5,228.48	0.00	-3,185.29	-3,185.29
877.677	NEG & DEL-ELMIRA & BATH	0.00	0.00	0.00	4,208.86	18,881.24	-23,090.10	-23,090.10
879.679	SNAP - SAFETY NET ASSISTANCE PROJEC	62,500.00	0.00	62,500.00	17,506.04	35,019.69	9,974.27	9,974.27
881.681	SUMMER OF INNOVATION FUNDING	4,500.00	0.00	4,500.00	3,549.94	0.00	950.06	950.06
882.610	ESY 1:1 AIDES W/ GV BOCES	1,661.22	0.00	1,661.22	830.61	831.39	-0.78	-0.78
882.682	EXTENDED SCHOOL YEAR W/ GV BOCES	2,222.77	0.00	2,222.77	1,111.39	1,111.61	-0.23	-0.23
882.592	RTTT RIC DATA CENTERS PROGRAM	52,147.20	0.00	52,147.20	52,147.20	0.00	0.00	0.00
951.000	COMP HW SCT	0.00	0.00	0.00	1,514.76	0.00	-1,514.76	-1,514.76
Total SPECIAL AID FUND		6,379,411.21	59,472.00	6,438,883.21	2,900,500.28	2,689,671.16	836,711.77	836,141.97

GREATER SOUTHERN TIER BOCES

Budget Status Report As Of: 10/31/2015
Fiscal Year: 2016

Fund: F SPECIAL AID FUND

Selection Criteria

Criteria Name: Last Run

Fund: F

Budget type: Current Year

As Of Date: 10/31/2015

Suppress budgetcodes with no activity

Print Summary Only

Show Available Balance, not service

Sort by: Fund/Service

Printed by Janice Conley

GREATER SOUTHERN TIER BOCES

Revenue Status Report As Of: 10/31/2015

Fiscal Year: 2016

Fund: F SPECIAL AID FUND

Revenue Account	Service	Description	Original Estimate	Adjustments	Current Estimate	Year-to-Date	Anticipated Balance	Excess Revenue
805.505 ADULT EDUCATION								
2701-000	Refund of Prior Years' Expense		0.00	0.00	0.00	1,683.18	0.00	1,683.18
4790-000	Job Training Partnership Act		0.00	0.00	0.00	10,610.00	0.00	10,610.00
4790-001	COMMUNITY EDUCATION		0.00	0.00	0.00	8,958.30	0.00	8,958.30
4790-002	PELL LPN BUSH		0.00	0.00	0.00	117,321.65	0.00	117,321.65
4790-003	PELL LPN DIRECT PAYS BUSH		0.00	0.00	0.00	-588.50	588.50	0.00
4790-006	ADULT ED COACHING		0.00	0.00	0.00	3.00	0.00	3.00
4790-008	PELL LPN CPRS PT		0.00	0.00	0.00	67,654.64	0.00	67,654.64
4790-010	ADULT ED ELECTRIC/HVAC		0.00	0.00	0.00	45,850.00	0.00	45,850.00
4790-011	ADULT ED METAL TRADES		0.00	0.00	0.00	17,614.00	0.00	17,614.00
4790-012	ADULT ED COSMETOLOGY		0.00	0.00	0.00	6,521.37	0.00	6,521.37
4790-013	DAY ADULT		0.00	0.00	0.00	31,017.00	0.00	31,017.00
4790-014	LPN TUITION CPRS PT		0.00	0.00	0.00	48,064.86	0.00	48,064.86
4790-015	LPN TUITION BUSH		0.00	0.00	0.00	45,381.81	0.00	45,381.81
4790-019	LPN PATRON SERVICE		0.00	0.00	0.00	1,420.00	0.00	1,420.00
4790-020	ADULT ED HEALTH TRADES		0.00	0.00	0.00	138,606.04	0.00	138,606.04
4790-021	ADULT ED CDL/HEAVY EQUIP		0.00	0.00	0.00	55,770.00	0.00	55,770.00
4790-022	ADULT ED OFFICE PROGRAMS		0.00	0.00	0.00	112.50	0.00	112.50
4790-027	ADULT ED SECURITY GUARD		0.00	0.00	0.00	150.00	0.00	150.00
4790-029	ADULT ED MISC VOCATIONAL		0.00	0.00	0.00	586.00	0.00	586.00
4790-032	ADULT ED GED TESTING		0.00	0.00	0.00	3,700.00	0.00	3,700.00
4790-033	ADULT ED WELDING		0.00	0.00	0.00	49,496.00	0.00	49,496.00
4790-034	LPN TUITION CPRS FT SL		0.00	0.00	0.00	102,088.00	0.00	102,088.00
4790-035	LPN TUITION BUSH SL		0.00	0.00	0.00	159,940.58	0.00	159,940.58
4790-056	COSMO BUSH PELL		0.00	0.00	0.00	-1,219.87	1,219.87	0.00
4790-112	COSMETOLOGY WW		0.00	0.00	0.00	1,921.00	0.00	1,921.00
4790-134	ADULT ED AUTO TECH		0.00	0.00	0.00	4,000.00	0.00	4,000.00
4790-400	BI CORNING INC		0.00	0.00	0.00	39,800.00	0.00	39,800.00
Subtotal of 805.505 ADULT EDUCATION			0.00	0.00	0.00	956,461.56	1,808.37	958,269.93
810.610 FOOD STAMP EMPLY & TRNG-CHEMUNG								
2770-000	Unclassified Revenues		0.00	0.00	0.00	5,000.00	0.00	5,000.00
Subtotal of 810.610 FOOD STAMP EMPLY & TRNG-CHEMUNG			0.00	0.00	0.00	5,000.00	0.00	5,000.00
811.511 WIA YOUTH								
4289-000	Other Federal Aid		0.00	0.00	0.00	7,304.99	0.00	7,304.99
Subtotal of 811.511 WIA YOUTH			0.00	0.00	0.00	7,304.99	0.00	7,304.99

* Estimated revenue for Carryover Encumbrances from the prior fiscal year will not be realized. These are estimates to balance the budget

GREATER SOUTHERN TIER BOCES
Revenue Status Report As Of: 10/31/2015
Fiscal Year: 2016
Fund: F SPECIAL AID FUND

Revenue Account	Service	Description	Original Estimate	Adjustments	Current Estimate	Year-to-Date	Anticipated Balance	Excess Revenue
814.614	TABE TESTING - CHEMUNG							
2770-000	Unclassified Revenues		0.00	0.00	0.00	6,000.00	0.00	6,000.00
	Subtotal of 814.614	TABE TESTING - CHEMUNG	0.00	0.00	0.00	6,000.00	0.00	6,000.00
815.299	TRANSFER FUND							
2401-000	Interest and Earnings		0.00	0.00	0.00	35.75	0.00	35.75
	Subtotal of 815.299	TRANSFER FUND	0.00	0.00	0.00	35.75	0.00	35.75
821.521	TABE TESTING - STEUBEN							
2770-000	Unclassified Revenues		0.00	0.00	0.00	5,000.00	0.00	5,000.00
	Subtotal of 821.521	TABE TESTING - STEUBEN	0.00	0.00	0.00	5,000.00	0.00	5,000.00
822.622	LITERACY ZONE							
4170-000	Adult Basic Education		0.00	0.00	0.00	19,964.00	0.00	19,964.00
	Subtotal of 822.622	LITERACY ZONE	0.00	0.00	0.00	19,964.00	0.00	19,964.00
823.623	STATEWIDE SCHOOL FINANCE CONSORT							
2770-000	Unclassified Revenues		0.00	0.00	0.00	11,500.00	0.00	11,500.00
	Subtotal of 823.623	STATEWIDE SCHOOL FINANCE CONSORT	0.00	0.00	0.00	11,500.00	0.00	11,500.00
826.626	EXTENDED SCHOOL YEAR W/ WFL BOCE							
2252-000	Srvice Chrgs to Component Dist		0.00	10,952.00	10,952.00	0.00	10,952.00	0.00
	Subtotal of 826.626	EXTENDED SCHOOL YEAR W/ WFL BOCE	0.00	10,952.00	10,952.00	0.00	10,952.00	0.00
830.630	SCHOOL LIBRARY SYSTEM							
4219-000	ESEA,IVB,Library & Learn Res		0.00	0.00	0.00	193,670.00	0.00	193,670.00
	Subtotal of 830.630	SCHOOL LIBRARY SYSTEM	0.00	0.00	0.00	193,670.00	0.00	193,670.00
831.631	RSE-TASC PART II							
3289-000	Other State Aid		0.00	0.00	0.00	76,002.00	0.00	76,002.00
	Subtotal of 831.631	RSE-TASC PART II	0.00	0.00	0.00	76,002.00	0.00	76,002.00
832.632	RSE-TASC PART I							
3289-000	Other State Aid		0.00	0.00	0.00	68,763.00	0.00	68,763.00
	Subtotal of 832.632	RSE-TASC PART I	0.00	0.00	0.00	68,763.00	0.00	68,763.00
837.610	SUMMER SCHOOL MULTI OPT 1:1 AIDE							
2252-000	Srvice Chrgs to Component Dist		302,842.00	0.00	302,842.00	0.00	302,842.00	0.00
	Subtotal of 837.610	SUMMER SCHOOL MULTI OPT 1:1 AIDE	302,842.00	0.00	302,842.00	0.00	302,842.00	0.00

* Estimated revenue for Carryover Encumbrances from the prior fiscal year will not be realized.
These are estimates to balance the budget

GREATER SOUTHERN TIER BOCES

Revenue Status Report As Of: 10/31/2015
Fiscal Year: 2016

Fund: F SPECIAL AID FUND

Revenue Account	Service	Description	Original Estimate	Adjustments	Current Estimate	Year-to-Date	Anticipated Balance	Excess Revenue
837.637	SUMMER SCHOOL MULTI OPT							
2252-000	Srcce Chrgs to Component Dist		1,342,122.00	0.00	1,342,122.00	0.00	1,342,122.00	0.00
2705-000	Gifts and Donations		0.00	0.00	0.00	450.00	0.00	450.00
	Subtotal of 837.637	SUMMER SCHOOL MULTI OPT	1,342,122.00	0.00	1,342,122.00	450.00	1,342,122.00	450.00
850.650	TEACHER CENTER							
3289-000	Other State Aid		0.00	0.00	0.00	41,854.00	0.00	41,854.00
	Subtotal of 850.650	TEACHER CENTER	0.00	0.00	0.00	41,854.00	0.00	41,854.00
852.652	PERKINS IV/CTEIA							
4289-000	Other Federal Aid		0.00	0.00	0.00	54,077.00	0.00	54,077.00
	Subtotal of 852.652	PERKINS IV/CTEIA	0.00	0.00	0.00	54,077.00	0.00	54,077.00
853.653	IDEA PART B DISC MEDICAID REIMB							
3289-000	Other State Aid		0.00	0.00	0.00	17,073.19	0.00	17,073.19
	Subtotal of 853.653	IDEA PART B DISC MEDICAID REIMB	0.00	0.00	0.00	17,073.19	0.00	17,073.19
855.855	OMH OFFICE OF MENTAL HEALTH							
2770-000	Unclassified Revenues		0.00	0.00	0.00	4,272.65	0.00	4,272.65
	Subtotal of 855.855	OMH OFFICE OF MENTAL HEALTH	0.00	0.00	0.00	4,272.65	0.00	4,272.65
871.671	CATEGORICAL AID FOR AUTOMATION							
4219-000	ESEA,IVB,Library & Learn Res		0.00	0.00	0.00	14,322.00	0.00	14,322.00
	Subtotal of 871.671	CATEGORICAL AID FOR AUTOMATION	0.00	0.00	0.00	14,322.00	0.00	14,322.00
879.679	SNAP - SAFETY NET ASSISTANCE PRO							
2770-000	Unclassified Revenues		0.00	0.00	0.00	15,627.00	0.00	15,627.00
	Subtotal of 879.679	SNAP - SAFETY NET ASSISTANCE PRO	0.00	0.00	0.00	15,627.00	0.00	15,627.00
881.681	SUMMER OF INNOVATION FUNDING							
2770-001	UNCLASSIFIED REV		0.00	0.00	0.00	4,500.00	0.00	4,500.00
	Subtotal of 881.681	SUMMER OF INNOVATION FUNDING	0.00	0.00	0.00	4,500.00	0.00	4,500.00
882.610	ESY 1:1 AIDES W/ GV BOCES							
2252-000	Srcce Chrgs to Component Dist		0.00	1,661.22	1,661.22	0.00	1,661.22	0.00
	Subtotal of 882.610	ESY 1:1 AIDES W/ GV BOCES	0.00	1,661.22	1,661.22	0.00	1,661.22	0.00
882.682	EXTENDED SCHOOL YEAR W/ GV BOCES							

* Estimated revenue for Carryover Encumbrances from the prior fiscal year will not be realized.
These are estimates to balance the budget

GREATER SOUTHERN TIER BOCES
Revenue Status Report As Of: 10/31/2015
Fiscal Year: 2016
Fund: F SPECIAL AID FUND

Revenue Account	Service	Description	Original Estimate	Adjustments	Current Estimate	Year-to-Date	Anticipated Balance	Excess Revenue
2252-000	Slvce Chrgs to Component Dist		0.00	2,222.77	2,222.77	0.00	2,222.77	0.00
Subtotal of 882.682 EXTENDED SCHOOL YEAR W/ GV BOCES			0.00	2,222.77	2,222.77	0.00	2,222.77	0.00
892.592	RTTT RIC DATA CENTERS PROGRAM		0.00	0.00	0.00	52,147.20	0.00	52,147.20
4285-000	FED FISCAL STABILIZATION GRANT		0.00	0.00	0.00	52,147.20	0.00	52,147.20
Subtotal of 892.592 RTTT RIC DATA CENTERS PROGRAM			0.00	0.00	0.00	1,218.22	0.00	1,218.22
951.000	COMP H/W SCT		0.00	0.00	0.00	1,218.22	0.00	1,218.22
2770-000	Unclassified Revenues		0.00	0.00	0.00	1,218.22	0.00	1,218.22
Subtotal of 951.000 COMP H/W SCT			0.00	0.00	0.00	1,218.22	0.00	1,218.22
Total SPECIAL AID FUND			1,644,964.00	14,835.99	1,659,799.99	1,555,242.56	1,661,608.36	1,557,050.93

Selection Criteria

Criteria Name: Last Run
As Of Date: 10/31/2015
Suppress revenue accounts with no activity
Print Summary Only
Sort by: Fund/Service/Revenue Code
Printed by Janice Conley

* Estimated revenue for Carryover Encumbrances from the prior fiscal year will not be realized.
These are estimates to balance the budget

GREATER SOUTHERN TIER BOCES

Outstanding Check Listing

Bank Account: FederalChase - Chase - Federal

Check Number	Check Date	Remit To	Warrant	Fund	Recorded	Statement Date	Check Amount	Check Number
026454	10/29/2015	ALFRED ALMOND CENTRAL SCHOOL	0041	No	No		\$7,894.25	026454
026455	10/29/2015	AVOCA CENTRAL SCHOOL	0041	No	No		\$4,730.00	026455
026456	10/29/2015	BARNES & NOBLE INC.	0041	No	No		\$14.93	026456
026430	10/22/2015	COMPLETE BOOK & MEDIA SUPPLY - BOOKS	0039	No	No		\$2,125.30	026430
026457	10/29/2015	COMPLETE BOOK & MEDIA SUPPLY - BOOKS	0041	No	No		\$2,280.00	026457
026458	10/29/2015	CORNING PAINTED POST SCHOOL	0041	No	No		\$8,367.50	026458
		DISTRICT ATTN: TREASURER						
026431	10/22/2015	COSMOPROF BEAUTY SUPPLY	0039	No	No		\$292.03	026431
026432	10/22/2015	DEBOTTISIREBECCA	0039	No	No		\$2,400.63	026432
026459	10/29/2015	DEBOTTISIREBECCA	0041	No	No		\$40.47	026459
026279	09/17/2015	DOMINESKEAMANDA J.	0028	No	No		\$93.15	026279
026433	10/22/2015	DRC/CTB BIN #131410	0039	No	No		\$5,567.85	026433
026411	10/15/2015	DRISCOLLTIMOTHY J.	0038	No	No		\$236.35	026411
026434	10/22/2015	ESCO INSTITUTE	0039	No	No		\$291.97	026434
026435	10/22/2015	FLEMINGLAURA J.	0039	No	No		\$100.00	026435
026325	10/01/2015	FPTI, INC.	0034	No	No		\$9,835.00	026325
026436	10/22/2015	FPTI, INC.	0039	No	No		\$16,090.00	026436
026460	10/29/2015	GHOLKAR'S INC. PO BOX 378	0041	No	No		\$1,046.47	026460
026326	10/01/2015	GOHOYTODD M.	0034	No	No		\$327.74	026326
026394	10/08/2015	GOHOYTODD M.	0036	No	No		\$536.37	026394
026412	10/15/2015	GOHOYTODD M.	0038	No	No		\$132.78	026412
026461	10/29/2015	GOHOYTODD M.	0041	No	No		\$144.84	026461
026462	10/29/2015	GROSSOLAURA	0041	No	No		\$39.14	026462
026463	10/29/2015	HAMMONDSPOORT CS	0041	No	No		\$5,418.80	026463
026464	10/29/2015	HOMEWOOD SUITES- ALBANY NY	0041	No	No		\$1,034.00	026464
025520	02/05/2015	HUGICJENNA E.	0088	No	No		\$6.50	025520
026398	10/08/2015	ICARUS FILMS	0036	No	No		\$163.95	026398
026465	10/29/2015	JASPER TROUPSBURG CSD	0041	No	No		\$1,369.15	026465
026414	10/15/2015	MCCANNISTACY L.	0038	No	No		\$197.23	026414
026466	10/29/2015	MEDCOM TRAINEX	0041	No	No		\$5,389.00	026466
026467	10/29/2015	MSC INDUSTRIAL SUPPLY CO	0041	No	No		\$573.28	026467
026440	10/22/2015	NATIONAL HEALTHCAREER ASSOCIATION	0039	No	No		\$2,089.10	026440
026468	10/29/2015	NICHE INC	0041	No	No		\$720.75	026468
026011	06/25/2015	NYS EDUCATION DEPARTMENT	0138	No	No		\$143.00	026011
026415	10/15/2015	NYSCATE	0038	No	No		\$360.00	026415
026441	10/22/2015	OFFICE DEPOT	0039	No	No		\$267.99	026441
026469	10/29/2015	OFFICE EQUIPMENT SOURCE INC	0041	No	No		\$113.51	026469
026442	10/22/2015	PIERSONLEO S.	0039	No	No		\$150.00	026442
026417	10/15/2015	PRAXAIR DISTRIBUTION, INC.	0038	No	No		\$1,732.47	026417
026443	10/22/2015	PRAXAIR DISTRIBUTION, INC.	0039	No	No		\$80.37	026443
026470	10/29/2015	PRAXAIR DISTRIBUTION, INC.	0041	No	No		\$523.44	026470
026444	10/22/2015	PROMETRIC INC ATTN: INVOICE PROCESSING	0039	No	No		\$575.00	026444

GREATER SOUTHERN TIER BOCES

Outstanding Check Listing

Bank Account: FederalChase - Chase - Federal

Check Number	Check Date	Remit To	Warrant	Fund	Recorded	Statement Date	Check Amount	Check Number
026471	10/29/2015	PROMETRIC INC ATTN: INVOICE PROCESSING	0041		No		\$407.00	026471
026445	10/22/2015	QUALITY AND ASSURANCE TECH	0039		No		\$620.10	026445
026446	10/22/2015	R. E. MICHEL COMPANY LLC.	0039		No		\$249.84	026446
026472	10/29/2015	ROBOMATTER, INC. ATTN: ROBIN SHOOP	0041		No		\$8,066.70	026472
026022	08/25/2015	ROSEHILDRETH M.	0138		No		\$8.99	026022
026335	10/01/2015	ROSELAND WATERPARK	0034		No		\$3,646.50	026335
026473	10/29/2015	SCHOOL LIBRARY SYSTEM ASSOCIATION	0041		No		\$950.00	026473
		MARLA YUDIN, TREASURER						
026419	10/15/2015	SMITHSTACY A.	0038		No		\$485.88	026419
026474	10/29/2015	SMITHSTACY A.	0041		No		\$10.53	026474
026420	10/15/2015	STAPLES CONTRACT & COMMERCIAL	0038		No		\$389.60	026420
026447	10/22/2015	STAPLES CONTRACT & COMMERCIAL	0039		No		\$983.99	026447
026475	10/29/2015	STAYBRIDGE SUITES ALBANY	0041		No		\$222.00	026475
026476	10/29/2015	TEACHING BOOKS.NET	0041		No		\$1,545.00	026476
026421	10/15/2015	THE CENTURY HOUSE AN ASCEND HOTEL COLLECTION	0038		No		\$119.00	026421
026477	10/29/2015	TWIN TIER IMAGING SYSTEMS	0041		No		\$99.04	026477
026478	10/29/2015	UNITED PARCEL SERVICE	0041		No		\$32.30	026478
026479	10/29/2015	VERIZON	0041		No		\$34.91	026479
026450	10/22/2015	WAGNERFRANCES M	0039		No		\$442.59	026450
026451	10/22/2015	WATKINS GLEN AREA CHAMBER OF COMMERCE	0039		No		\$500.00	026451
026452	10/22/2015	WHISTLE STOP LAUNDRY	0039		No		\$30.00	026452
026311	08/24/2015	WILSON TRANSPORT INC 21 EIGHTH STREET	0032		No		\$150.00	026311
026425	10/15/2015	XEROX CORPORATION	0038		No		\$38.38	026425
026453	10/22/2015	XEROX CORPORATION	0039		No		\$787.55	026453
Subtotal for Bank Account: FederalChase - Chase - Federal							\$103,324.21	
							Net	
Grand Total							\$103,324.21	
							Net	
Grand Total							\$103,324.21	
							Net	

Selection Criteria

Bank Account: FederalChase
 Check date is thru 10/31/2015
 Checks Cleared/Voided Thru: 10/31/2015
 Sort by: Remit To
 Printed by JENNIFER L. MORRIS

**CHASE BANK
 GST Capital Fund Account
 Treasurer's Monthly Report
 GST Capital Fund Account
 From October 1, 2015 to October 31, 2015**

Total available balance as reported at the end of preceding period \$2,683.67

RECEIPTS DURING MONTH

(With breakdown of source including full amount of all short term loans)

Date	Source	Amount
	Deposits and Credits plus Interest	\$55,000.62
	Total Receipts	
	Total Receipts, including balance	\$57,684.29

DISBURSEMENTS MADE DURING MONTH By Check

From Check No. 280 To Check No. 281 \$55,013.55

Wires & Transfers

By Debit Charge (Total amount of checks issued and debit charges) \$55,013.55

TOTAL Cash Balance \$2,670.74

RECONCILIATION WITH BANK STATEMENT

Balance as given on bank statement, end of month \$2,670.74

Less total of outstanding check

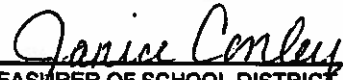
Total available balance

(Must agree with Cash Balance above if there is a true reconciliation) \$2,670.74

Received by the Board of Education and entered as a part of the
 Minutes of the Board meeting held December 1, 2015.

This is to certify that the above Cash
 Balance is in agreement with my bank
 statement, as reconciled.

Doretta Hughson
 CLERK OF BOARD OF EDUCATION


 TREASURER OF SCHOOL DISTRICT

GREATER SOUTHERN TIER BOCES

Budget Status Report As Of: 10/31/2015

Fiscal Year: 2016

Fund: H CAPITAL FUND

Budget Account	Description	Initial Budget	Adjustments	Current Budget	Year-to-Date Expenditures	Encumbrances Outstanding	Unencumbered Balance	Available Balance
780.024 BUSH BLDG 1 14-15 0001-021		139,468.57	0.00	139,468.57	0.00	0.00	139,468.57	139,468.57
780.025 BUSH BLDG 1 15-16 0001-022		-7,552.49	0.00	-7,552.49	23,873.34	5,048.46	-36,474.29	-36,474.29
780.026 BUSH BLDG 1 16-17 0001-023		0.00	0.00	0.00	8,377.28	5,680.72	-14,058.00	-14,058.00
780.027 BUSH BLDG 6 16-17 0006-015		0.00	0.00	0.00	4,188.63	2,840.37	-7,029.00	-7,029.00
780.028 BUSH BLDG 7 16-17 0007-011		0.00	0.00	0.00	5,584.85	3,787.15	-9,372.00	-9,372.00
780.113 CPRS BLDG 3 14-15 0045-004		-163,866.43	0.00	-163,866.43	0.00	0.00	-163,866.43	-163,866.43
780.114 CPRS BLDG 7 14-15 0049-005		125,490.24	0.00	125,490.24	0.00	107,413.00	18,077.24	18,077.24
780.116 CPRS BLDG 2 15-16 0044-003		-6,545.49	0.00	-6,545.49	1,178.23	158,181.77	-165,905.49	-165,905.49
780.117 CPRS BLDG 3 15-16 0045-005		-6,545.49	0.00	-6,545.49	2,080.73	193,649.27	-202,275.49	-202,275.49
780.118 CPRS BLDG 7 15-16 0049-006		-15,104.96	0.00	-15,104.96	174,563.92	135,970.48	-325,639.36	-325,639.36
780.119 CPRS BLDG 1 16-17 0037-005		0.00	0.00	0.00	11,635.10	7,889.90	-19,525.00	-19,525.00
780.120 CPRS BLDG 2 16-17 0044-004		0.00	0.00	0.00	1,396.22	846.78	-2,343.00	-2,343.00
780.121 CPRS BLDG 3 16-17 0045-006		0.00	0.00	0.00	1,396.22	946.78	-2,343.00	-2,343.00
780.318 WW BLDG 2 13-14 0039-004		265,110.38	0.00	265,110.38	0.00	215,300.00	49,810.38	49,810.38
780.319 WW BLDG 2 14-15 0039-005		-5,338.63	0.00	-5,338.63	52,253.81	75,554.99	-133,147.43	-133,147.43
780.320 WW BLDG 6 15-16 0051-003		-6,545.49	0.00	-6,545.49	4,621.98	152,219.02	-163,386.49	-163,386.49
780.321 WW BLDG 7 15-16 0030-004		-4,027.99	0.00	-4,027.99	21,145.30	14,331.70	-39,504.99	-39,504.99
780.322 WW BLDG 2 16-17 0039-006		0.00	0.00	0.00	1,396.22	946.78	-2,343.00	-2,343.00
780.323 WW BLDG 4 16-17 0042-003		0.00	0.00	0.00	5,119.45	3,471.55	-8,591.00	-8,591.00
780.324 WW BLDG 7 16-17 0030-005		0.00	0.00	0.00	7,446.48	5,049.52	-12,496.00	-12,496.00
780.701 EPC BUSH B1 13-14 0001-020		9,149.00	0.00	9,149.00	0.00	0.00	9,149.00	9,149.00
780.702 EPC BUSH B2 13-14 0002-010		5,102.00	0.00	5,102.00	0.00	0.00	5,102.00	5,102.00
780.703 EPC BUSH B3 13-14 0003-008		1,185.00	0.00	1,185.00	0.00	0.00	1,185.00	1,185.00
780.704 EPC BUSH B4 13-14 0004-012		1,965.00	0.00	1,965.00	0.00	0.00	1,965.00	1,965.00
780.705 EPC BUSH B5 13-14 0005-014		1,184.00	0.00	1,184.00	0.00	0.00	1,184.00	1,184.00
780.706 EPC BUSH B6 13-14 0006-014		1,380.00	0.00	1,380.00	0.00	0.00	1,380.00	1,380.00
780.707 EPC BUSH B7 13-14 0007-010		1,762.00	0.00	1,762.00	0.00	0.00	1,762.00	1,762.00
780.708 EPC BUSH B8 13-14 0008-006		1,012.00	0.00	1,012.00	0.00	0.00	1,012.00	1,012.00
780.709 EPC BUSH B11 13-14 0020-004		1,786.00	0.00	1,786.00	0.00	0.00	1,786.00	1,786.00
780.710 EPC WILDWOOD B7 13-14 0030-003		494.00	0.00	494.00	0.00	0.00	494.00	494.00
780.711 EPC COOPERS B1 13-14 0037-004		2,721.00	0.00	2,721.00	0.00	0.00	2,721.00	2,721.00
780.712 EPC WILDWOOD B1 13-14 0038-004		1,277.00	0.00	1,277.00	0.00	0.00	1,277.00	1,277.00
780.713 EPC WILDWOOD B2 13-14 0039-003		1,208.00	0.00	1,208.00	0.00	0.00	1,208.00	1,208.00
780.714 EPC WILDWOOD B3 13-14 0041-003		1,717.00	0.00	1,717.00	0.00	0.00	1,717.00	1,717.00
780.715 EPC WILDWOOD B4 13-14 0042-002		684.00	0.00	684.00	0.00	0.00	684.00	684.00
780.716 EPC WILDWOOD B5 13-14 0043-004		1,007.00	0.00	1,007.00	0.00	0.00	1,007.00	1,007.00
780.717 EPC COOPERS B2 13-14 0044-002		1,316.00	0.00	1,316.00	0.00	0.00	1,316.00	1,316.00
780.718 EPC COOPERS B3 13-14 0045-002		1,734.00	0.00	1,734.00	0.00	0.00	1,734.00	1,734.00
780.719 EPC COOPERS B4 13-14 0046-003		773.00	0.00	773.00	0.00	0.00	773.00	773.00

GREATER SOUTHERN TIER BOCES

Budget Status Report As Of: 10/31/2015
Fiscal Year: 2016

Fund: H CAPITAL FUND

Budget Account	Description	Initial Budget	Adjustments	Current Budget	Year-to-Date Expenditures	Encumbrances Outstanding	Unencumbered Balance	Available Balance
780.720 EPC COOPERS B5 13-14 0047-004		692.00	0.00	692.00	0.00	0.00	692.00	692.00
780.721 EPC COOPERS B6 13-14 0048-004		710.00	0.00	710.00	0.00	0.00	710.00	710.00
780.722 EPC COOPERS B7 13-14 0049-002		854.00	0.00	854.00	0.00	0.00	854.00	854.00
780.723 EPC COOPERS B8 13-14 0050-003		907.00	0.00	907.00	0.00	0.00	907.00	907.00
780.724 EPC WILDWOOD B6 13-14 0051-002		806.00	0.00	806.00	0.00	0.00	806.00	806.00
780.725 EPC COOPERS B16 13-14 0052-002		1,646.00	0.00	1,646.00	0.00	0.00	1,646.00	1,646.00
780.726 EPC WILDWOOD B12 13-14 0055-002		-114.00	0.00	-114.00	0.00	0.00	-114.00	-114.00
780.728 EPC WILDWOOD B18 13-14 0059-002		888.00	0.00	888.00	0.00	0.00	888.00	888.00
780.731 EPC BUSH B9 13-14 1017-004		640.00	0.00	640.00	0.00	0.00	640.00	640.00
780.732 EPC BUSH B10 13-14 1019-004		665.00	0.00	665.00	0.00	0.00	665.00	665.00
780.733 EPC BUSH B13 13-14 2009-001		-1.00	0.00	-1.00	0.00	0.00	-1.00	-1.00
780.734 EPC COOPERS B10 13-14 2054-002		102.00	0.00	102.00	0.00	0.00	102.00	102.00
780.735 EPC WILDWOOD B11 13-14 3036-002		-1.00	0.00	-1.00	0.00	0.00	-1.00	-1.00
780.736 EPC COOPERS B19 13-14 3057-002		303.00	0.00	303.00	0.00	0.00	303.00	303.00
780.737 EPC BUSH B12 13-14 8022-004		4,477.00	0.00	4,477.00	0.00	0.00	4,477.00	4,477.00
Total CAPITAL FUND		364,572.22	0.00	364,572.22	326,257.76	1,089,228.24	-1,050,913.78	-1,050,913.78

GREATER SOUTHERN TIER BOCES

Budget Status Report As Of: 10/31/2015
Fiscal Year: 2016
Fund: H CAPITAL FUND

Selection Criteria

Criteria Name: Last Run
Fund: H
Budget type: Current Year
As Of Date: 10/31/2015
Suppress budgetcodes with no activity
Print Summary Only
Show Available Balance, not service
Sort by: Fund/Service
Printed by Janice Conley

GREATER SOUTHERN TIER BOCES

Revenue Status Report As Of: 10/31/2015
Fiscal Year: 2016
Fund: H CAPITAL FUND

Revenue Account	Service	Description	Original Estimate	Adjustments	Current Estimate	Year-to-Date	Anticipated Balance	Excess Revenue
776.199 OPERATIONS & MAINTENANCE								
2401-000	Interest and Earnings		0.00	0.00	0.00	16.07	0.00	16.07
Subtotal of 776.199 OPERATIONS & MAINTENANCE								
780.118 CPRS BLDG 7 15-16 0049-006								
5031-000	Interfund Revenues		0.00	0.00	0.00	170,000.00	0.00	170,000.00
Subtotal of 780.118 CPRS BLDG 7 15-16 0049-006								
Total CAPITAL FUND								
			0.00	0.00	0.00	170,016.07	0.00	170,016.07

Selection Criteria

Criteria Name: Last Run
As Of Date: 10/31/2015
Suppress revenue accounts with no activity
Print Summary Only
Sort by: Fund/Service/Revenue Code
Printed by Janice Conley

* Estimated revenue for Carryover Encumbrances from the prior fiscal year will not be realized.
These are estimates to balance the budget

CHASE BANK
GST Dental & Vision Account # xxx-xx1000
Treasurer's Monthly Report
for the period
From October 1, 2015 to October 31, 2015

Total available balance as reported at the end of preceding period \$103,963.92

RECEIPTS DURING MONTH

(With breakdown of source including full amount of all short term loans)

Date	Source	Amount	
	Deposits & Credits	\$ -	
	Interest	\$ 0.79	
	Total Receipts, including balance		\$ 103,964.71

DISBURSEMENTS MADE DURING MONTH By Check

From Check No.	To Check No.	\$ -	
Wires & Transfers		\$ 25,078.53	
Wires & Transfers		\$ -	

By Debit Charge	(Total amount of checks issued and debit charges)	\$ 25,078.53	
	TOTAL Cash Balance		\$78,886.18

RECONCILIATION WITH BANK STATEMENT

Balance as given on bank statement, end of month	\$ 78,886.18	
In Transit -	\$ -	
Less total of outstanding check	\$ -	
(Must agree with Cash Balance above if there is a true reconciliation)		\$ 78,886.18

Received by the Board of Education and entered as a part of the Minutes of the Board meeting held December 1, 2015

Doretta Hughson
 CLERK OF BOARD OF EDUCATION

This is to certify that the above Cash Balance is in agreement with my bank statement, as reconciled.

Janice Conley
 TREASURER OF SCHOOL DISTRICT

CHASE BANK
GST Premier Account
Treasurer's Monthly Report
for the period
From October 1, 2015 to October 31, 2015

Total available balance as reported at the end of preceding period \$31,390,282.15

RECEIPTS DURING MONTH

(With breakdown of source including full amount of all short term loans)

Date	Source	Amount
	Deposits & Credits plus Interest	\$173,278.59
	Total Receipts	
	Total Receipts, including balance	\$31,563,560.74

DISBURSEMENTS MADE DURING MONTH By Check

From Check No.	To Check No.	\$0.00
----------------	--------------	--------

Wires & Transfers	\$4,400,000.00
-------------------	----------------

By Debit Charge (Total amount of checks issued and debit charges)	
TOTAL Cash Balance	\$27,163,560.74

RECONCILIATION WITH BANK STATEMENT

Balance as given on bank statement, end of month	\$27,163,560.74
--	-----------------

Less total of outstanding check	
---------------------------------	--

(Must agree with Cash Balance above if there is a true reconciliation)	\$27,163,560.74
--	-----------------

Received by the Board of Education and entered as a part of the
Minutes of the Board meeting held December 1, 2015.

Doretta Hughson
CLERK OF BOARD OF EDUCATION

This is to certify that the above Cash
Balance is in agreement with my bank
statement, as reconciled.


TREASURER OF SCHOOL DISTRICT

M & T BANK
GST Adult Ed Merchant
Treasurer's Monthly Report
for the period
From October 1, 2015 to October 31, 2015

Total available balance as reported at the end of preceding period \$61,011.96

RECEIPTS DURING MONTH

(With breakdown of source including full amount of all short term loans)

Date	Source	Amount	
	Deposits & Credits plus Interest	\$22,611.35	
	Total Receipts	\$22,611.35	
	Total Receipts, including balance		\$83,623.31

DISBURSEMENTS MADE DURING MONTH

From Check No. To Check No.

Transfer to Federal Fund Checking

By Debit Charge (Total amount of checks issued and debit charges)

TOTAL Cash Balance \$83,623.31

RECONCILIATION WITH BANK STATEMENT

Balance as given on bank statement, end of month \$82,500.31

Less total of outstanding check

Deposit in transit \$1,123.00

Total available balance

(Must agree with Cash Balance above if there is a true reconciliation) \$83,623.31

Received by the Board of Education and entered as a part of the
Minutes of the Board meeting held December 1, 2015.

This is to certify that the above Cash
Balance is in agreement with my bank
statement, as reconciled.

Doretta Hughson
CLERK OF BOARD OF EDUCATION


TREASURER OF SCHOOL DISTRICT

**Chemung Canal Trust Company
Patron Account - Coopers Plains
Treasurer's Monthly Report
for the period
From October 1, 2015 to October 31, 2015**

Total available balance as reported at the end of preceding period \$2,722.47

RECEIPTS DURING MONTH

(With breakdown of source including full amount of all short term loans)

Date	Source	Amount	
	Deposits and Credits	\$1,824.85	
	Total Receipts	\$1,824.85	
	Total Receipts, including balance		\$4,547.32

DISBURSEMENTS MADE DURING MONTH

By Check			
From Check No. 1163 To Check No.		\$2,714.60	
(Total amount of checks issued and debit charges)			

Cash Balance as shown by records \$1,832.72

RECONCILIATION WITH BANK STATEMENT

Balance as given on bank statement, end of month	\$	1,832.72
Less total of outstanding check		\$0.00
Net Balance in bank	\$	1,832.72

(Must agree with Cash Balance above if there is a true reconciliation) \$1,832.72

Received by the Board of Education and entered as a part of the Minutes of the Board meeting held December 1, 2015.

This is to certify that the above Cash Balance is in agreement with my bank statement, as reconciled.

Doretta Hughson
CLERK OF BOARD OF EDUCATION


TREASURER OF SCHOOL DISTRICT

**Steuben Trust Company
 Patron Account - Wildwood
 Treasurer's Monthly Report
 for the period
 From October 1, 2015 to October 31, 2015**

Total available balance as reported at the end of preceding period \$0.00

(With breakdown of source including full amount of all short term loans)

Date	Source	Amount	
	Deposits and Credits	\$450.42	
	Total Receipts	\$450.42	
	Total Receipts, including balance		\$450.42
DISBURSEMENTS MADE DURING MONTH			
	By Check		
	From Check No. 1166 To Check No.	\$450.42	
		\$450.42	
	Cash Balance as shown by records		\$0.00

RECONCILIATION WITH BANK STATEMENT

Balance as given on bank statement, end of month	\$450.42
Less total of outstanding check	(\$450.42)

(Must agree with Cash Balance above if there is a true reconciliation) \$0.00

Received by the Board of Education and entered as a part of the Minutes of the Board meeting held December 1, 2015.

Doretta Hughson
 CLERK OF BOARD OF EDUCATION

This is to certify that the above Cash Balance is in agreement with my bank statement, as reconciled.


 TREASURER OF SCHOOL DISTRICT

WILDWOOD

OUTSTANDING CHECKS 10/31/2015

date	ck number	amount
10/31/2015	1166	\$ 450.42

\$ 450.42

M & T BANK
GST Scholarship Funds Account
Treasurer's Monthly Report
for the period

From October 1, 2015 to October 31, 2015

Total available balance as reported at the end of preceding period \$747.10

RECEIPTS DURING MONTH

(With breakdown of source including full amount of all short term loans)

Date	Source	Amount	
	Deposits & Credits plus Interest	\$10,145.91	
	Void Checks	\$0.00	
	Total Receipts	\$10,145.91	
	Total Receipts, including balance		\$10,893.01

DISBURSEMENTS MADE DURING MONTH By Check

From Check No. 1408 To Check No.	\$0.00
Wires & Transfers	\$9,929.00

By Debit Charge (Total amount of checks issued and debit charges)	\$9,929.00	
TOTAL Cash Balance		\$964.01

RECONCILIATION WITH BANK STATEMENT

Balance as given on bank statement, end of month	\$10,893.01	
Less total of outstanding checks	(\$9,929.00)	
(Must agree with Cash Balance above if there is a true reconciliation)		\$964.01

Received by the Board of Education and entered as a part of the
 Minutes of the Board meeting held December 1, 2015.

Doretta Hughson
 CLERK OF BOARD OF EDUCATION

This is to certify that the above Cash
 Balance is in agreement with my bank
 statement, as reconciled.

Janice Conley
 TREASURER OF SCHOOL DISTRICT

GREATER SOUTHERN TIER BOCES

Outstanding Check Listing

Bank Account: MemorialMT - M&T - Memorial

Check Number	Check Date	Remit To	Warrant Fund	Recorded	Statement Date	Check Amount	Check Number
001408	10/29/2015	CORNING COMMUNITY COLLEGE ATTN: PATTY CORDES	0041	No		\$9,929.00	001408
Subtotal for Bank Account: MemorialMT - M&T - Memorial							
						Grand Total	
						Net	
						\$9,929.00	
						\$9,929.00	

Selection Criteria

Bank Account: MemorialMT
 Check date is thru 10/31/2015
 Checks Cleared/Voided Thru: 10/31/2015
 Sort by: Remit To
 Printed by JENNIFER L. MORRIS

CHASE BANK
GST - T&A Memorial Fund Account
Treasurer's Monthly Report
for the period
From October 1, 2015 to October 31, 2015

Total available balance as reported at the end of preceding period \$52,884.65

RECEIPTS DURING MONTH

(With breakdown of source including full amount of all short term loans)

Date	Source	Amount
	Deposits & Credits plus Interest	\$17,000.53
	Total Receipts	
	Total Receipts, including balance	\$69,885.18

DISBURSEMENTS MADE DURING MONTH By Check

From Check No.	To Check No.	\$0.00
----------------	--------------	--------

Wires & Transfers		\$10,000.00
-------------------	--	-------------

By Debit Charge (Total amount of checks issued and debit charges)

TOTAL Cash Balance	\$59,885.18
--------------------	-------------

RECONCILIATION WITH BANK STATEMENT

Balance as given on bank statement, end of month	\$59,885.18
--	-------------

Less total of outstanding check	\$0.00
---------------------------------	--------

Total available balance

(Must agree with Cash Balance above if there is a true reconciliation)	\$59,885.18
--	-------------

Received by the Board of Education and entered as a part of the
Minutes of the Board meeting held December 1, 2015.

This is to certify that the above Cash
Balance is in agreement with my bank
statement, as reconciled.

Doretta Hughson
CLERK OF BOARD OF EDUCATION


TREASURER OF SCHOOL DISTRICT

CHASE BANK
GST Clayton J Tong Memorial Scholarship Savings Account
Treasurer's Monthly Report
for the period
From October 1, 2015 to October 31, 2015

Total available balance as reported at the end of preceding period \$5,480.24

RECEIPTS DURING MONTH

(With breakdown of source including full amount of all short term loans)

Date	Source	Amount	
	Deposits & Credits plus Interest		
	Total Receipts	\$0.00	
	Total Receipts, including balance		\$5,480.24

DISBURSEMENTS MADE DURING MONTH By Check

From Check No. To Check No. \$0.00

Wires & Transfers \$5,480.24

By Debit Charge (Total amount of checks issued and debit charges) \$5,480.24

TOTAL Cash Balance \$0.00

RECONCILIATION WITH BANK STATEMENT

Balance as given on bank statement, end of month \$0.00

Less total of outstanding check


Total available balance

(Must agree with Cash Balance above if there is a true reconciliation) \$0.00

Received by the Board of Education and entered as a part of the
Minutes of the Board meeting held December 1, 2015.

This is to certify that the above Cash
Balance is in agreement with my bank
statement, as reconciled.

Doretta Hughson
CLERK OF BOARD OF EDUCATION


TREASURER OF SCHOOL DISTRICT

CHASE BANK
GST Clayton J Tong Memorial Scholarship Checking
Treasurer's Monthly Report
for the period
From October 1, 2015 to October 31, 2015

Total available balance as reported at the end of preceding period \$0.00

RECEIPTS DURING MONTH

(With breakdown of source including full amount of all short term loans)

Date	Source	Amount	
	Deposits & Credits plus Interest	\$5,480.24	
	Voided Checks	\$0.00	
	Total Receipts	\$5,480.24	
	Total Receipts, including balance		\$5,480.24

DISBURSEMENTS MADE DURING MONTH By Check

From Check No. 65 To Check No.

Wires & Transfers

\$5,480.24

By Debit Charge (Total amount of checks issued and debit charges)

TOTAL Cash Balance

\$0.00

RECONCILIATION WITH BANK STATEMENT

Balance as given on bank statement, end of month

\$0.00

Less total of outstanding check

\$0.00

Total available balance

(Must agree with Cash Balance above if there is a true reconciliation)

\$0.00

Received by the Board of Education and entered as a part of the
Minutes of the Board meeting held December 1, 2015.

This is to certify that the above Cash
Balance is in agreement with my bank
statement, as reconciled.

Doretta Hughson
CLERK OF BOARD OF EDUCATION


TREASURER OF SCHOOL DISTRICT

**Stauben Trust Company
Bethesda Foundation Scholarship
Secondary & Adult Account
Treasurer's Monthly Report
for the period
From October 1, 2015 to October 31, 2015**

Total available balance as reported at the end of preceding period \$734.16

RECEIPTS DURING MONTH

(With breakdown of source including full amount of all short term loans)

Date	Source	Amount	
	Deposits and Credits	\$0.01	
	Total Receipts	\$0.01	
	Total Receipts, including balance		\$734.17

DISBURSEMENTS MADE DURING MONTH

By Check			
From Check No.	To Check No.	\$0.00	
	Total disbursements	\$0.00	
	Cash Balance as shown by records		\$734.17

RECONCILIATION WITH BANK STATEMENT

Balance as given on bank statement, end of month	\$734.17
Less total of outstanding check	
Deposit in Transit	
Net Balance in bank	\$734.17

(Must agree with Cash Balance above if there is a true reconciliation) \$734.17

Received by the Board of Education and entered as a part of the
Minutes of the Board meeting held December 1, 2015.

Doretta Hughson
CLERK OF BOARD OF EDUCATION

This is to certify that the above Cash
Balance is in agreement with my bank
statement, as reconciled.


Janice Conley
TREASURER OF SCHOOL DISTRICT

BANCORP BANK
GST Flex/Benefit Card Account
Treasurer's Monthly Report
for the period

From **October 1, 2015** to **October 31, 2015**

Total available balance as reported at the end of preceding period \$48,101.07

RECEIPTS DURING MONTH

(With breakdown of source including full amount of all short term loans)

Date	Source	Amount	
	Deposits & Credits plus Interest	\$41,117.88	
	Void Checks		
	Total Receipts	\$41,117.88	
	Total Receipts, including balance		\$89,218.95

DISBURSEMENTS MADE DURING MONTH By Check

From Check No. To Check No.

Wires & Transfers

\$43,676.60

By Debit Charge (Total amount of checks issued and debit charges)

TOTAL Cash Balance

\$45,542.35

RECONCILIATION WITH BANK STATEMENT

Balance as given on bank statement, end of month

\$48,783.75

HRA/HCR in transit

\$ (3,241.40)


(Must agree with Cash Balance above if there is a true reconciliation)

\$45,542.35

Received by the Board of Education and entered as a part of the
 Minutes of the Board meeting held December 1, 2015.

This is to certify that the above Cash
 Balance is in agreement with my bank
 statement, as reconciled.

Doretta Hughson
 CLERK OF BOARD OF EDUCATION


 TREASURER OF SCHOOL DISTRICT

BANCORP.

OUTSTANDING CHECKS 10/31/2015

date	ck number	amount
10/31/2015	HCR/HRA	\$ 3,241.40

\$ 3,241.40

M & T BANK
GST Trust & Agency Account
Treasurer's Monthly Report
for the period
From October 1, 2015 to October 31, 2015

Total available balance as reported at the end of preceding period \$ 988,002.32

RECEIPTS DURING MONTH

(With breakdown of source including full amount of all short term loans)

Date	Source	Amount	
	Deposits & Interest	\$ 26,234.14	
	Transfer from General Fund for Health Care-Aug/Sept	\$ 32,236.65	
	Transfer(s) from General Fund-5010	\$ 4,909,885.15	
	Transfer(s) from Federal Fund-7472	\$ 495,902.35	
	Total Receipts	\$ 5,464,258.29	
	Total Receipts, including balance		\$ 6,452,260.61

DISBURSEMENTS MADE DURING MONTH

By Check

From Check No. 8904 To Check No. 8931 \$ 44,907.83

By Debit Charge

Consolidated Net Payroll(s)-5044	\$ 3,396,231.80
IRS USA Tax Payment(s)	\$ 1,311,800.71
ERS & TRS	\$ 39,275.68
Omni	\$ 144,593.84
New York State Withhold(s)	\$ 219,448.06
Wire to 5 Star - 1st Q ADM, NU, EA, TA & SS HRA	\$ 103,917.24
Support staff/EA Union wire	\$ 45,317.59

(Total amount of checks issued and debit charges) \$ 5,305,492.75

Cash Balance as shown by records \$ 1,146,767.86

RECONCILIATION WITH BANK STATEMENT

Balance as given on bank statement, end of month \$ 1,198,664.50

Less total of outstanding checks \$ (51,896.64)

Pending transfer(s)

(Must agree with Cash Balance above if there is a true reconciliation) \$ 1,146,767.86

Received by the Board of Education and entered as a part of the
 Minutes of the Board meeting held December 1, 2015.

Doretta Houghson
 Clerk of Board of Education

This is to certify that the above Cash
 Balance is in agreement with my bank
 statement, as reconciled.

Janice Conley
 TREASURER OF SCHOOL DISTRICT

GREATER SOUTHERN TIER BOCES

Outstanding Check Listing

Bank Account: TAMT - M&T - TA Fund

Check Number	Check Date	Remit To	Warrant	Fund	Recorded	Statement Date	Check Amount	Check Number
008924	10/29/2015	CHEMUNG COUNTY SHERIFF DEPT	0042	TA	No		\$631.32	008924
008865	07/23/2015	ESTATE OF JESSE AUSTIN EDSALL	0010	No	No		\$74.11	008865
008925	10/29/2015	Greater Southern Tier BOCES Sieba Flex	0042	TA	No		\$3,807.32	008925
008917	10/15/2015	GST BOCES TEACHER AIDE ASSOCIATION MICHELLE PIERSON, TREASURER	0037	TA	No		\$991.57	008917
008926	10/29/2015	GST BOCES TEACHER AIDE ASSOCIATION MICHELLE PIERSON, TREASURER	0042	TA	No		\$1,010.91	008926
008927	10/29/2015	NYS CHILD SUPPORT PROCESSING CENTER	0042	TA	No		\$2,212.06	008927
1609ERS4	10/29/2015	NYS EMPLOYEES RETIREMENT SYSTEM	0043	TA	No		\$6,071.61	1609ERS4
1609ERS5	10/29/2015	NYS EMPLOYEES RETIREMENT SYSTEM	0043	TA	No		\$4,083.65	1609ERS5
1609ERS6	10/29/2015	NYS EMPLOYEES RETIREMENT SYSTEM	0043	TA	No		\$8,498.24	1609ERS6
1609ERSARR	10/29/2015	NYS EMPLOYEES RETIREMENT SYSTEM	0043	TA	No		\$1,046.52	1609ERSARR
1609ERSLON	10/29/2015	NYS EMPLOYEES RETIREMENT SYSTEM	0043	TA	No		\$19,567.66	1609ERSLON
008928	10/29/2015	Pennsylvania SCDU	0042	TA	No		\$262.36	008928
008923	10/29/2015	SECURITY MUTUAL LIFE INSURANCE CO OF NY 100 COURT STREET	0041	No	No		\$2,675.00	008923
008929	10/29/2015	SHERIFF OF STEUBEN COUNTY	0042	TA	No		\$59.99	008929
008930	10/29/2015	UNITED WAY OF THE SOUTHERN TIER	0042	TA	No		\$622.05	008930
008931	10/29/2015	US DEPARTMENT OF EDUCATION NATIONAL PAYMENT CENTER	0042	TA	No		\$126.59	008931
008675	11/06/2014	WALTON ESTATE OF THOMAS L.	0055	No	No		\$147.68	008675
Subtotal for Bank Account: TAMT - M&T - TA Fund							\$51,896.64	\$51,896.64
Grand Total							\$51,896.64	\$51,896.64
Net							\$51,896.64	\$51,896.64

Selection Criteria

Bank Account: TAMT
Check date is thru 10/31/2015
Checks Cleared/Voided Thru: 10/31/2015
Sort by: Remit To
Printed by JENNIFER L. MORRIS

**Five Star Bank
GST Flex Account
Treasurer's Monthly Report
for the period
From October 1, 2015 to October 31, 2015**

Total available balance as reported at the end of preceding period \$21,015.41

RECEIPTS DURING MONTH

(With breakdown of source including full amount of all short term loans)

Date	Source	Amount
	Deposits & Credits plus Interest	\$60,434.18

Total Receipts	\$60,434.18	
Total Receipts, including balance		\$81,449.59

DISBURSEMENTS MADE DURING MONTH By Check

From Check No. 4706 To Check No. 4727	\$13,776.45
---------------------------------------	-------------

Wires & Transfers	\$41,117.88
-------------------	-------------

By Debit Charge (Total amount of checks issued and debit charges)		
TOTAL Cash Balance		\$26,555.26

RECONCILIATION WITH BANK STATEMENT

Balance as given on bank statement, end of month	\$30,862.96
--	-------------

Less total of outstanding check	\$4,307.70
---------------------------------	------------

(Should agree with Cash Balance ABOVE unless there are
Undeposited funds in treasurer's hands)

Amount of receipts undeposited (add)

(See reverse side of report)


Total available balance

(Must agree with Cash Balance above if there is a true reconciliation)		\$26,555.26
--	--	-------------

Received by the Board of Education and entered as a part of the
Minutes of the Board meeting held December 1, 2015.

This is to certify that the above Cash
Balance is in agreement with my bank
statement, as reconciled.

Doretta Hughson
CLERK OF BOARD OF EDUCATION


TREASURER OF SCHOOL DISTRICT

FIVE STAR FLEX CHECKING				
OUTSTANDING CHECKS		10/31/2015		
date	ck number	amount		
10/26/2015	4718	\$ 209.96		
10/26/2015	4719	\$ 105.00		
10/26/2015	4720	\$ 126.64		
10/26/2015	4721	\$ 300.00		
10/26/2015	4722	\$ 718.00		
10/26/2015	4723	\$ 152.00		
10/26/2015	4724	\$ 109.00		
10/26/2015	4725	\$ 73.00		
10/26/2015	4726	\$ 14.10		
10/26/2015	4727	\$ 2,500.00		
		\$ 4,307.70		

Five Star Bank
GST BOCES Flex Money Market Account
Treasurer's Monthly Report
for the period
From October 1, 2015 To October 31, 2015

Total available balance as reported at the end of preceding period \$1,118,553.36

RECEIPTS DURING MONTH

(With breakdown of source including full amount of all short term loans)

Date	Source	Amount
	Deposits & Credits plus Interest	\$103,956.98
	Total Receipts	
	Total Receipts, including balance	\$1,222,510.34

DISBURSEMENTS MADE DURING MONTH By Check

From Check No. To Check No.

Wires & Transfers \$50,000.00

By Debit Charge (Total amount of checks issued and debit charges)

TOTAL Cash Balance \$1,172,510.34

RECONCILIATION WITH BANK STATEMENT

Balance as given on bank statement, end of month \$1,172,510.34

Less total of outstanding check

(Should agree with Cash Balance ABOVE unless there are
Undeposited funds in treasurer's hands)

Amount of receipts undeposited (add)

(See reverse side of report)


Total available balance

(Must agree with Cash Balance above if there is a true reconciliation) \$1,172,510.34

Received by the Board of Education and entered as a part of the
Minutes of the Board meeting held December 1, 2015.

This is to certify that the above Cash
Balance is in agreement with my bank
statement, as reconciled.

Doretta Hughson
CLERK OF BOARD OF EDUCATION


TREASURER OF SCHOOL DISTRICT

Five Star Bank
GST BOCES General Fund MM Account # 751749885
Treasurer's Monthly Report
for the period
From October 1, 2015 to October 31, 2015

Total available balance as reported at the end of preceding period \$96,438.09

RECEIPTS DURING MONTH

(With breakdown of source including full amount of all short term loans)

Date	Source	Amount
	Deposits & Credits plus Interest	\$3.38
	Total Receipts	
	Total Receipts, including balance	\$96,441.47

DISBURSEMENTS MADE DURING MONTH By Check

From Check No. To Check No.

Service Charge

Wires & Transfers

By Debit Charge (Total amount of checks issued and debit charges) \$96,441.47

TOTAL Cash Balance

RECONCILIATION WITH BANK STATEMENT

Balance as given on bank statement, end of month \$96,441.47

Transfer wire fees to be credited

Less total of outstanding check

(Should agree with Cash Balance ABOVE unless there are
Undeposited funds in treasurer's hands)

Amount of receipts undeposited (add)

(See reverse side of report)

Total available balance \$96,441.47

(Must agree with Cash Balance above if there is a true reconciliation)

Received by the Board of Education and entered as a part of the
Minutes of the Board meeting held December 1, 2015.

Doretta Hughson
CLERK OF BOARD OF EDUCATION

This is to certify that the above Cash
Balance is in agreement with my bank
statement, as reconciled.


TREASURER OF SCHOOL DISTRICT

**First Niagara
GST Escrow Agent Account
Treasurer's Monthly Report
for the period
From October 1, 2015 to October 31, 2015**

Total available balance as reported at the end of preceding period \$310.23

RECEIPTS DURING MONTH

(With breakdown of source including full amount of all short term loans)

Date	Source	Amount
	Deposits & Credits plus Interest	
	Total Receipts	
	Total Receipts, including balance	\$310.23

DISBURSEMENTS MADE DURING MONTH By Check

From Check No.	To Check No.	
Wires & Transfers		\$0.00

By Debit Charge (Total amount of checks issued and debit charges)	\$0.00
TOTAL Cash Balance	\$310.23

RECONCILIATION WITH BANK STATEMENT

Balance as given on bank statement, end of month	\$310.23
Less total of outstanding check	\$0.00

(Should agree with Cash Balance ABOVE unless there are Undeposited funds in treasurer's hands)


Amount of receipts undeposited (add)	
(See reverse side of report)	

Total available balance	
(Must agree with Cash Balance above if there is a true reconciliation)	\$310.23

Received by the Board of Education and entered as a part of the Minutes of the Board meeting held December 1, 2015.

Doretta Hughson
CLERK OF BOARD OF EDUCATION

This is to certify that the above Cash Balance is in agreement with my bank statement, as reconciled.


TREASURER OF SCHOOL DISTRICT

**First Niagara
GST Escrow Agent Account
Treasurer's Monthly Report
for the period
From October 1, 2015 to October 31, 2015**

Total available balance as reported at the end of preceding period \$4,998.00

RECEIPTS DURING MONTH

(With breakdown of source including full amount of all short term loans)

Date	Source	Amount
	Deposits & Credits plus Interest	
	Total Receipts	
	Total Receipts, including balance	\$4,998.00

DISBURSEMENTS MADE DURING MONTH By Check

From Check No.	To Check No.	
	Wires & Transfers-Disbursement #10	\$1,005.00

By Debit Charge (Total amount of checks issued and debit charges)	\$1,005.00	
TOTAL Cash Balance		\$3,993.00


RECONCILIATION WITH BANK STATEMENT

Balance as given on bank statement, end of month	\$3,993.00	
Less total of outstanding check	\$0.00	
(Should agree with Cash Balance ABOVE unless there are Undeposited funds in treasurer's hands)		
Amount of receipts undeposited (add)		
(See reverse side of report)		
Total available balance		
(Must agree with Cash Balance above if there is a true reconciliation)		\$3,993.00

Received by the Board of Education and entered as a part of the
Minutes of the Board meeting held December 1, 2015.

Doretta Hughson
CLERK OF BOARD OF EDUCATION

This is to certify that the above Cash
Balance is in agreement with my bank
statement, as reconciled.


TREASURER OF SCHOOL DISTRICT

SunTrust
Energy Performance Escrow Account
Treasurer's Monthly Report
for the period
From October 1, 2015 to October 31, 2015

Total available balance as reported at the end of preceding period \$53,725.97

RECEIPTS DURING MONTH

(With breakdown of source including full amount of all short term loans)

Date	Source	Amount
	Deposits & Credits plus Interest	\$11.04
	Total Receipts	
	Total Receipts, including balance	\$53,737.01

DISBURSEMENTS MADE DURING MONTH By Check

From Check No. To Check No.

By Debit Charge (Total amount of checks issued and debit charges) \$53,737.01
TOTAL Cash Balance

RECONCILIATION WITH BANK STATEMENT

Balance as given on bank statement, end of month	\$53,737.01
Less total of outstanding check	\$0.00
(Should agree with Cash Balance ABOVE unless there are Undeposited funds in treasurer's hands)	
Amount of receipts undeposited (add)	
(See reverse side of report)	
Total available balance	
(Must agree with Cash Balance above if there is a true reconciliation)	\$53,737.01

Received by the Board of Education and entered as a part of the
Minutes of the Board meeting held December 1, 2015.

Doretta Hughson
CLERK OF BOARD OF EDUCATION

This is to certify that the above Cash
Balance is in agreement with my bank
statement, as reconciled.


TREASURER OF SCHOOL DISTRICT

**M & T BANK
 GST Payroll Account
 Treasurer's Monthly Report
 for the period
 From October 1, 2015 to October 31, 2015**

Total available balance as reported at the end of preceding period \$ 672.83

RECEIPTS DURING MONTH

(With breakdown of source including full amount of all short term loans)

Date	Source	Amount	
	Deposits and Credits plus Interest	\$ 3,396,234.46	
	Voided Checks	\$ 354.20	
	Total Receipts	\$ 3,396,588.66	
	Total Receipts, including balance		\$ 3,397,261.49

DISBURSEMENTS MADE DURING MONTH By Check

By Check

Fr Check 80723 to Check 81334	\$ 214,737.88	
Payroll Direct Deposit Wire 007	\$ 1,061,037.40	
Payroll Direct Deposit Wire 008	\$ 1,064,618.66	
Payroll Direct Deposit Wire 009	\$ 1,056,843.70	
	\$ 3,397,237.64	\$ 23.85

RECONCILIATION WITH BANK STATEMENT

Balance as given on bank statement, end of month	\$ 74,780.30	
Less total of outstanding checks	\$ (74,756.45)	
Total available balance		\$ 23.85

Received by the Board of Education and entered as a part of the
 Minutes of the Board meeting held December 1, 2015.

Doretta Hughson
 CLERK OF BOARD OF EDUCATION

This is to certify that the above Cash
 Balance is in agreement with my bank
 statement, as reconciled.

Janice Conley
 TREASURER OF SCHOOL DISTRICT

GREATER SOUTHERN TIER BOCES

Outstanding Check Listing

Bank Account: PayrollMT - M&T - Payroll

Check Number	Check Date	Remit To	Warrant Furd	Recorded	Statement Date	Check Amount	Check Number
081149	10/29/2015	ACKLAND/KYLE G.	No			\$933.41	081149
081150	10/29/2015	ADRIAN/SENJENNIE M.	No			\$402.84	081150
078485	06/25/2015	ALDERMAN/DESTINY	No			\$32.32	078485
081328	10/29/2015	ALLENSALLY J.	No			\$24.26	081328
081151	10/29/2015	ALMY/TINA H.	No			\$193.93	081151
081143	10/29/2015	AMES/TIMOTHY L.	No			\$528.30	081143
080130	09/03/2015	AMEY/SUSAN M.	No			\$242.41	080130
079710	08/20/2015	ASIELLO/JULIE B.	No			\$2.10	079710
081152	10/29/2015	BAGONIS/JESSICA A.	No			\$187.63	081152
081153	10/29/2015	BAILLEY/MELINDA M.	No			\$193.93	081153
078955	07/23/2015	BELL/BETH K.	No			\$7.09	078955
080746	10/01/2015	BENTLEY/BRIAN L.	No			\$1,293.80	080746
080931	10/15/2015	BENTLEY/BRIAN L.	No			\$1,293.80	080931
081112	10/29/2015	BENTLEY/BRIAN L.	No			\$1,293.80	081112
081140	10/29/2015	BENTLEY/CYNTHIA A.	No			\$878.30	081140
080151	09/03/2015	BENTON/ELAINE K.	No			\$239.49	080151
080787	10/01/2015	BENTON/ELAINE K.	No			\$88.88	080787
081154	10/29/2015	BERRY/SUMMER L.	No			\$187.63	081154
081148	10/29/2015	BIROSCAK/ELIZABETH A.	No			\$732.11	081148
081155	10/29/2015	BIVIANO/JULIE C.	No			\$193.93	081155
080539	09/17/2015	BLY/RICHARD V.	No			\$25.76	080539
081156	10/29/2015	BONHAM/WICHOLE L.	No			\$32.32	081156
081157	10/29/2015	BONNELL/CAROLINE M.	No			\$138.52	081157
080973	10/15/2015	BOSTWICK/ELISABETH S.	No			\$161.61	080973
081158	10/29/2015	BOWES/KATHLEEN G.	No			\$193.93	081158
080974	10/15/2015	BOYLAN/ELIZABETH A.	No			\$96.97	080974
081159	10/29/2015	BRACKEN/THERESA A.	No			\$382.70	081159
080791	10/01/2015	BROCK/PAMELA A.	No			\$32.32	080791
081160	10/29/2015	BROWN/CAMILLE H.	No			\$319.18	081160
080977	10/15/2015	BRUNING/RUTH E.	No			\$193.93	080977
081161	10/29/2015	BUCK/KIMBERLY A.	No			\$193.93	081161
081162	10/29/2015	BUNNELL/MARY M.	No			\$193.93	081162
081118	10/29/2015	BURGESS/CRYSTAL L.	No			\$16.16	081118
081164	10/29/2015	BURT/NICOLE A.	No			\$46.90	081164
081136	10/29/2015	BUTLER/RONALD E.	No			\$1,307.84	081136
081165	10/29/2015	CACCIA/REBECCA S.	No			\$45.04	081165
081166	10/29/2015	CALDWELL/DOROTHY A.	No			\$1,714.74	081166
081167	10/29/2015	CAMPBELL/APRIL J.	No			\$175.78	081167
081168	10/29/2015	CAPORICCI/CAROL A.	No			\$276.50	081168
081169	10/29/2015	CAPPUCCI/BARBARA	No			\$134.02	081169
081170	10/29/2015	CARRIGAN/LOVONA V.	No			\$97.78	081170
080986	10/15/2015	CECCE/CHRISTINA A.	No			\$181.45	080986
081171	10/29/2015	CECCE/CHRISTINA A.	No			\$94.99	081171

GREATER SOUTHERN TIER BOCES

Outstanding Check Listing
Bank Account: PayrollMT - M&T - Payroll

Check Number	Check Date	Remit To	Warrant	Fund	Recorded	Statement Date	Check Amount	Check Number
081119	10/29/2015	CHALKANDRE T.	No				\$48.49	081119
081101	10/29/2015	CHALMERSMARYANN J.	No				\$3.47	081101
081172	10/29/2015	CHAMBERLAINGLENN M.	No				\$348.74	081172
080800	10/01/2015	CHEROCKMICHELLE L.	No				\$94.99	080800
077882	05/21/2015	CHICHESTER TODD M.	No				\$1,381.77	077882
080742	10/01/2015	CHICHESTER TODD M.	No				\$1,401.60	080742
080927	10/15/2015	CHICHESTER TODD M.	No				\$1,401.60	080927
081107	10/29/2015	CHICHESTER TODD M.	No				\$283.84	081107
081173	10/29/2015	CHILDSJEAN F.	No				\$24.24	081173
078039	06/04/2015	CLARKMASON J.	No				\$4.05	081120
081120	10/29/2015	CLEVELANDPARKER N.	No				\$94.99	081174
081174	10/29/2015	COLEGROVEKORI M.	No				\$193.93	081175
081175	10/29/2015	CONDOMRICHARD J.	No				\$96.97	081176
081176	10/29/2015	CONNELLYMARIANNE O.	No				\$96.97	080802
080802	10/01/2015	COOKJOEL E.	No				\$32.32	080993
080993	10/15/2015	COOKJOEL E.	No				\$193.93	081177
081177	10/29/2015	COOKKELLY L.	No				\$40.41	077897
077897	05/21/2015	COOLEJAMAL E.	No				\$24.24	078041
078041	06/04/2015	COOLEJAMAL E.	No				\$48.48	081122
081122	10/29/2015	COOLEJAMAL E.	No				\$523.21	081178
081178	10/29/2015	COONRICHARD D.	No				\$115.57	081179
081179	10/29/2015	COOTSICAYLA J.	No				\$193.93	080997
080997	10/15/2015	CORNACCHIOMARIE C.	No				\$3.25	080531
080531	09/17/2015	CORNELLKATHRYN L.	No				\$21.27	081180
081180	10/29/2015	CORNISHKRISTEN A.	No				\$389.01	081181
081181	10/29/2015	COSTELLOVELIZABETH R.	No				\$313.98	081114
081114	10/29/2015	COUGHLINLAWRENCE K.	No				\$204.10	081182
081182	10/29/2015	CURRANJOANNE P.	No				\$26.27	078311
078311	06/18/2015	DALETYLER E.	No				\$187.63	081184
081184	10/29/2015	DALYCOLLEEN	No				\$31.27	081185
081185	10/29/2015	DECAMPMELODY K.	No				\$784.87	081103
081103	10/29/2015	DECKERDAVID C.	No				\$400.92	081186
081186	10/29/2015	DECKERPAIGE C.	No				\$193.93	081187
081187	10/29/2015	DEERYKEVIN S.	No				\$49.83	081188
081188	10/26/2015	DENNIS TERESA M.	No				\$3.15	078953
078953	07/23/2015	DITZELLMELINDA	No				\$509.34	081189
081189	10/29/2015	DOBBS THERESA L.	No				\$425.56	081190
081190	10/29/2015	DONOVANJENNIFER D.	No				\$55.52	080236
080236	09/03/2015	DURHAMEVETTE M.	No				\$175.78	081192
081192	10/29/2015	EARLEYERIN L.	No				\$40.41	081123
081123	10/29/2015	ECK JR SEAN A.	No				\$140.72	081193
081193	10/29/2015	EDENH EATHER L.	No				\$181.45	081194
081194	10/29/2015	EDWARDSJILL B.	No					

GREATER SOUTHERN TIER BOCES

Outstanding Check Listing

Bank Account: Payroll/MT - M&T - Payroll

Check Number	Check Date	Remit To	Warrant Fund	Recorded	Statement Date	Check Amount	Check Number
081195	10/29/2015	ELLIOTTANITA M.	No	No		\$193.93	081195
081196	10/29/2015	EMERSONGARY M.	No	No		\$31.40	081196
081125	10/29/2015	EVANSJOSHUA M.	No	No		\$14.14	081125
081006	10/15/2015	FAMIOGINA C.	No	No		\$60.03	081006
081197	10/29/2015	FAMIOGINA C.	No	No		\$222.63	081197
081198	10/29/2015	FINNERTYAMY A.	No	No		\$174.83	081198
081199	10/29/2015	FITCH-WILLJAMSLINDA S.	No	No		\$183.93	081199
081200	10/29/2015	FITZWATERIDIAN E.	No	No		\$187.63	081200
081201	10/29/2015	FLUMANABBY H.	No	No		\$113.12	081201
081202	10/29/2015	FORSYTHECORINA L.	No	No		\$187.63	081202
081203	10/29/2015	FOSTERICAROLE S.	No	No		\$1,215.25	081203
081204	10/29/2015	FRABONIMARY ELLEN	No	No		\$125.60	081204
081205	10/29/2015	FRASIERPATRICIA A.	No	No		\$62.79	081205
081206	10/29/2015	FUCHSJILL L.	No	No		\$183.93	081206
081207	10/29/2015	GAFSNAMNA	No	No		\$326.57	081207
080819	10/01/2015	GENTILEGABRIELLE L.	No	No		\$187.63	080819
081208	10/29/2015	GEORGEBRITTANY M.	No	No		\$175.78	081208
081209	10/29/2015	GIGLIOCHARLOTTE L.	No	No		\$120.05	081209
081210	10/29/2015	GROSSMEGHAN H.	No	No		\$62.54	081210
075820	10/08/2014	GUNNNICHOLAS C.	No	No		\$265.18	075820
081211	10/29/2015	GUYETTEVELYN M.	No	No		\$193.93	081211
081212	10/29/2015	HADLOCKPEGGY L.	No	No		\$193.93	081212
081115	10/29/2015	HAMKENNETH W.	No	No		\$973.88	081115
080826	10/01/2015	HANEYKIMBERLY	No	No		\$181.45	080826
081213	10/29/2015	HANSENKAREN L.	No	No		\$76.77	081213
081128	10/29/2015	HARRISLEVI A.	No	No		\$927.80	081128
081322	10/29/2015	HARTKAREN C.	No	No		\$245.01	081322
081214	10/29/2015	HEIDEMANNMARY	No	No		\$252.50	081214
080830	10/01/2015	HERRONMURIEL L.	No	No		\$138.22	080830
080293	09/03/2015	HESSLAURIE A.	No	No		\$48.48	080293
081215	10/29/2015	HEYWOODMATTHEW S.	No	No		\$1,023.21	081215
081141	10/29/2015	HIBBARDMICHELE R.	No	No		\$530.13	081141
081137	10/29/2015	HIGLEYMICHAEL A.	No	No		\$236.36	081137
078426	06/18/2015	HILLMANSARAH L.	No	No		\$293.63	078426
078837	07/09/2015	HILLMANSARAH L.	No	No		\$478.71	078837
079688	08/06/2015	HILLMANSARAH L.	No	No		\$32.32	079688
081216	10/29/2015	HOAGNICOLE M.	No	No		\$352.25	081216
080834	10/01/2015	HOFFMANFRANCES C.	No	No		\$352.25	080834
081016	10/15/2015	HOFFMANFRANCES C.	No	No		\$352.25	081016
081217	10/29/2015	HOFFMANFRANCES C.	No	No		\$93.82	081217
081218	10/29/2015	HOGANNTARA K.	No	No		\$646.98	081218
081116	10/29/2015	HOURIHAMBENJAMIN T.	No	No		\$129.29	081116
080929	10/15/2015	HUBBARDCAMERON L.	No	No			080929

GREATER SOUTHERN TIER BOCES

Outstanding Check Listing

Bank Account: PayrollMT - M&T - Payroll

Check Number	Check Date	Remit To	Warrant Furd	Recorded	Statement Date	Check Amount	Check Number
081109	10/29/2015	HUBBARD/CAMERON L.	No			\$202.02	081109
081219	10/29/2015	HUDOCK/STEPHEN J.	No			\$56.56	081219
080735	10/01/2015	HUNTER/TERRIE L.	No			\$2.93	080735
081102	10/29/2015	HURD/VASHLEY N.	No			\$174.83	081102
081020	10/15/2015	JACOBS/CATHERINE S.	No			\$96.97	081020
081220	10/29/2015	JOHNSON/LINDA L.	No			\$181.45	081220
081022	10/15/2015	KASTENHUBER/JUDY	No			\$61.79	081022
081221	10/29/2015	KASTENHUBER/JUDY	No			\$61.79	081221
081222	10/29/2015	KELLEY/MICHAEL T.	No			\$480.77	081222
081223	10/29/2015	KELSEY/DONNALEE K.	No			\$193.93	081223
081224	10/29/2015	KERWAM/DIANE	No			\$193.93	081224
079543	08/06/2015	KIESL/DAWN Y.	No			\$84.99	079543
081329	10/29/2015	KINNERNEY/JAMES F.	No			\$1,175.02	081329
081225	10/29/2015	KLINE/PATRICIA A.	No			\$193.93	081225
081027	10/15/2015	KLOSS/NERAMY N.	No			\$161.61	081027
081110	10/29/2015	KNOWLES/WILLIAM	No			\$1,716.24	081110
076320	12/04/2014	KNOWLES/WILLIAM J.	No			\$14.57	076320
080846	10/01/2015	KOEHLER/JOSEPH	No			\$443.43	080846
081226	10/29/2015	KONEMICHAEL E.	No			\$182.63	081226
081227	10/29/2015	KORDELA/HELEN H.	No			\$193.93	081227
081228	10/29/2015	LAKOTA/ERIKA M.	No			\$193.93	081228
081229	10/29/2015	LAMBERT/SARAH R.	No			\$96.97	081229
080320	09/03/2015	LAWAS/CHRISTINE A.	No			\$398.90	080320
081230	10/29/2015	LEACH/KYLE J.	No			\$187.63	081230
081231	10/29/2015	LINDQUIST/BONNIE G.	No			\$193.93	081231
081232	10/29/2015	LORDEN/REBEKAH D.	No			\$96.97	081232
081233	10/29/2015	LOVELESS/ROBERT W.	No			\$32.32	081233
081234	10/29/2015	MAC PHERSON/SHELLEY A.	No			\$193.93	081234
080656	08/17/2015	MACHUGA/KARIN M.	No			\$89.99	080656
081235	10/29/2015	MANNING/ELISSA M.	No			\$193.93	081235
081236	10/29/2015	MARTONE/CAROLYN	No			\$96.97	081236
081237	10/29/2015	MASIA/MAFALDA	No			\$47.10	081237
081238	10/29/2015	MASLA/RANGELA	No			\$96.97	081238
081239	10/29/2015	MATHERS/KATY L.	No			\$187.63	081239
081240	10/29/2015	MATTESON/THERESE H.	No			\$183.93	081240
081241	10/29/2015	MC GEE/GAIL D.	No			\$193.93	081241
078952	07/23/2015	MCCLURE/BRENDA J.	No			\$2.63	078952
081034	10/15/2015	MCEVOY/PATRICIA M.	No			\$99.65	081034
081242	10/29/2015	MCEVOY/PATRICIA M.	No			\$99.65	081242
081243	10/29/2015	MCLAUGHLIN/ELLEN S.	No			\$679.19	081243
081037	10/15/2015	MEAD/LAWRENCE E.	No			\$333.42	081037
081244	10/29/2015	MEAD/LAWRENCE E.	No			\$333.42	081244
081245	10/29/2015	MILES/NANCY A.	No			\$161.61	081245

GREATER SOUTHERN TIER BOCES

Outstanding Check Listing

Bank Account: PayrollMT - M&T - Payroll

Check Number	Check Date	Remit To	Warrant	Fund	Recorded	Statement Date	Check Amount	Check Number
080855	10/01/2015	MILEYRENEE C.	No				\$323.83	080855
081247	10/28/2015	MOFFE DIANE V.	No				\$298.12	081247
081323	10/29/2015	MOSCHETTIVINCENT A.	No				\$94.93	081323
079209	07/23/2015	MOSES YVONNE C.	No				\$455.90	079209
081248	10/28/2015	MOSHIER BRENDA L.	No				\$193.93	081248
080861	10/01/2015	NICHOLSERICA J.	No				\$148.54	080861
080534	08/17/2015	NICOLAEKIMBERLY S.	No				\$7.88	080534
081249	10/29/2015	NICOLOMAUREEN V.	No				\$152.63	081249
081250	10/29/2015	NIFORATOSVANGELA R.	No				\$174.83	081250
081251	10/28/2015	NISCOLAURIE E.	No				\$132.04	081251
077101	02/28/2015	NOBLESCHRISTOPHER J.	No				\$7.38	077101
081252	10/29/2015	NOONANMELISSA M.	No				\$193.93	081252
081253	10/28/2015	NOONAN-MECKAMANDA J.	No				\$193.93	081253
081254	10/29/2015	O'BIRECKSHEILA A.	No				\$181.45	081254
081255	10/28/2015	O'HARAVANNELISE K.	No				\$193.93	081255
081256	10/28/2015	OSTRANDERPATRICIA L.	No				\$48.48	081256
081257	10/28/2015	OWENGERTRUDE M.	No				\$92.35	081257
081258	10/29/2015	PALMERKELLY L.	No				\$193.93	081258
081324	10/29/2015	PARFIANOWICZMARTYNA A.	No				\$1,391.93	081324
081259	10/29/2015	PARMENTERAMY L.	No				\$96.97	081259
081139	10/28/2015	PECKCYNDIE L.	No				\$1,211.49	081139
081260	10/28/2015	PERRYMICHAEL L.	No				\$60.03	081260
081261	10/28/2015	PETERSHAL S.	No				\$37.25	081261
081262	10/29/2015	PETZKEIKAREN L.	No				\$323.08	081262
081263	10/29/2015	PIROZZOLO SUSAN C.	No				\$193.93	081263
081264	10/29/2015	PRESTONPATRICIA O.	No				\$60.03	081264
081265	10/29/2015	PRINCIOTTOMICHELE M.	No				\$1,282.68	081265
078739	08/25/2015	PROULX RACHIEL L.	No				\$62.54	078739
080736	10/01/2015	PRUTSMANTONIA L.	No				\$7.88	080736
078951	07/23/2015	QUINLAMELIZABETH S.	No				\$4.20	078951
081267	10/29/2015	REYNOLDSERICA S.	No				\$242.41	081267
081268	10/29/2015	REYNOLDSKEVIN P.	No				\$449.62	081268
081269	10/29/2015	RIPLEYNORA M.	No				\$186.58	081269
081056	10/15/2015	ROBBINSAMANDA L.	No				\$358.83	081056
081270	10/29/2015	ROBERTMLAURIE J.	No				\$96.97	081270
081271	10/29/2015	ROBINSONSHERYL G.	No				\$235.31	081271
081272	10/29/2015	ROMANMICHELE	No				\$193.93	081272
077457	03/26/2015	RUSHMORETABITHA J.	No				\$166.23	077457
081130	10/29/2015	RYANISAIAH J.	No				\$20.20	081130
081273	10/29/2015	RYAN SANDRA S.	No				\$193.93	081273
081274	10/29/2015	SADLERIVYVONNE M.	No				\$129.29	081274
081275	10/29/2015	SANTOBIANCO NANCY B.	No				\$425.43	081275
075405	09/11/2014	SCANLONMELIZABETH	No				\$94.80	075405

GREATER SOUTHERN TIER BOCES

Outstanding Check Listing

Bank Account: PayrollMT - M&T - Payroll

Check Number	Check Date	Remit To	Warrant Fund	Recorded	Statement Date	Check Amount	Check Number
081064	10/15/2015	SCANLONMELIZABETH	No	No		\$94.99	081064
081065	10/15/2015	SCHARBOROUGHGTAMARA A.	No	No		\$72.73	081065
081276	10/29/2015	SCHOONOVERREBECCA G.	No	No		\$283.99	081276
080682	09/17/2015	SEMMELJASON R.	No	No		\$108.41	080682
081277	10/29/2015	SEYMOURCASSIE A.	No	No		\$32.32	081277
081278	10/29/2015	SHAFFERKAREN J.	No	No		\$187.63	081278
081279	10/29/2015	SHARRETTKEVIN C.	No	No		\$33.25	081279
081280	10/29/2015	SHAWGAIL M.	No	No		\$138.52	081280
081068	10/15/2015	SHAWMONA	No	No		\$134.84	081068
081281	10/29/2015	SHELTONMANNE M.	No	No		\$96.97	081281
080530	08/17/2015	SHERERERIKA S.	No	No		\$3.15	080530
081282	10/29/2015	SHUTTERJUDITH	No	No		\$193.93	081282
081069	10/15/2015	SHUTTERKRISTY J.	No	No		\$129.29	081069
081283	10/29/2015	SIRIANMICHHELLE A.	No	No		\$556.51	081283
081284	10/29/2015	SIXLAURA D.	No	No		\$96.97	081284
078954	07/23/2015	SLAVINJAIME L.	No	No		\$1.05	078954
080431	09/03/2015	SMITHBRADLEY W.	No	No		\$218.91	080431
081285	10/29/2015	SMITHCLARISSA R.	No	No		\$32.32	081285
080766	10/01/2015	SMITHJARED M.	No	No		\$36.37	080766
080951	10/15/2015	SMITHJARED M.	No	No		\$48.49	080951
081132	10/29/2015	SMITHJARED M.	No	No		\$36.37	081132
081286	10/29/2015	SMITHKRISTY N.	No	No		\$167.63	081286
081287	10/29/2015	SMOCKPHILIP L.	No	No		\$341.88	081287
079707	08/20/2015	SPARKSIREBECCA M.	No	No		\$3.15	079707
081288	10/29/2015	SPARKSIREBECCA M.	No	No		\$161.45	081288
081133	10/29/2015	SPECIALFRANK M.	No	No		\$1,131.27	081133
081289	10/28/2015	SQUIRESJENNIFER B.	No	No		\$193.93	081289
081326	10/29/2015	STANTONWAYNE M.	No	No		\$1,069.44	081326
081290	10/29/2015	STEINELIZABETH A.	No	No		\$69.26	081290
081134	10/29/2015	STEPHENSANTHONY M.	No	No		\$48.49	081134
081291	10/29/2015	STERLINGLAURIE E.	No	No		\$193.93	081291
081282	10/29/2015	STONERPHILLIP M.	No	No		\$187.63	081292
080444	09/03/2015	STOOKSMILISSA J.	No	No		\$109.39	080444
081293	10/29/2015	STOOKSMILISSA J.	No	No		\$181.45	081293
080893	10/01/2015	STRONGKRISTINE	No	No		\$96.97	080893
081295	10/29/2015	TAFTDESTINY	No	No		\$32.32	081295
081296	10/29/2015	TANGORREMARY LOU	No	No		\$159.66	081296
081135	10/29/2015	TARBYNICHOLAS A.	No	No		\$36.37	081135
081297	10/29/2015	TAYLORREBECCA L.	No	No		\$181.45	081297
081298	10/29/2015	TEETSITAMMY L.	No	No		\$132.04	081298
081299	10/29/2015	TERWILLIGERTHOMAS A.	No	No		\$96.97	081299
081301	10/29/2015	TROCCIAWARY FRANCES	No	No		\$103.89	081301
080484	09/03/2015	TURNERMOLLY S.	No	No		\$193.93	080484

GREATER SOUTHERN TIER BOCES

Outstanding Check Listing
Bank Account: PayrollMT - M&T - Payroll

Check Number	Check Date	Remit To	Warrant	Fund	Recorded	Statement Date	Check Amount	Check Number
081111	10/29/2015	UPDIKESTEPHEN L.			No		\$619.52	081111
081302	10/29/2015	VAKENERISARA E.			No		\$193.93	081302
081305	10/29/2015	VANORDERDAWN R.			No		\$394.57	081305
081306	10/29/2015	VANSLOOTENJORDAN B.			No		\$187.63	081306
081307	10/29/2015	VISELLIKATHLEEN M.			No		\$193.93	081307
081330	10/29/2015	WADSWORTHLAURA A.			No		\$1,256.39	081330
080898	10/01/2015	WALTERJAMES			No		\$120.05	080898
081308	10/29/2015	WALTONWENDI			No		\$193.93	081308
080899	10/01/2015	WATSONCHARLENE A.			No		\$3.02	080899
081309	10/29/2015	WELLVERISARAH S.			No		\$193.93	081309
081310	10/29/2015	WESTNICOLE L.			No		\$187.63	081310
081311	10/29/2015	WHALENSUZANNE R.			No		\$181.45	081311
081312	10/29/2015	WHITTALLCOLLEEN R.			No		\$157.58	081312
081144	10/29/2015	WILLSJEFFREY L.			No		\$807.47	081144
081313	10/29/2015	WILSONCHERYL V.			No		\$300.14	081313
081142	10/29/2015	WILSONLEON W.			No		\$1,180.01	081142
081314	10/29/2015	WIPFLERKATHY J.			No		\$92.35	081314
081315	10/29/2015	WOODHOUSESANDRA L.			No		\$193.06	081315
081316	10/29/2015	WOODWARDWELISSA L.			No		\$101.07	081316
081317	10/29/2015	WORTHEYDEBRA S.			No		\$138.52	081317
081318	10/29/2015	WRIGHTCHERYL B.			No		\$64.64	081318
081320	10/29/2015	WRIGHTLAURA D.			No		\$32.32	081320
081334	10/29/2015	WYANTJAMES E.			No		\$529.90	081334
081321	10/29/2015	ZEPPLYN A.			No		\$46.90	081321
Subtotal for Bank Account: PayrollMT - M&T - Payroll							\$74,756.45	
							Net	\$74,756.45

Check Number	Check Date	Remit To	Warrant	Fund	Recorded	Statement Date	Check Amount	Check Number
Grand Total							\$74,756.45	
Net							\$74,756.45	

Selection Criteria

Bank Account: PayrollMT
Check date is thru 10/31/2015
Checks Cleared/Voided Thru: 10/31/2015
Sort by: Remit To
Printed by JENNIFER L. MORRIS

INTERNAL CLAIMS AUDITOR REPORT

October 2015

4-C

of Checks Processed--947

Discovered Condition	Check#	Internal Claims Auditor Requested Corrective Action	Corrective Action Taken
Appropriate approval signature for authorizing payment lacking.			
Appropriate expense codes not used ie 200 Equipment, 300 Supplies.	26332	Incorrect code used for payment	Check recoded
	26337	Incorrect code used for payment	Check recoded
	72178	Incorrect code used for payment	Check recoded
	72245	Incorrect code used for payment	Check recoded
	72481	Incorrect code used for payment	Check recoded
	72735	Incorrect code used for payment	Check recoded
Invoice # on warrant/check doesn't match invoice.	26479	Incorrect Invoice # on check	Correct invoice # written on check
	72184	Incorrect Invoice # on check	Correct invoice # written on check
	72277	Incorrect Invoice # on check	Correct invoice # written on check
	72307	Incorrect Invoice # on check	Correct invoice # written on check
	72379	Incorrect Invoice # on check	Correct invoice # written on check
	72448	Incorrect Invoice # on check	Correct invoice # written on check
	72528	Incorrect Invoice # on check	Correct invoice # written on check
	72657	Incorrect Invoice # on check	Correct invoice # written on check
72721	Incorrect Invoice # on check	Correct invoice # written on check	
Itemized claims/invoice amounts do not total to check amount.	26330	Incorrect amount	Void & reissue
	72492	Incorrect amount	Void & reissue
	72515	Incorrect amount	Void & reissue
Payment request is lacking sufficient documentation proving receipt of items/services.			
Remit name/address is incorrect.	26385	Incorrect address	Modified vendor address*
	26433	Incorrect address	Modified vendor address*
	72182	Incorrect address	Void & reissue
	72193	Incorrect address	Modified vendor address*
	72262	Incorrect address	Modified vendor address*
	72650	Incorrect address	Void & reissue
OTHER: Specify	26405	Incorrect PO number	Check recoded
	72168	Late fee charged	AP received late from Print Shop
	72199	Labor quantity incorrect	Void & reissue
	72255	Incorrect contract number	Corrected on check
	72433	Incorrect invoice	Received revised invoice
	72528	Incorrect PO number	Check recoded
	72604	Incorrect invoice statement	Received revised invoice
	72637	Tax paid	Void & reissue

*Envelope made out with correct address

Internal Claims Auditor: Signature

Debra Meyer-Haight
11/20/15

Date:

**INTERNAL CLAIMS AUDITOR REPORT ON
ITEMS REPORTED TO MANAGEMENT AND RESOLVED**

October 2015

<u>QUESTION</u>	<u>RESOLUTION</u>
None	None

Debra Moyer-Haight
Internal Claims Auditor

11/20/15
Date



FINANCE

Upon the recommendation of the Superintendent, and on the motion of _____, seconded by _____, it is resolved that the following finance actions are hereby taken:

A. General Fund Establishments and Adjustments.

1. Budget Establishments for 2015-2016:

Item #	CoSer #	Title	In the Amount of
051-16	574.595	SIP w/Herkimer-Fulton-Hamilton-Otsego BOCES	\$900
052-16	575.495	Computer Services, Inst w/WFL BOCES	\$700

These establishments will be supported as follows:

051-16	574.595	Waverly: \$900
052-16	575.495	Bath: \$350 and Hornell: \$350

2. Budget Increases for 2015-2016:

Item #	CoSer #	Title	Increase	From	To
053-16	318.000	Shared Supervision	\$ 249,681	\$ 184,168	\$ 433,849
054-16	401.000	Arts in Education	\$ 2,000	\$ 384,490	\$ 386,490
055-16	416.494	Academic Programs, Special Fac. w/Monroe 1	\$ 604	\$ 37	\$ 641
056-16	419.693	Academic Programs, Special Fac. w/TST BOCES	\$ 450	\$ 180	\$ 630
057-16	438.594	Distance Learning w/OCM BOCES	\$ 18,924	\$ 56,772	\$ 75,696
058-16	511.000	Printing	\$ 39,301	\$ 1,049,106	\$ 1,088,407
059-16	523.493	Interscholastic Sports Coordination w/GV BOCES	\$ 110	\$ 5,900	\$ 6,010
060-16	525.000	Staff Development: Certified & Administrative	\$ 16,335	\$ 1,795,314	\$ 1,811,649
061-16	527.000	Instructional Materials (Science Resource Center)	\$ 20,586	\$ 774,669	\$ 795,255
062-16	550.591	Computer Service, Instructional w/Erie 1 BOCES	\$ 792	\$ 1,152,717	\$ 1,153,509
063-16	609.000	Safety/Risk Management	\$ 12,170	\$ 730,945	\$ 743,115
064-16	629.591	Computer Service, Management w/Erie 1 BOCES	\$ 2,532	\$ 3,201,983	\$ 3,204,515

These increases will be supported as follows:

053-16	318.000	Avoca: \$26,310, Canaseraga: \$26,310, Coming: \$105,238, Elmira: \$65,774 and Waverly: \$26,049
054-16	401.000	Avoca: \$2,000
055-16	416.494	Canisteo-Greenwood: \$256 and Coming: \$348
056-16	419.693	Spencer-Van Etten: \$450
057-16	438.594	Watkins Glen: \$18,924
058-16	511.000	Addison: \$593, Alfred-Almond: \$363, Arkport: \$295, Bath: \$408, Bradford: \$111, Campbell-Savona: \$581, Canaseraga: \$110, Canisteo-Greenwood: \$525, Coming: \$20,803, Elmira: \$4,409, Elmira Heights: \$205, Hornell: \$270, Horseheads, \$3,199, Odessa-Montour: \$648, Prattsburgh: \$243, Spencer-Van Etten: \$170, Watkins Glen: \$708, Waverly: \$5,603 and Misc. Revenue: \$57
059-16	523.493	Bath: \$110
060-16	525.000	Avoca: \$10,000 and Bath: \$6,335
061-16	527.000	Bath: \$7,984, Hornell: \$4,838 and CAEW BOCES (Fillmore \$7,764)
062-16	550.591	Alfred-Almond: \$470, Canaseraga: (\$57) and Jasper-Troupsburg: \$379
063-16	609.000	Avoca: \$170 and Coming: \$12,000
064-16	629.591	Alfred-Almond: \$215, Canaseraga: (\$709), Hammondsport: \$2,988 and Jasper-Troupsburg: \$38

3. Budget Decreases for 2015-2016:

Item #	CoSer #	Title	Decrease	From	To
065-16	251.493	Staffing 1:6:1 w/GV BOCES	\$ 31,284	\$ 187,444	\$ 156,160

066-16	426.000	Exploratory Enrichment	\$	2,000	\$	129,888	\$	127,888
067-16	512.000	Computer Service Instructional	\$	3,607	\$	2,486,913	\$	2,483,306
068-16	616.594	Cooperative Bidding Coord.. w/OCM BOCES	\$	980	\$	31,600	\$	30,620
069-16	633.493	Employee Benefit Coordination w/GV BOCES	\$	5,603	\$	74,529	\$	68,926

These decreases will be supported as follows:

065-16	251.493	Avoca: (\$65,034) and Bath: \$33,750
066-16	426.000	Avoca: (\$2,000)
067-16	512.000	Hornell: (\$4,838) and Horseheads: \$1,231
068-16	616.594	Elmira: (\$980)
069-16	633.493	Addison: (\$5,603)

4. Transfers within programs for 2015-2016:

a. Transfers in excess of \$10,000.

<u>COSER NO.</u>	<u>PROGRAM</u>	<u>BUDGET CODE</u>	<u>TRANSFER IN</u>	<u>TRANSFER OUT</u>
512	Computer Service, Instructional	A512-6360-200-0-18 Equipment		\$56,891
		A512-6360-204-0-18 Small Equip.	\$31,522	
		A512-6360-400-0-18 Contract & Other	\$25,369	
		TOTAL	\$56,891	\$56,891
525	Staff Dev: Cert. & Admin.	A525-6261-490-1-07 Other Schools/BOCES		\$10,000
		A525-6261-490-6-07 Other Schools/BOCES	\$10,000	
		TOTAL	\$10,000	\$10,000

B. Federal Fund Establishments and Adjustments.

1. Budget Establishments for 2015-16:

- a. WIA, Title 2, Adult Education & Literacy (Literacy Zone) Grant be established in the amount of \$99,824 for the period July 1, 2015 through June 30, 2016 as attached. Approval was received on October 27, 2015.

C. Acceptance of Donated items.

- 1. 1000 lbs. of scrap material to Bush CTE program Welding classes from Cameron Manufacturing & Design, PO Box 478 Horseheads, NY 14845.

D. Permission to Sell.

- 1. Permission to sell lumber cut from the Coopers campus for forest management and milled by students in the Heavy Equipment program.

E. Authorization to pay the following membership dues.

- 1. New York State School Boards Association (NYSSBA) in the amount of \$10,748 for 2016.



Schuyler-Steuben-Chemung-Tioga-Allegany BOCES

REQUEST OF THE BOARD OF EDUCATION FOR ACCEPTANCE OF GRANT AWARD

Staff Contact Person: Tim Driscoll/Chris Weinman

Title of Grant: WIA Title 2 - Adult Education & Literacy Grant (Literacy Zone)

Funding Source: New York State Education Department

Amount: \$99,824

Time Period Covered by Grant: 7/1/2015 to 6/30/2016

Collaborating Partner Agencies/Entities:

Lead Agency: Greater Southern Tier BOCES

Target Population: Adults

Purpose(s) of Grant:

To provide assessment, literacy instruction, GED preparation & career training opportunities.

Staffing Needs (if any): 0.03 Director, .50 Coordinator, .09 support staff and part time hourly instructors/case managers.

Anticipated Activities/Staff Main Duties/Responsibilities:

Assessment, GED Preparation, Career Training

B1A

PERSONNEL

Upon the recommendation of the Superintendent, and on the motion of _____, seconded by _____, it is resolved that the following personnel actions are hereby taken:

A. Retirements

1. **Kathleen Drake**
 Position: **Teacher, Special Education**
 Effective: **end of day September 24, 2015**
 Date of Hire: **September 2, 1992**

2. **Timothy Quinlan**
 Position: **Teacher, Criminal Justice**
 Effective: **January 3, 2016**
 Date of Hire: **October 30, 2000**

3. **Denise Bates**
 Position: **Typist**
 Effective: **end of day January 15, 2016**
 Date of Hire: **December 8, 1980**

B. Resignations

1. **Kyle Ackland**
 Position: **Network Technology Specialist**
 Effective: **November 1, 2015**
 Date of Hire: **December 22, 2008**
 Reason: **to accept the position of Computer Services Coordinator with GST BOCES**

2. **Ashley Rose**
 Position: **Teacher Aide**
 Effective: **end of day November 18, 2015**
 Date of Hire: **September 8, 2015**
 Reason: **personal reasons**

3. **Laura Beasley**
 Position: **Adult Education LPN Instructor**
 Effective: **end of day December 4, 2015**
 Date of Hire: **July 1, 2013**
 Reason: **other employment**

4. **Charles Shauf**
 Position: **Cleaner**

Effective: end of day December 9, 2015
Date of Hire: September 1, 2008
Reason: personal reasons

5. Kara Deats

Position: **Teaching Assistant**
Effective: end of day December 10, 2015
Date of Hire: March 19, 2013
Reason: other employment

C. Constructive Resignations

1. Denise Winfield

Position: **Teacher Aide**
Effective: end of day September 7, 2015
Date of Hire: January 24, 1994
Reason: resignation pursuant to Chemung County/City of Elmira Regional Civil Service Commission Rule XIX(1)

2. Sandra Furney

Position: **Teacher Aide**
Effective: end of day January 5, 2015
Date of Hire: September 1, 2000
Reason: resignation pursuant to Chemung County/City of Elmira Regional Civil Service Commission Rule XIX(1)

D. Salary Change

1. Scott Vang

Position: Network Technology Specialist (.5 FTE)
Salary: increased from \$47,408.58 per year to **\$49,908.58** per year, prorated
Effective: July 1, 2015
Reason: due to increased duties

E. Change from Civil Service Provisional Appointments to Probationary Appointments, due to successful passing of Civil Service Exam

1. Bobbi Southard

Position: **Occupational Therapist, full-time (1.0 FTE), 10 month, school calendar position, Civil Service Competitive, Probationary appointment**
Effective: November 4, 2015
Probationary Period: November 4, 2015 through January 11, 2017
Civil Service List #: Continuous Recruitment

Salary: no change in salary

2. Carly Meacham

Position: **Occupational Therapist**, full-time (1.0 FTE), 10 month, school calendar position, Civil Service Competitive, **Probationary** appointment

Effective: November 5, 2015

Probationary Period: November 5, 2015 through January 12, 2017

Civil Service List #: Continuous Recruitment

Salary: no change in salary

3. Susan Hamilton

Position: **Account Clerk**, full-time (1.0 FTE), 12 month position, Civil Service Competitive, **Probationary** appointment

Effective: December 1, 2015

Probationary Period: December 1, 2015 through November 30, 2016

Civil Service List #: DCA1115

Salary: no change in salary

F. Civil Service Permanent Appointments, due to successful completion of Probationary Period, no change in salary

1. Traci Polmanteer

Position: **Teacher Aide**

Permanent Date: December 15, 2015

2. Susan Michael

Position: **Account Clerk**

Permanent Date: January 5, 2016

G. Tenure Appointment, due to successful completion of Probationary Period, no change in salary

1. Todd Goho

Position: **Regional Special Education Behavior Specialist**

Tenure Area: Instructional Support Services in Special Education

Effective Date of Tenure: December 9, 2015

Certification Status: Permanent, Special Education, February 1, 2003

H. Creation of Positions

1. Teaching Assistant, two (2) part-time (.5 FTE), 10 month, school calendar positions, effective October 29, 2015, due to the increase in districts' requests for services.

2. Teaching Assistant, one full-time (1.0 FTE), 10 month, school calendar

position, effective January 4, 2016, due to the increase in districts' requests for services.

3. **School Social Worker**, one full-time (1.0 FTE), 10 month, school calendar position, effective December 7, 2015, due to the increase in districts' requests for services.
4. **Shared Staff Evaluator**, one part-time, time-sheet basis, 12 month position, effective October 1, 2015, due to the increase in districts' requests for services.

I. **Rescind Appointment**, from October 6, 2015 BOE minutes, Probationary Period and Tenure Area not stated

1. **Stacy Saglibene**

Position: **Director of Special Education and Itinerant Services, full-time (1.0 FTE), 12 month position, Probationary appointment**
Effective: October 7, 2015
Location: Coopers Education Center
Education: Master of Science, Educational Administration, University of Scranton
Certification: Permanent, School District Administrator, September 1, 2007
Experience: 6 years' Administrative experience
Salary: \$95,000.00 per year, prorated
Reason for Appt: due to an internal transfer

J. **Appointments**

1. **Stacy Saglibene**

Position: **Director of Special Education and Itinerant Services, full-time (1.0 FTE), 12 month position, Probationary appointment**
Effective: October 7, 2015
Location: Coopers Education Center
Education: Master of Science, Educational Administration, University of Scranton
Tenure Area: Director of Special Education and Itinerant Services
Certification: Permanent, School District Administrator, September 1, 2007
Probationary Period: October 7, 2015 through October 6, 2019
Experience: 6 years' Administrative experience
Salary: \$95,000.00 per year, prorated
Reason for Appt: due to an internal transfer

2. **Frankliyn Brown**

Position: **Network Technology Specialist, full-time (1.0 FTE),**

12 month position, Competitive Civil Service,
Probationary appointment, Civil Service Continuous
Recruitment List
Effective: December 14, 2015
Location: Waverly CSD
Education: Bachelor of Science, Information Technology,
University of Phoenix
Probationary Period: December 14, 2015 through December 13, 2016
Experience: 2 years' related experience
Salary: \$36,500.00 per year, prorated
Reason for Appt: due to an internal transfer

3. Jesse Ferris

Position: **Principal of Special Education**, full-time (1.0 FTE),
12 month position, **Probationary** appointment
Effective: December 30, 2015
Location: Bush Education Center
Education: Certificate of Advanced Studies, K-12 Principal
Certification, California University of Pennsylvania
Tenure Area: Principal of Special Education
Certification: Initial, School Building Leader, February 1, 2011
through January 31, 2016
Probationary Period: December 30, 2015 through December 29, 2019
Experience: 3 years' Administrative experience
Salary: \$80,000.00 per year, prorated
Reason for Appt: due to an internal transfer

4. Thomas Burgess

Position: **Teaching Assistant**, part-time (.5 FTE), 10 month,
school calendar position, **Non-Tenured** appointment
Effective: October 29, 2015
Location: Wildwood Education Center
Education: Associate in Applied Science, Computer Information
Systems, SUNY Alfred
Certification: Level 1, Teaching Assistant, June 5, 2015 through
August 31, 2018
Experience: Substitution
Salary: \$27,754.00 per year, prorated (step 1 + Credit Hour
Stipend)
Reason for Appt: due to the increase in districts' requests for services

K. Temporary Appointments

1. Bobbi Brock

Position: **Shared Staff Evaluator**, time-sheet basis, 12 month
position, **Temporary** appointment
Effective: October 1, 2015 through June 30, 2016

Location: Waverly CSD
Education: Certificate of Advanced Studies, Administration, Mansfield University
Certification: Permanent, School Administrator/Supervisor, September 1, 1995
Salary: \$325.00 per day, time-sheet, as needed basis
Reason for Appt: providing support to the district for staff evaluating

2. David Ackland

Position: **Chief Information Administrator**, time-sheet basis, 12 month position, **Temporary** appointment
Effective: November 3, 2015 through June 30, 2016
Location: Waverly CSD
Education: Bachelor of Science, Business Education, Bloomsburg University
Certification: Permanent, School District Administrator, September 1, 1983
Salary: \$19.75 per hour, time-sheet, as needed basis
Reason for Appt: state reporting duties for Waverly CSD, as requested by the district

3. Sarah von Hagan

Position: **Teaching Assistant**, part-time (.5 FTE), 10 month, school calendar position, **Temporary** appointment, pending completion of certification requirements
Effective: November 23, 2015 through June 23, 2016
Location: Wildwood Education Center
Education: Associate in Occupational Studies, Baking Production and Management, SUNY Alfred
Certification: Not Certified, Level 1, Teaching Assistant required
Experience: no related experience
Salary: \$25,154.00 per year, prorated (step 1)
Reason for Appt: due to the increase in districts' requests for services

4. Vernnon Sullivan

Position: **School Social Worker**, full-time (1.0 FTE), 10 month, school calendar position, **Temporary** appointment, pending completion of certification requirements
Effective: December 7, 2015 through June 23, 2016
Location: Wildwood Education Center
Education: Master of Social Work, Social Work, University of Buffalo
Certification: Not Certified, School Social Worker required
Experience: no related experience
Salary: \$41,923.00 per year, prorated (step 1)
Reason for Appt: due to the increase in districts' requests for services

5. **Noah Arnold**
 Position: **Teaching Assistant**, full-time (1.0 FTE), 10 month, school calendar position, **Temporary** appointment, pending completion of certification requirements
 Effective: January 4, 2016 through June 23, 2016
 Location: Wildwood Education Center
 Education: Associate in Occupational Studies, Welding Technology, Mohawk Valley Community College
 Certification: Not Certified, Level 1, Teaching Assistant required
 Experience: no related experience
 Salary: \$25,154.00 per year, prorated (step 1)
 Reason for Appt: due to the increase in districts' requests for services

L. **Mentoring Stipends**, Stipend of \$838 per year

1. **Kimberly Austin** mentoring **Valerie Heywood**, effective September 8, 2015 through June 23, 2016
2. **Rebecca Cooper** mentoring **Jillian Aho**, effective September 8, 2015 through June 23, 2016
3. **Beverly Croston** mentoring **Kathryne Wood**, effective September 8, 2015 through June 23, 2016
4. **Linda Haley** mentoring **Karen Walker**, effective September 8, 2015 through June 23, 2016
5. **Danielle Headley** mentoring **Courtney Perez**, effective September 17, 2015 through June 23, 2016, stipend prorated
6. **Lisa Henderson** mentoring **Jessica Woolever**, effective November 13, 2015 through June 23, 2016, stipend prorated
7. **Caitlin Keller** mentoring **Brittany Knapp**, effective September 14, 2015 through June 23, 2016, stipend prorated
8. **Karen Laux** mentoring **Melody Clearwater**, effective September 8, 2015 through June 23, 2016
9. **Kathy Morris** mentoring **Kassandra Box**, effective September 8, 2015 through June 23, 2016
10. **Joseph Scaptura** mentoring **Robert Stein**, effective September 8, 2015 through June 23, 2016
11. **Tracey Shill** mentoring **Ryan Kuhn**, effective September 8, 2015 through June 23, 2016

12. **Kelly Smith** mentoring **Pamela Newton**, effective September 8, 2015 through June 23, 2016
13. **Donna Stuckey** mentoring **JoAnn Phillips**, effective September 8, 2015 through June 23, 2016
14. **Elizabeth Woodard** mentoring **Paul Richmond**, effective September 8, 2015 through June 23, 2016

M. Annual Appointments

1. **Health Occupations Students of America Advisor**, effective September 8, 2015 through June 23, 2016, Stipend \$1,258 each, correction from Co-Advisor to Full Advisor
 - a. **Bush Education Center**
 1. **Julie Patros**
 2. **Elizabeth Woodard**
2. **Student Medication Disbursement**, Stipend \$1,039 per year, effective September 2, 2014 through June 24, 2015
 - a. **Joann Phillips, Wildwood Education Center**
3. **Floor Hockey Coach**, Stipend \$314.50, Elsmere program, Bush Education Center, effective September 8, 2015 through June 23, 2016
 - a. **Caitlin DiPetta, Co-Advisor**
4. **Skills USA Advisors**, Stipend of \$1,258.00 each, effective September 8, 2015 through June 23, 2016
 - a. **Bush Education Center**
 1. **Kimberly Austin**
 2. **Amy Limoncelli**
 3. **Lu Ann Semski**
 4. **Amy Warner**
 - b. **Coopers Education Center**
 1. **Burton Beebe**
 2. **Dale Robie**
 - c. **Wildwood Education Center**
 1. **Gary Acker**
 2. **Andrew Dennis**
 3. **Donna Stuckey**

REPORT OF TEMPORARY AND SUBSTITUTE PERSONNEL

Substitute Appointments

<u>Name</u>	<u>Position</u>	<u>Rate</u>	<u>Effective Date</u>	<u>End Date***</u>
Dupuy, Tanner	Clerk	\$8.75/Hour	11/06/2015	
Fink, Lawrence	Teacher	\$70.00/Day	11/04/2015	
Fink, Lawrence	Teaching Assistant	\$65.00/Day	11/04/2015	
Keefer, Gregory	Clerk	\$8.75/Hour	11/04/2015	06/30/2016
Smith, Richard	Teaching Assistant	\$65.00/Day	11/19/2015	
Smith, Richard	Teacher Aide	\$8.75/Hour	11/19/2015	
Woodard, Sarah	Teaching Assistant	\$65.00/Day	10/21/2015	
Wrigley, Roanna	Adult Ed Instructor	\$25.00/Hour	10/29/2015	

End Substitute Appointments

<u>Name</u>	<u>Position</u>	<u>Rate</u>	<u>Effective Date</u>	<u>End Date</u>
Gottlaib, Gail	Teacher	\$75.00/Day	09/09/2015	10/29/2015

Temporary Appointments

<u>Name</u>	<u>Position</u>	<u>Rate</u>	<u>Effective Date</u>	<u>End Date</u>
Bowers, Rebecca	ABL Consultant	\$35.00/Hour	06/30/2015	09/30/2015
Estrada, Will	Adult Ed Instructor	\$25.00/Hour	08/18/2015	
Flaitz, Jennifer	Adult Ed Instructor	\$25.00/Hour	11/01/2015	
Putney, Krista	Adult Ed Instructor	\$25.00/Hour	10/29/2015	
Mosher, Jennifer	Adult Ed Instructor	\$25.00/Hour	11/09/2015	

Student Aide Appointments - Broad Horizons Academy

<u>Name</u>	<u>Position</u>	<u>Rate</u>	<u>Effective Date</u>	<u>End Date</u>
Jones, Cameron	Student Aide	\$8.75/Hour	11/13/2015	06/15/2019
Sellers, Dante	Student Aide	\$8.75/Hour	11/12/2015	06/15/2019
Thompson, Michael	Student Aide	\$8.75/Hour	11/12/2015	06/15/2019
Webb, Robert	Student Aide	\$8.75/Hour	10/28/2015	06/15/2019

Curriculum Workshop - 07/01/2015 - 06/30/2016

<u>Name</u>	<u>Rate</u>	<u>Name</u>	<u>Rate</u>
Adams, Judith	\$17.50/Hour	Marks, Marilyn	\$17.50/Hour
Balshuweit, Amy	\$17.50/Hour	McKeever, Mara	\$17.50/Hour
Brayman, Melissa	\$17.50/Hour	McMaster, Karen	\$17.50/Hour
Collins, Jodi	\$17.50/Hour	Miner, Julie	\$17.50/Hour
Donovan, Stephanie	\$17.50/Hour	Morell, Heather	\$17.50/Hour
Eastman, Michele	\$17.50/Hour	Nelson, Kathleen	\$17.50/Hour
Fuchs, H. Justin	\$17.50/Hour	Nugent, Tara	\$17.50/Hour
Halperin, Michelle	\$17.50/Hour	Rossi-Carrier, Patricia	\$17.50/Hour
Hendrick, Melissa	\$17.50/Hour	Sackett, Heather	\$17.50/Hour
Jennings, Sonja	\$17.50/Hour	Schrock, Sherri	\$17.50/Hour
Kennedy, Heath	\$17.50/Hour	Smith, Amy	\$17.50/Hour
Klotz, Georgia	\$17.50/Hour	Stuart, Kelly	\$17.50/Hour
Lamb, Laurie	\$12.50/Hour	Townsend, Megan	\$17.50/Hour
Lutz, Heather	\$17.50/Hour	Weigle-Garove, Sarah	\$17.50/Hour
Manwaring, Jason	\$17.50/Hour	Wright, Kimberly	\$17.50/Hour
Margeson, Gina	\$17.50/Hour	Yarka, Karla	\$17.50/Hour

***No end date indicates position is ongoing



REQUEST FOR FIELD TRIP APPROVAL

Date: January 9, 2016

This request should be filed in the Principal's/Supervisor's office at least four (4) weeks in advance of the date of the trip to provide time to make arrangements for transportation, lodging, chaperone(s), etc., and for Board of Education approval, if required. Parents must be notified of all field trips. Field trips are considered a part of the educational curriculum. Therefore, excluding a student from participating in a field trip requires prior approval from a Supervisor.

Teacher: Karen Mecum Program: Culinary Arts
Work
Location: Bush Campus CTE, Bldg. 1 Telephone #: 1146

Trip Dates: From: 1/9/2016 To: 1/9/2016

Destination: 180 Lakeside Drive, Sayre, PA 18840

Specify Pick Up Location: Building 1 Start Time: 1:00 AM PM

Drop Off Location: Building 1 Return Time: 10:00 PM AM

Number of Students: 5 Number of Chaperones: 1-2

Educational Objectives: Competition students will be cooking their competition menu for Mr. O'Donnell's annual customer service appreciation event held at 180 Lakeside Drive, Sayre, PA 18840.

List Activities: See agenda.

Transportation Arrangements:

- Charter bus
- School bus
- Handicap bus
 # of Wheelchair students
- Other, describe: GST BOCES minivan
(If traveling with another class, please list class(es) traveling together.)

Bus Driver's Name: Karen Mecum

• Lodging Arrangements: NA

Request for Field Trip Form
(2nd page of 3 pages)

Column A – Estimated Cost
(Complete this column at time of request)

Admission Fee _____
Transportation _____
(specify) _____
Meals _____
Lodging _____
Other (specify) _____
**TOTAL ESTIMATED
COST: \$0.00**

Column B – Actual Cost
(Complete this column for reimbursement -
ATTACH ALL RECEIPTS)

Admission Fee _____
Transportation _____
(specify) _____
Meals _____
Lodging _____
Other (specify) _____
**TOTAL ACTUAL
COST: \$0.00**

Funding Source: _____

Administrative Authorization:

SIGNATURE:
Principal/Supervisor



DATE: 11/19/15

SIGNATURE:
Director

C. Weir

DATE: 11/23/15

Board of Education Approval Date:
(If out-of-state and/or use of chartered bus
is requested)

____/____/____

Request for Field Trip Form
(3rd page of 3 pages)

Person(s) Responsible: Karen Mecum

Name of Participants:

- | | |
|-----------------------------|-----------|
| 1. <u>Detinee Petty</u> | 8. _____ |
| 2. <u>Kade Austin</u> | 9. _____ |
| 3. <u>Sasha Verity</u> | 10. _____ |
| 4. <u>Kaitlyn Brown</u> | 11. _____ |
| 5. <u>Cassandra Stirrup</u> | 12. _____ |
| 6. _____ | 13. _____ |
| 7. _____ | 14. _____ |

List name(s) of person(s) who will remain at the program site:

Person(s) Responsible: NA

- | | |
|----------|-----------|
| 1. _____ | 7. _____ |
| 2. _____ | 8. _____ |
| 3. _____ | 9. _____ |
| 4. _____ | 10. _____ |
| 5. _____ | 11. _____ |
| 6. _____ | 12. _____ |