

**Schuyler-Steuben-Chemung-Tioga-Allegany  
Board of Cooperative Educational Services**  
9579 Vocational Drive, Painted Post, New York 14870-9518  
Phone (607) 962-3175, 739-3581 or 324-7880 Fax (607) 654-2302

**DRAFT**

**Regular Board Meeting  
Coopers Education Center, Bldg. 8, DL Rm**

**Tuesday – November 3, 2015  
Immediately following Campus tour,  
dinner and presentations (6:00-ish)**

**TENTATIVE AGENDA**

**1. Call to Order and Pledge of Allegiance**

**2. Privilege of the Floor**

**3. Acceptance of the Agenda**

**4. Consensus Items**

**A. Approval of Minutes**

1. Regular Board Meeting – October 6, 2015.

**B. Treasurer's Reports**

1. Schuyler-Steuben-Chemung-Tioga-Allegany BOCES – September 2015.
2. Student Activities – Bush Education Center – 7/01/15-9/30/15.
3. Student Activities – Coopers Education Center - 7/01/15-9/30/15.
4. Student Activities – Wildwood Education Center - 7/01/15-9/30/15.

**C. Internal Claims Auditor's Reports – September 2015 as attached.**

**5. Finance**

- A-D.** Approval of the attached report regarding finance recommendations.

**6. Personnel**

- A-G.** Approval of the attached report regarding personnel recommendations.

- H.** Report of Temporary and Substitute Personnel as attached.

**7. Program**

- A.** Approval of **field trip** for Wildwood Education Center, Digital Media Arts (DMA) program as attached.
- B.** **Facilities update.**
- C.** **Decision Making Model.**

**8. Board President's Report**

- A. New York State School Boards Association Convention.
- B. Preferred educational future.

**9. Superintendent's Report**

- A. SED update.

**10. Adjournment****Next Meetings**

Meeting	Date/Time	Location
Bush Campus Tour	12/01/15, 4:00 p.m.	Bush Education Ctr., Bldg. 1
Regular	12/01/15, 5:30 p.m.	Bush Education Ctr., Bldg. 1, DL Room
Regular	1/05/16, 5:30 p.m.	Coopers Education Ctr., Bldg. 8, DL Room

JRF:dlh

10/29/15

**Schuyler-Steuben-Chemung-Tioga-Allegany  
Board of Cooperative Educational Services**  
9579 Vocational Drive, Painted Post, New York 14870-9518  
Phone (607) 962-3175, 739-3581 or 324-7880 Fax (607) 654-2302

**DRAFT**

<b>Regular Board Meeting</b> <b>Wildwood Education Center, Bldg. 1, DL Room</b>	<b>Tuesday – October 6, 2015</b> <b>5:30 p.m.</b>
--	--

**PRESENT:** Apgar, Bulkley, Dlugos, Everett, Keddell, Learn, Lemmon, Moss, Peoples, Scott and Wheeler.

**ABSENT:** Cabinet Members Bentley, Munson and Board Clerk Hughson.

**ALSO PRESENT:** District Superintendent Frame; Cabinet Members: Johnson, Manning, Moschetti, Perry, Sramek (DL from Bush), Vakkas and Weinman; Deputy Board Clerk Hazzard; and BOCES Staff: Lotocky (D: 7:05 p.m.) and Manns (D: 7:05 p.m.); and Guest: Colleen Stannard of Ciaschi, Dietershagen, Little, Mickelson & Company LLP (D: 7:05 p.m.).

\* \* \* \* \*

**1. CALL TO ORDER AND PLEDGE OF ALLEGIANCE**

Board President Keddell called the meeting to order and led the Pledge of Allegiance at 6:10 p.m.

**2. PRIVILEGE OF THE FLOOR**

None.

**3. ACCEPTANCE OF THE AGENDA WITH ADDENDUM**

**16-043**

Upon the motion of Learn, seconded by Lemmon, it is resolved to accept the agenda with addendum (to include 5-D-2).

**CARRIED UNANIMOUSLY**

**4. CONSENSUS ITEMS**

**16-044**

Upon the motion of Apgar, seconded by Scott, it is resolved to approve the following consensus items:

**A. Approval of Minutes**

1. Regular Board Meeting – August 25, 2015.

**B. Treasurer’s Reports**

1. Schuyler-Steuben-Chemung-Tioga-Allegany BOCES – July 2015.
2. Schuyler-Steuben-Chemung-Tioga-Allegany BOCES – August 2015.

**C. Internal Claims Auditor’s Reports – July & August 2015 as attached.**

**CARRIED UNANIMOUSLY**

**5. FINANCE****16-045**

Upon the recommendation of the Superintendent, and on the motion of Learn, seconded by Everett, it is resolved that the following finance actions are hereby taken:

**A. 2014-2015 Audit Report.**

1. Acceptance of the 2014-2015 Audit Report for Schuyler-Steuben-Chemung-Tioga-Allegany BOCES as presented by Colleen Stannard of Ciaschi, Dietershagen, Little, Mickelson & Company LLP.

**B. General Fund Establishments and Adjustments.****1. Transfers within programs for 2014-2015**

- a. Report of all fund transfers for the period 04/01/15-06/30/15 as attached.

**2. Establishment for 2015-2016:**

Item #	CoSer #	Title	In the Amount of
022-16	105.493	CTE w/Genesee Valley BOCES	\$31,920
023-16	406.693	Equivalent Attendance Education w/TST BOCES	\$ 16
024-16	421.594	Academic Programs, Special Facilities w/OCM BOCES	\$ 500
025-16	559.693	Substance Abuse Info. w/TST BOCES	\$ 6,827
026-16	572.597	SIP w/Madison-Oneida BOCES	\$ 650

These establishment will be supported as follows:

022-16	105.493	Canaseraga: \$31,920
023-16	406.693	Spencer-Van Etten: \$16
024-16	421.594	Watkins Glen: \$500
025-16	559.693	Addison: \$590, Arkport: \$235, Avoca: \$248, Bath: \$865, Campbell-Savona: \$392, Canisteo-Greenwood: \$550, Coming: \$2,588, Hammondsport: \$282, Hornell: \$877 and Prattsburgh: \$200
026-16	572.597	GST BOCES: \$650

**3. Budget Increases for 2015-2016:**

Item #	CoSer #	Title	Increase	From	To
027-16	250.499	Staffing 1:6:1 w/CAEW BOCES	\$ 7,117	\$ 250,306	\$ 257,423
028-16	401.000	Arts in Education	\$ 3,000	\$ 381,490	\$ 384,490
029-16	415.000	Summer School w/CAEW BOCES	\$ 2,177	\$ 6,000	\$ 8,177
030-16	430.000	Distance Learning	\$ 33,487	\$ 576,524	\$ 610,011
031-16	506.000	Curriculum Development	\$ 23,550	\$ 1,023,343	\$ 1,046,893
032-16	511.000	Printing	\$ 84,730	\$ 904,412	\$ 989,142
033-16	512.000	Computer Service Instructional	\$ 32,141	\$ 2,454,772	\$ 2,486,913
034-16	523.493	Interscholastic Sports Coordination w/GV BOCES	\$ 110	\$ 5,790	\$ 5,900
035-16	527.000	Instructional materials (Science Resource Center)	\$ 1,500	\$ 773,169	\$ 774,669
036-16	550.591	Computer Services, Instructional w/Erie 1 BOCES	\$ 55,593	\$ 970,454	\$ 1,026,047
037-16	562.493	School Curriculum Improv. Planning w/GV BOCES	\$ 200	\$ 300	\$ 500
038-16	605.000	Computer Service: Management	\$ 75,037	\$12,649,720	\$12,724,757
039-16	609.000	Safety/Risk Management	\$ 170	\$ 730,775	\$ 730,945
040-16	629.591	Computer Services, Management w/Erie 1 BOCES	\$ 14,895	\$ 3,091,141	\$ 3,106,036
041-16	633.493	Employee Benefit Coordination w/GV BOCES	\$ 19,159	\$ 55,370	\$ 74,529
042-16	651.495	Computer Service, Management w/WFL BOCES	\$ 25	\$ 1,196	\$ 1,221

These increases will be supported as follows:

027-16	250.499	Canisteo-Greenwood: \$7,117
028-16	401.000	Canisteo-Greenwood: \$3,000
029-16	415.000	GST BOCES: \$2,177
030-16	430.000	Jasper-Troupsburg: \$24,973 and Dutchess BOCES (Pine Plains: \$8,514)
031-16	506.000	Addison: \$13,920, Elmira Heights: \$120,988, Watkins Glen: (\$111,358)

032-16	511.000	Addison: \$4,603, Alfred-Almond: \$688, Arkport: \$3,111, Avoca: \$552, Bath: \$1,542, Bradford: \$253, Campbell-Savona: \$2,963, Canaseraga: \$83, Canisteo-Greenwood: \$1,246, Coming: \$24,776, Elmira: \$11,583, Elmira Heights: \$2,022, Hammondsport: \$470, Homell: \$1,488, Horseheads: \$17,122, Odessa-Montour: \$903, Prattsburgh: \$340, Spencer-Van Eiten: \$1,666, Watkins Glen: \$1,702, Waverly: \$7,191 and Misc. Revenue: \$426
033-16	512.000	Horseheads: \$32,141
034-16	523.493	Homell: \$110
035-16	527.000	Waverly: \$1,500
036-16	550.591	Arkport: \$37, Canisteo-Greenwood: \$1,051 and Jasper-Troupsburg: \$54,505
037-16	562.493	Watkins Glen: \$200
038-16	605.000	Addison: \$6,377, Watkins Glen: \$65,860 and Sullivan BOCES: (Liberty: \$2,800)
039-16	609.000	Canaseraga: \$170
040-16	629.591	Addison: \$3,995, Alfred-Almond: \$764, Arkport: \$3,137, Avoca: \$3,316, Bath: \$250, Canisteo-Greenwood: \$147 and Jasper-Troupsburg: \$3,286
041-16	633.493	Bath: \$18,877 and Bradford: \$282
042-16	651.495	Canisteo-Greenwood: \$25

**4. Budget Decreases for 2015-2016:**

Item #	CoSer #	Title	Decrease	From	To
043-16	525.000	Staff Development: Certified & Administrative	\$ 124,144	\$ 1,919,458	\$1,795,314
044-16	635.493	Negotiations w/ GV BOCES	\$ 2,469	\$ 20,043	\$ 17,574
045-16	643.499	Negotiations (Labor Relations) w/CAEW BOCES	\$ 550	\$ 1,910	\$ 1,360
046-16	653.594	Computer Services: Management w/OCM BOCES	\$ 1,250	\$ 1,250	\$ 0
047-16	666.693	Facility Services (Waste Removal) w/TST BOCES	\$ 599	\$ 11,892	\$ 11,293

These decreases will be supported as follows:

043-16	525.000	Elmira Heights: (\$124,402) and Waverly: \$258
044-16	635.493	Canaseraga: (\$2,469)
045-16	643.499	Homell: (\$550)
046-16	653.594	Spencer-Van Eiten: (\$1,250)
047-16	666.693	Odessa Montour: (\$599)

**5. Transfers within programs for 2015-2016:**

**a. Transfers in excess of \$10,000.**

<u>COSER</u> <u>NO.</u>	<u>PROGRAM</u>	<u>BUDGET CODE</u>	<u>TRANSFER</u> <u>IN</u>	<u>TRANSFER</u> <u>OUT</u>
605	Computer Service-Management	A 605-7710-200-8-18 Equipment		\$11,998
		A 605-7710-200-8-07 Equipment		\$27,379
		A 605-7710-411-8-18 Telephone	\$11,998	
		A 605-7710-204-8-07 Small Equip.	\$27,379	
			<u>\$39,377</u>	<u>\$39,377</u>

**C. Federal Fund Establishments and Adjustments.**

**1. Grant Acceptance and Budget Establishment for 2015-2016:**

- a. School Library System Aid Operating grant accepted and the budget established in the amount of \$143,218 for the period July 1, 2015 through June 30, 2016 as attached.
- b. Regional Support for the School and Preschool Supportive Health Services (Regional SSHSP) Medicaid Technical Assistance Center (TAC) grant (one year extension to a three and a half year contract) accepted and the budget established in the amount of \$95,354 for the period July 1, 2015 through June 30, 2016 as attached.
- c. Employment Preparation Education grant for services accepted and the budget established in the amount of \$492,522 for the period July 1, 2015 through June 30, 2016 as attached.

- d. STAC (System to Track and Account for Children) grant for services accepted and the budget established in the amount of \$500,000 for the period July 1, 2015 through June 30, 2016 as attached.

2. Grant Acceptance and Budget Increase for 2015-2016:

- a. School Library System Supplemental Aid grant accepted and the budget increased by \$50,452 from \$143,218 to \$193,670 as attached.
- b. WIA/TANF Youth budget increased by \$9,020 from \$52,000 to \$61,020, and the grant extended from June 30, 2015 to August 31, 2015.

3. Budget Establishment for 2015-2016:

- a. Extended School Year with Genesee Valley BOCES budget established in the amount of \$3,883.99 for the period July 1, 2015 through June 30, 2016. Revenues for this budget come from Avoca Central School District.

**D. Purchasing.**

- 1. Award of bid for Six Wheel Single Axle Truck for GST BOCES Coopers campus based on lowest bid meeting specifications.

Bid was opened September 15, 2015 at 2:30 pm and the following bid was received:

- a. Utica General Truck, 472 Summit Pt. Drive, Henrietta, NY 14467, \$79,492 delivered.
- 2. Approval of multi-year Cisco Maintenance Agreement that includes GST BOCES, Elmira, Waverly, Spencer-Van Etten, Horseheads and Odessa. Award is based on NYS Contract # PT64525 for five (5) years at 0% interest.

**E. Designation of Bank Accounts.**

- 1. The following accounts have been closed with Chase Bank:
  - a. GST BOCES Clayton J. Tong Memorial Scholarship Savings Account
  - b. GST BOCES Clayton J. Tong Memorial Scholarship Checking Account

**F. 2014-15 Internal Audit Report.**

- 1. Acceptance of 2014-2015 Internal Audit Report on Travel Reimbursement as attached.

CARRIED UNANIMOUSLY

**6. PERSONNEL**

**16-046**

Upon the recommendation of the Superintendent, and on the motion of Everett, seconded by Bulkley, it is resolved that the following personnel actions are hereby taken:

**A. Retirements**

1. David Ackland, Position: Instructional Technology Coordinator, Effective: end of day November 2, 2015, Date of Hire: March 1, 1994.
2. Sandra Kasson, Position: Teacher, Special Education, Effective: end of day November 27, 2015, Date of Hire: October 10, 1983.
3. Kathleen Wilson, Position: Teacher Aide, Effective: end of day December 31, 2015, Date of Hire: January 3, 1996.

**B. Resignations**

1. Lindsey Burns, Position: Teacher Aide, Effective: August 28, 2015, Date of Hire: April 6, 2015.

**C. Salary Changes**

1. Gregory Fusare, Position: Network Technology Specialist, Salary: increased from \$58,997.82 per year to \$61,497.82 per year, Effective: July 1, 2015; due to increased duties.

**D. Correction of Probationary Period, Item L. 17 of the August 25, 2015 BOE agenda**

1. Courtney Perez, Position: Teacher, Special Education, Probationary Period: corrected from September 8, 2015 through September 7, 2019 to September 17, 2015 through September 16, 2019.

**E. Civil Service Permanent Appointments, due to successful completion of Probationary Period, no change in salary**

1. Aimee Parry, Position: AV Aide, Permanent Date: October 20, 2015.

**F. Juul Agreement**

1. Paul Taylor, Teacher, serving in the tenure area of Precision Metal Work Occupations, as a result of being unable to successfully complete certification requirements prior to the end of his Probationary Period, will continue said Probationary Period through September 3, 2016, through a Juul Agreement.

**G. Tenure Appointment, due to successful completion of Probationary Period, no change in salary**

1. Kecia Nicholson, Position: Curriculum Mentor, Tenure Area: Instructional Support Services in Special Education, Effective Date of Tenure: November 1, 2015, Certification Status: Permanent, School Psychologist, September 1, 2009.

**H. Creation of Positions, due to the increase in districts' requests for services**

1. School Social Worker, one full-time (1.0 FTE), 10 month, school calendar position, effective October 19, 2015.

2. Teacher, Physical Education and Health Education, one part-time (.7 FTE), 10 month, school calendar position, effective September 8, 2015.
  3. Teaching Assistant, three (3) full-time (1.0 FTE), 10 month, school calendar positions, effective September 8, 2015.
  4. Teacher Aides, two (2) full-time (1.0 FTE), 10 month, school calendar positions, effective September 8, 2015.
  5. Registered Professional Nurse, one full-time (1.0 FTE), 10 month, school calendar position, effective September 8, 2015.
  6. Licensed Practical Nurse, three (3) full-time (1.0 FTE), 10 month, school calendar positions, effective September 8, 2015.
  7. Network Technology Specialist, one full-time (1.0 FTE), 12 month position, effective September 8, 2015.
- I. Change from Temporary Appointment to Unclassified Certified Appointment, due to successful completion of certification requirements**
1. Grant Woodward, Position: Adult Literacy Instructor, full-time (1.0 FTE), 12 month position, Unclassified Certified appointment, Effective: September 17, 2015, Certification: Adult Education Certificate, Literacy and GED Preparation Instructor, September 17, 2015 through January 31, 2019, Salary: \$42,500.00 per year.
- J. Change from Temporary Appointment to Probationary Appointment, due to successful completion of certification requirements**
1. Lia Apenowich, Position: Teaching Assistant, full-time (1.0 FTE), 10 month, school calendar position, Probationary appointment, Effective: September 8, 2015, Tenure Area: Teaching Assistant, Certification: Level 1, Teaching Assistant, August 25, 2015 through August 31, 2018, Probationary Period: September 8, 2015 through September 7, 2019, Salary: \$28,950.00 per year (step 1 + Credit Hour Stipend), subject to change.
  2. Carrie Robinson, Position: Teaching Assistant, full-time (1.0 FTE), 10 month, school calendar position, Probationary appointment, Effective: September 17, 2015, Tenure Area: Teaching Assistant, Certification: Level 1, Teaching Assistant, September 17, 2015 through January 31, 2019, Probationary Period: September 17, 2015 through September 16, 2019, Salary: \$30,510.00 per year, prorated (step 1 + Credit Hour Stipend).
  3. Lori Krelie, Position: Staff Development Coordinator, full-time (1.0 FTE), 12 month position, Probationary appointment, Effective: September 18, 2015, Tenure Area: Staff Development Coordinator, Certification: Internship Certificate, School District Leader, September 18, 2015 through January 31, 2018, Probationary Period: September 18, 2015 through September 17, 2019, Salary: \$70,000.00 per year, prorated.
  4. Molly Morgan, Position: Teaching Assistant, full-time (1.0 FTE), 10 month, school calendar position, Probationary appointment, Effective: September 25, 2015, Tenure Area: Teaching Assistant, Certification: Level 1, Teaching Assistant, September 25, 2015 through January 31, 2019, Probationary Period: September 25, 2015 through September 24, 2019, Salary: \$29,678.00 per year, prorated (step 1 + Credit Hour Stipend), subject to change.

5. Kelly Rountree, Position: Teaching Assistant, full-time (1.0 FTE), 10 month, school calendar position, Probationary appointment, Effective: September 25, 2015, Tenure Area: Teaching Assistant, Certification: Level 1, Teaching Assistant, September 25, 2015 through January 31, 2019, Probationary Period: September 25, 2015 through September 24, 2019, Salary: \$31,446.00 per year, prorated (step 1 + Credit Hour Stipend), subject to change.
6. Jonathan Stocum, Position: Teaching Assistant, full-time (1.0 FTE), 10 month, school calendar position, Probationary appointment, Effective: September 29, 2015, Tenure Area: Teaching Assistant, Certification: Level 1, Teaching Assistant, September 29, 2015 through January 31, 2019, Probationary Period: September 29, 2015 through September 28, 2019, Salary: \$29,522.00 per year, prorated (step 1 + Credit Hour Stipend), subject to change.
7. Abigail Surosky, Position: School Social Worker, full-time (1.0 FTE), 10 month, school calendar position, Probationary appointment, Effective: September 30, 2015, Tenure Area: School Social Worker, Certification: Provisional, School Social Worker, September 30, 2015 through January 31, 2021, and Registration Certificate, Licensed Master Social Work, August 26, 2015, Probationary Period: September 30, 2015 through September 29, 2019, Salary: \$42,568.00 per year, prorated (step 1 + Certificate of Registration Stipend + Special Education Stipend), subject to change.

**K. Rescind Temporary Appointment, Item M2 from the August 25, 2015 BOE minutes, duplicated with Item M13**

1. Kathleen Kressly, Position: Teacher, English to Speakers of Other Languages, full-time (1.0 FTE), 10 month, school calendar position, Temporary appointment, pending completion of certification requirements, Effective: September 8, 2015 through June 23, 2016, Certification: Not certified, English to Speakers of Other Languages required, Salary: \$41,923.00 per year (step 1).

**L. Change to Civil Service Appointment**

1. Jeanne Sullivan, Position: Change from Network Technology Specialist, full-time (1.0 FTE), 12 month position, Competitive Permanent Civil Service appointment to Network Technology Specialist, part-time (.5 FTE), 12 month position, Competitive Permanent Civil Service appointment (probationary period fulfilled), and Computer Services Coordinator, part-time (.5 FTE), 12 month position, Competitive Probationary Civil Service appointment, Civil Service List #63044, Effective: September 1, 2015, Probationary Period: September 1, 2015 through August 31, 2016 for Computer Services Coordinator appointment, Salary: \$51,007.75 per year, prorated for Network Technology Specialist and \$61,007.75 per year, prorated for Computer Services Coordinator (total annualized salary of \$56,001.40).

**M. Appointments**

1. Stacy Saglibene, Position: Director of Special Education and Itinerant Services, full-time (1.0 FTE), 12 month position, Probationary appointment, Effective: October 7, 2015, Tenure Area: Director of Special Education and Itinerant Services, Certification: Permanent, School District Administrator, September 1,

- 2007, Salary: \$95,000.00 per year, prorated; due to an internal transfer.
2. Mark Barone, Position: Work-Based Learning Coordinator, part-time (.4 FTE), 10 month, school calendar position, Non-Tenured appointment, Effective: September 8, 2015, Certification: Coordinator of Work-Based Learning Programs for Career Awareness Extensions, Salary: \$58,307.00 per year, prorated (step 11 + Credit Hour Stipend + Degree Stipend + Certification Stipend); due to the increase in districts' requests for services.
  3. Laura Wadsworth, Position: School Social Worker, full-time (1.0 FTE), 10 month, school calendar position, Probationary appointment, Effective: October 19, 2015, Tenure Area: School Social Worker, Certification: Permanent, School Social Worker, September 30, 2015 and Registration Certificate, Licensed Master Social Work, August 31, 2011, Probationary Period: October 19, 2015 through October 18, 2019, Salary: \$51,329.00 per year, prorated (step 1 + Credit Hour Stipend + Degree Stipend + Special Education Stipend); due to the increase in districts' requests for services.
  4. Anne Bezio, Position: Teacher, Physical Education, part-time (.4 FTE), 10 month, school calendar position, Non-Tenured appointment, Effective: September 8, 2015 through October 2, 2015, Certification: Professional, Physical Education, September 26, 2014 and Professional, Health, August 20, 2014, Salary: \$46,279.00 per year, prorated (step 2 + Credit Hour Stipend + Degree Stipend + Certification Stipend + Special Education Stipend); due to the increase in districts' requests for services.
  5. Anne Bezio, Position: Teacher, Physical Education and Health Education, increased to part-time (.7 FTE), 10 month, school calendar position, Non-Tenured appointment, Effective: October 3, 2015, Certification: Professional, Physical Education, September 26, 2014 and Professional, Health, August 20, 2014, Salary: \$46,279.00 per year, prorated (step 2 + Credit Hour Stipend + Degree Stipend + Certification Stipend + Special Education Stipend); due to the increase in districts' requests for services.
  6. Elizabeth Isaacs, Position: Teacher, English Language Arts, full-time (1.0 FTE), 10 month, school calendar position, Probationary appointment, Tenure Area: English, Certification: Professional, English Language Arts 7-12, July 28, 2015, Probationary Period: September 8, 2015 through September 7, 2019, Salary: \$57,947.00 per year (step 5 + Credit Hour Stipend + Degree Stipend + Certification Stipend); due to a retirement.
  7. Ashley Crozier, Position: Teaching Assistant, full-time (1.0 FTE), 10 month, school calendar position, Probationary appointment, Effective: September 8, 2015, Tenure Area: Teaching Assistant, Certification: Initial, Physical Education, September 1, 2011 through August 31, 2016. Probationary Period: September 8, 2015 through September 7, 2019, Salary: \$28,482.00 per year (step 1 + Credit Hour Stipend); due to an internal transfer.
  8. Megan Mott, Position: Teacher Aide, full-time (1.0 FTE), 10 month, school calendar position, Non-Competitive Civil Service, Probationary appointment, Effective: September 8, 2015, Probationary Period: September 8, 2015 through November 15, 2016, Salary: \$9.00 per hour; due to a resignation.
  9. Ashley Rose, Position: Teacher Aide, full-time (1.0 FTE), 10 month, school calendar position, Non-Competitive Civil Service, Probationary appointment, Effective: September 8, 2015, Probationary Period: September 8, 2015 through November 15, 2016, Salary: \$9.00 per hour; due to a resignation.

10. Megan Mathews, Position: Teacher Aide, full-time (1.0 FTE), 10 month, school calendar position, Non-Competitive Civil Service, Probationary appointment, Effective: September 28, 2015, Probationary Period: October 1, 2015 through December 5, 2016, Salary: \$9.00 per hour; due to the increase in districts' requests for services.
11. Krislyn Manwaring, Position: Teacher Aide, full-time (1.0 FTE), 10 month, school calendar position, Non-Competitive Civil Service, Probationary appointment, Effective: October 1, 2015, Probationary Period: October 1, 2015 through December 8, 2016, Salary: \$9.00 per hour; due to the increase in districts' requests for services.
12. Mary Sabol, Position: Registered Professional Nurse, full-time (1.0 FTE), 10 month, school calendar position, Non-Competitive Civil Service, Probationary appointment, Effective: September 8, 2015, Professional License: Registration Certificate, Registered Professional Nurse, September 13, 2005, Probationary Period: September 8, 2015 through November 15, 2016, Salary: \$19.71 per hour (grade 13, step 4); due to the increase in districts' requests for services.
13. Joelle Heuser, Position: Licensed Practical Nurse, full-time (1.0 FTE), 10 month, school calendar position, Non-Competitive Civil Service, Probationary appointment, Effective: September 8, 2015, Professional License: Registration Certificate, Licensed Practical Nurse, December 17, 2014, Probationary Period: September 8, 2015 through November 15, 2016, Salary: \$15.30 per hour (grade 3, step 1); due to the increase in districts' requests for services.
14. Desra Clemons, Position: Licensed Practical Nurse, full-time (1.0 FTE), 10 month, school calendar position, Non-Competitive Civil Service, Probationary appointment, Effective: September 14, 2015, Professional License: Registration Certificate, Licensed Practical Nurse, September 10, 2010, Probationary Period: September 14, 2015 through November 21, 2016, Salary: \$15.99 per hour (grade 3, step 4); due to the increase in districts' requests for services.
15. Shannon Meeker, Position: Licensed Practical Nurse, full-time (1.0 FTE), 10 month, school calendar position, Non-Competitive Civil Service, Probationary appointment, Effective: September 17, 2015, Professional License: Registration Certificate, Licensed Practical Nurse, August 12, 2014, Probationary Period: September 17, 2015 through November 24, 2016, Salary: \$15.30 per hour (grade 3, step 1); due to a resignation.
16. Deanna Rhoads, Position: Licensed Practical Nurse, full-time (1.0 FTE), 10 month, school calendar position, Non-Competitive Civil Service, Probationary appointment, Effective: September 21, 2015, Professional License: Registration Certificate, Licensed Practical Nurse, February 1, 1999, Probationary Period: September 21, 2015 through November 28, 2016, Salary: \$15.99 per hour (grade 3, step 4); due to the increase in districts' requests for services.
17. Sally Dillon, Position: Senior Account Clerk, full-time (1.0 FTE), 12 month position, Competitive Civil Service, Civil Service List # 61806, Probationary appointment, Effective: September 14, 2015, Probationary Period: September 14, 2015 through September 13, 2016, Salary: \$16.11 per hour (grade 9, step 4); due to a resignation.
18. Jesse Dilly, Position: Network Technology Specialist, full-time (1.0 FTE), 12 month position, Competitive Civil Service, Civil Service Continuous Recruitment List, Probationary appointment, Effective: September 1, 2015, Probationary Period: September 1, 2015 through August 31, 2016, Salary: \$34,200.00 per year, prorated; due to the increase in districts' requests for services.

19. Jennie Adriaansen, Position: Senior Account Clerk, full-time (1.0 FTE), 12 month position, Competitive Civil Service, Provisional appointment, pending Civil Service exam, Effective: October 26, 2015, Salary: \$16.11 per hour (grade 9, step 4); due to a retirement.

#### **N. Temporary Appointments**

1. Colleen Talada, Position: Teacher, ACE English Language Arts, part-time (.47 FTE), 10 month, school calendar position, Temporary appointment, year-to-year, based on student enrollment, Effective: September 8, 2015 through June 23, 2016, Certification: Permanent, English 7-12, September 1, 1976, Salary: \$58,770.00 per year, prorated (step 12 + Credit Hour Stipend + Degree Stipend + Certification Stipend); year-to-year, based on student enrollment.
2. Abigail Donegan, Position: Teaching Assistant, full-time (1.0 FTE), 10 month, school calendar position, Temporary appointment, pending completion of certification requirements, Effective: September 8, 2015 through June 23, 2016, Certification: not certified, Level 1, Teaching Assistant required, Salary: \$25,154.00 per year (step 1), subject to change; due to the increase in districts' requests for services.
3. Brittani Gentz, Position: Teaching Assistant, full-time (1.0 FTE), 10 month, school calendar position, Temporary appointment, pending completion of certification requirements, Effective: September 8, 2015 through June 23, 2016, Certification: not certified, Level 1, Teaching Assistant required, Salary: \$25,154.00 per year (step 1), subject to change; due to the increase in districts' requests for services.
4. LaMott Kimball, Position: Teaching Assistant, full-time (1.0 FTE), 10 month, school calendar position, Temporary appointment, pending completion of certification requirements, Effective: September 8, 2015 through June 23, 2016, Certification: not certified, Level 1, Teaching Assistant required, Salary: \$25,154.00 per year (step 1), subject to change; due to the increase in districts' requests for services.
5. Ashley Hutten, Position: Teaching Assistant, full-time (1.0 FTE), 10 month, school calendar position, Temporary appointment, pending completion of certification requirements, Effective: September 30, 2015 through June 23, 2016, Certification: not certified, Level 1, Teaching Assistant required, Salary: \$25,154.00 per year (step 1), subject to change; due to a resignation.
6. Peter Punzo, Position: Professional Development Consultant, time-sheet basis, 12 month position, Temporary appointment, Effective: July 1, 2015 through June 30, 2016, Certification: Permanent, School District Administrator, September 1, 1977, Salary: \$325.00 per day, time sheet-basis; to provide organizational Professional Development for GST BOCES.
7. Jacqueline Spencer, Position: Staff Development Coordinator, time-sheet basis, 12 month position, Temporary appointment, Effective: July 1, 2015 through June 30, 2016, Certification: Permanent School District Administrator, September 1, 2000, Salary: \$325.00 per day, time-sheet basis; to support instructional rounds and regional scoring.
8. Peter Bryant, Position: Chief Information Officer, time-sheet basis, 12 month position, Temporary appointment, Effective: September 10, 2015 through June 30, 2016, Certification: Permanent, School District Administrator, September 1,

2005, Salary: \$19.75 per hour, time-sheet, as needed basis; state reporting duties for Hornell CSD as requested by the district.

9. Carolyn Benedict, Position: Interim School Business Administrator - CBO, time-sheet basis, Temporary appointment, Effective: September 21, 2015 through June 30, 2016, Certification: Permanent, School Business Administrator, September 1, 1994, Salary: \$325.00 per day, time sheet-basis; due to an employee on leave of absence.
10. Joseph Liberto, Position: STEM Curriculum Mentor, Temporary appointment, time-sheet basis, Effective: July 1, 2015 through June 30, 2016, Certification: Biology – General Science 7-12, Permanent, September 1, 1987, Salary: \$40.00 per hour, time-sheet basis; due to the temporary increase in districts' requests for services.
11. Delaine Preston, Position: Career Education Resource Specialist, Temporary appointment, time-sheet basis, Effective: September 23, 2015 through June 24, 2016, Salary: \$13.69 per hour, time-sheet basis; due to the temporary increase in districts' requests for services and grant funding.

#### **O. Annual Stipends**

##### **1. STEM Curriculum**

- a. Brande Flaitz, Team Leader, \$831 per year, September 2, 2015 through June 25, 2016.

#### **P. Annual Appointments**

##### **1. Coordinating Stipend for Medicaid Oversight, Stipend \$838 each, effective September 8, 2015 through June 23, 2016**

- a. Jessica Harris, Teacher, Speech and Hearing Handicapped
- b. Jennifer Lazarou, Teacher, Speech and Hearing Handicapped
- c. Kaitlyn Schultz, Teacher, Speech and Hearing Handicapped
- d. Suzanne Smith, Teacher, Speech and Hearing Handicapped
- e. Judy Hambruch, Occupational Therapist
- f. Bobbi Southard, Occupational Therapist

##### **2. Instructional Leadership Team (ILT) Leader, Stipend \$838 each, effective September 8, 2015 through June 23, 2016**

###### **a. Bush Education Center**

1. Kimberly Austin
2. Matthew Bryant
3. Julie Patros
4. Barbara Sweet
5. Elizabeth Woodard

###### **b. Coopers Education Center**

1. Richard Little
2. Emily Mehlenbacher
3. William Paggio

- c. Wildwood Education Center**
    1. Gary Acker
    2. Mary Ellen Dropp
    3. Elizabeth Isaacs
    4. Robert Lemay
    5. Mary (Molly) Murphy
- 3. Health Occupations Students of America Advisor, effective September 8, 2015 through June 23, 2016**
  - a. Bush Education Center**
    1. Julie Patros, Co-Advisor, Stipend \$629
    2. Elizabeth Woodard, Co-Advisor, Stipend \$629
  - b. Coopers Education Center**
    1. Mary Ellen Dropp, stipend of \$1,258
  - c. Wildwood Education Center**
    1. Mary Ellen Dropp, Co-Advisor, Stipend \$629
    2. Joann Phillips, Co-Advisor, Stipend \$629
- 4. Future Farmers of America, Stipend of \$1,258, effective September 8, 2015 through June 23, 2016**
  - a. Bush Education Center**
    1. Don Mac Naughton
- 5. National Technical Honor Society, effective September 8, 2015 through June 23, 2016**
  - a. Bush Education Center**
    1. Elizabeth Woodard, Stipend \$419
  - b. Coopers Education Center**
    1. Sandra Wallace, Co-Advisor Stipend \$209.50
    2. Colleen Weaver, Co-Advisor Stipend \$209.50
  - c. Wildwood Education Center**
    1. Kelly Flint, Stipend \$419
- 6. Yearbook Advisor, Stipend of \$838 each, effective September 8, 2015 through June 23, 2016**
  - a. Coopers Education Center**
    1. Dale Robie
  - b. Wildwood Education Center**
    1. Gary Acker

7. **Newsletter Advisor**, Stipend of \$838, effective September 8, 2015 through June 23, 2016

a. **Wildwood Education Center**

1. Gary Acker

8. **Greenhouse**, Stipend of \$838 each, effective September 8, 2015 through June 23, 2016

a. Matthew Bryant, Bush Education Center

b. John Dlugos, Coopers Education Center

Q. Report of **Temporary and Substitute Personnel** as attached.

R. **Change in Reorganizational Appointments**, effective October 26, 2015 through June 30, 2016; no additional salary

1. **Student Account and Activities/Central Treasurer.**

a. It is hereby resolved that the following staff member is appointed to the position of Central Treasurer for fiscal year 2015-2016.

**Bush Education Center: Central Treasurer: Sally Dillon**

2. **Signatures on Checks:**

a. It is hereby resolved that authorization to sign checks for 2015-2016 fiscal year is given to the following listed personnel:

**Student Activity Account**

**Bush Education Center: Sally Dillon**

**CARRIED UNANIMOUSLY**

7. **PROGRAM**

**16-047**

Upon the motion of Lemmon, seconded by Everett, it is resolved to approve the following field trips:

A. Approval of **field trip** for Bush Education Center, Conservation program as attached.

B. Approval of **field trip** for Bush Education Center, Career & Technical Education program as attached.

**CARRIED UNANIMOUSLY**

8. **BOARD PRESIDENT'S REPORT**

**16-048**

A. **Designation of voting delegate for the New York State Boards Association's "2015 Proposed Bylaw Amendments and Resolutions"**

Upon the motion of Bulkley, seconded by Peoples, it is approved that Rose Apgar is designated as the GST BOCES' voting delegate for the New York State School Boards Association's "2015 Proposed Bylaw Amendments and Resolution" and Alice Learn is designated as the GST BOCES' alternate voting delegate.

CARRIED UNANIMOUSLY

**B. District Superintendent Frame reviewed the New York State School Boards Association's "2014 Proposed Bylaw Amendments and Resolution" and "Amendments and Rebuttals".**

**C. Preferred educational future - discussion.**

**9. Superintendent's Report**

**16-049**

Upon the motion of Lemmon, seconded by Dlugos, it is resolved to approve the following Board Policy:

**A. Board Policy - #9210 – Personnel & Negotiations – "Insurance for Non-Unit Employees" (second reading) – as attached.**

CARRIED UNANIMOUSLY

**16-050**

Upon the motion of Bulkley, seconded by Moss, it is resolved to approve the following Board Policy:

**B. Board Policy - #9310 – Personnel & Negotiations – "Attendance of Non-Unit Employees" (second reading) – as attached.**

CARRIED UNANIMOUSLY

**C. SED and local updates.**

- District Superintendent Frame gave a report from the October 2015 DS meeting; he will share the minutes with the Board when finalized.
- Frame also gave a report on the GST BOCES' region's happenings.

**EXECUTIVE SESSION**

**16-051**

Upon the motion of Dlugos, seconded by Scott, it is resolved to move to executive session at 7:05 p.m. to discuss 5 employment history matters concerning particular persons and 2 legal matters.

CARRIED UNANIMOUSLY

**OPEN SESSION**

**16-052**

Upon the motion of Peoples, seconded by Bulkley, it is resolved to move to open session at 7:26 p.m.

CARRIED UNANIMOUSLY

**10. ADJOURNMENT****16-053**

Upon the motion of Learn, seconded by Everett, it is resolved to adjourn the meeting at 7:26 p.m.

CARRIED UNANIMOUSLY

**Next Meetings**

<u>Meeting</u>	<u>Date/Time</u>	<u>Location</u>
Coopers Campus Tour	11/03/15, 4:00 p.m.	Coopers Education Ctr., Bldg. 8
Regular	11/03/15, 5:30 p.m.	Coopers Education Ctr., Bldg. 8, DL Room
Bush Campus Tour	12/01/15, 4:00 p.m.	Bush Education Ctr., Bldg. 1
Regular	12/01/15, 5:30 p.m.	Bush Education Ctr., Bldg. 1, DL Room

Respectfully Submitted,

TMH  
October 7, 2015

Tina M. Hazzard  
Deputy Board Clerk

**GREATER SOUTHERN TIER BOCES  
TREASURER'S SUMMARY OF CASH BALANCES  
09/30/15**

<u>Account Name</u>	<u>Beginning Balance</u>	<u>Receipts for Month</u>	<u>Total Cash Available</u>	<u>Disbursements During Month</u>	<u>Cash Balance End of Month</u>
General Fund Ckg. - M&T	\$3,000.88	\$23,747,936.40	\$23,750,937.28	\$22,004,061.78	\$1,746,875.50
Federal Fund Ckg - Chase	\$16,670.73	\$957,334.95	\$974,005.68	\$779,862.92	\$194,142.76
Capital Fund Ckg - Chase	\$103,321.46	\$115,002.71	\$218,324.17	\$215,640.50	\$2,683.67
Dental Vision Acct - Chase	\$141,683.41	\$186.99	\$141,870.40	\$37,906.48	\$103,963.92
Chase Premier Acct.	\$4,376,505.82	\$51,298,961.33	\$55,675,467.15	\$24,285,185.00	\$31,390,282.15
GST Ad Ed Merchant	\$29,702.53	\$31,309.43	\$61,011.96	\$0.00	\$61,011.96
Cprs Patron Svc - Chemung	\$157.87	\$2,714.60	\$2,872.47	\$150.00	\$2,722.47
WW Patron Svc - Steuben	\$0.00	\$557.42	\$557.42	\$557.42	\$0.00
GST Scholarship Funds M&T	\$747.08	\$0.02	\$747.10	\$0.00	\$747.10
GST Scholarship Chase	\$52,884.22	\$0.43	\$52,884.65	\$0.00	\$52,884.65
Clayton J. Tong Scholarship	\$5,480.20	\$0.04	\$5,480.24	\$0.00	\$5,480.24
Clayton J Tong Scholarship Ckg	\$0.00	\$0.00	\$0.00	\$0.00	\$0.00
Bethesda Foundation Scholarship	\$734.15	\$0.01	\$734.16	\$0.00	\$734.16
Bancorp Bank	\$45,155.75	\$36,737.26	\$81,893.01	\$33,791.94	\$48,101.07
Trust & Agency Ckg- M&T	\$861,648.85	\$4,161,558.97	\$5,023,207.82	\$4,035,205.50	\$988,002.32
Five Star Flex Account	\$43,693.98	\$25,597.58	\$69,291.56	\$48,276.15	\$21,015.41
Five Star Flex Money Market	\$1,143,516.14	\$37.22	\$1,143,553.36	\$25,000.00	\$1,118,553.36
Five Star General IMM	\$96,434.92	\$3.17	\$96,438.09	\$0.00	\$96,438.09
First Niagara-Escrow Elmira Hgts.	\$310.23	\$0.00	\$310.23	\$0.00	\$310.23

First Niagara-Escrow Elmira	\$4,998.00	\$0.00	\$4,998.00	\$0.00	\$4,998.00
SunTrust EPC	\$53,714.57	\$11.40	\$53,725.97	\$0.00	\$53,725.97
Payroll Checking - M&T	(\$518.19)	\$1,998,199.61	\$1,997,681.42	\$1,997,008.59	\$672.83
<b>TOTALS</b>	<b>\$6,979,842.60</b>	<b>\$82,376,149.54</b>	<b>\$89,355,992.14</b>	<b>\$53,462,646.28</b>	<b>\$35,893,345.86</b>

**M & T BANK**  
**GST General Fund Account**  
**Treasurer's Monthly Report**  
**for the period**  
**From September 1, 2015 to September 30, 2015**

Total available balance as reported at the end of preceding period \$ 3,000.88

**RECEIPTS DURING MONTH**

(With breakdown of source including full amount of all short term loans)

Date	Source	Amount	
	Deposits & Credits plus Interest	\$ 20,246,211.22	
	Transfer(s) and wire(s)	\$ 3,491,500.00	
	Void Checks	\$ 10,225.18	
		\$ -	
	Total Receipts	\$ 23,747,936.40	
	Total Receipts, including balance		\$ 23,750,937.28

**DISBURSEMENTS MADE DURING MONTH By Check**

From Check No. 71677 To Check No. 72121

By Debit Charge (Total amount of checks issued and debit charges)	\$ 18,401,109.45	
NYS sales tax qtr. 6/1/15-8/31/15	\$ 2,832.52	
Payroll Wires	\$ 2,560,258.16	
Transfer to T&A October 15 Health Premium	\$ 1,039,861.65	
(Total amount of checks issued and debits charged)	\$ 22,004,061.78	
Total Cash Balance		\$ 1,746,875.50

**RECONCILIATION WITH BANK STATEMENT**

Balance as given on bank statement, end of month	\$ 735,367.38	
Less total of outstanding checks	\$ (663,390.80)	
Transfer in transit	\$ 1,674,898.92	
Total available balance	\$ 1,746,875.50	
(Must agree with Cash Balance above if there is a true reconciliation)		\$ 1,746,875.50

Received by the Board of Education and entered as a part of the  
Minutes of the Board meeting held November 3, 2015.

Doretta Hughson  
CLERK OF BOARD OF EDUCATION

This is to certify that the above Cash  
Balance is in agreement with my bank  
statement, as reconciled.

  
\_\_\_\_\_  
TREASURER OF SCHOOL DISTRICT

# GREATER SOUTHERN TIER BOCES

Budget Status Report As Of: 09/30/2015  
Fiscal Year: 2016

## Fund: A GENERAL FUND

Budget Account	Description	Initial Budget	Adjustments	Current Budget	Year-to-Date Expenditures	Encumbrances Outstanding	Unencumbered Balance	Available Balance
001.000	ADMINISTRATION	377,006.00	0.00	377,006.00	0.00	0.00	377,006.00	377,006.00
001.010	BOARD OF EDUCATION	187,937.00	0.00	187,937.00	210,756.75	126,337.05	-149,156.80	-161,156.80
001.020	DISTRICT SUPERINTENDENT	302,821.00	0.00	302,821.00	53,095.13	188,247.94	61,477.93	60,607.93
001.030	GENERAL COST OF ADMINISTRATION	262,836.00	0.00	262,836.00	77,391.38	263,243.61	-77,998.99	-77,883.99
001.040	CENTRAL SUPPORT	1,802,612.00	0.00	1,802,612.00	377,545.83	1,019,981.91	405,084.26	404,472.42
001.050	OTHER: CENTRAL ADMINISTRATION	3,339,135.00	0.00	3,339,135.00	0.00	0.00	3,339,135.00	3,339,135.00
001.060	INTEREST ON INDEBTEDNESS	800,000.00	0.00	800,000.00	0.00	0.00	800,000.00	800,000.00
001.070	OTHER: SIC K AND VACATION	0.00	0.00	0.00	98,809.84	0.00	-98,809.84	-98,809.84
002.000	RENTAL OF FACILITIES	751,615.00	0.00	751,615.00	121,283.91	619,911.69	10,419.40	10,419.40
002.010	TRANSFER TO CAPITAL FUND	1,400,000.00	0.00	1,400,000.00	115,000.00	0.00	1,285,000.00	1,285,000.00
002.020	DEBT SERVICE - EPC	702,152.00	0.00	702,152.00	0.00	702,081.52	70.48	70.48
101.000	CAREER AND TECHNICAL EDUCATION	7,239.00	0.00	7,239.00	0.00	0.00	7,239.00	7,239.00
101.100	CTE-CPRS CAMPUS	5,367,059.00	0.00	5,367,059.00	139,236.52	1,112,249.36	4,115,573.12	4,115,573.12
101.104	CTE-CPRS-COMPUTER PROGRAMMING	127,374.00	0.00	127,374.00	4,739.19	95,529.23	27,105.58	27,105.58
101.106	CTE-CPRS-AUTO BODY	117,992.00	0.00	117,992.00	4,220.26	91,389.69	22,382.05	22,382.05
101.107	CTE-CPRS-AUTO MECHANICS	95,474.00	0.00	95,474.00	3,053.28	88,868.18	3,552.54	3,552.54
101.110	CTE-CPRS-AGRICULTURE	243,942.00	0.00	243,942.00	11,241.77	183,514.45	49,185.78	49,185.78
101.113	CTE-CPRS-GRAPHIC COMM	118,499.00	0.00	118,499.00	4,561.53	94,599.41	19,338.06	19,021.33
101.115	CTE-CPRS-COSMETOLOGY	106,454.00	0.00	106,454.00	6,672.20	79,895.15	19,886.65	19,886.65
101.120	CTE-CPRS-HEALTH TECH	108,649.00	0.00	108,649.00	7,351.51	67,732.23	33,565.26	33,565.26
101.121	CTE-CPRS- ED SUPPT PE SVC	5,360.00	0.00	5,360.00	45.86	1,146.33	4,167.81	4,167.81
101.145	CTE-CPRS-CONSTRUCTION TRADES	118,023.00	0.00	118,023.00	3,381.55	93,345.36	21,296.09	20,296.09
101.155	CTE-CPRS-MACHINE SHOP	83,410.00	0.00	83,410.00	2,276.94	62,123.96	19,009.10	18,962.78
101.166	CTE-CPRS-NEW VISION HLTH	55,254.00	0.00	55,254.00	1,517.73	38,087.89	15,648.38	15,648.38
101.170	CTE-CPRS-ICM	102,685.00	0.00	102,685.00	1,607.26	22,141.35	78,936.39	78,936.39
101.190	CTE-CPRS-CULINARY ARTS	117,499.00	0.00	117,499.00	3,300.44	68,803.79	45,394.77	45,394.77
101.193	CTE-CPRS-LAW ENFORCEMENT	105,098.00	0.00	105,098.00	3,636.85	87,035.18	14,425.97	14,425.97
101.194	CTE-CPRS-NEW VISION ENGIN	54,144.00	0.00	54,144.00	0.00	0.00	54,144.00	54,144.00
101.200	CTE - BUSH CAMPUS	469,006.00	6,000.00	475,006.00	70,076.83	209,169.15	195,760.02	195,760.02
101.201	CTE - BUSH - ED SUPPORT SVC	1,903,056.00	0.00	1,903,056.00	153,049.86	1,306,326.41	443,679.73	443,679.73
101.202	CTE - BUSH - CONSERVATION	336,236.00	0.00	336,236.00	10,850.48	171,524.49	153,861.03	153,861.03
101.204	CTE - BUSH - COMP PRG	64,084.00	-10,000.00	54,084.00	0.00	0.00	54,084.00	54,084.00
101.205	CTE - BUSH - CHILD CARE	110,196.00	0.00	110,196.00	3,020.44	76,472.90	30,702.66	30,702.66
101.206	CTE - BUSH - AUTO BODY REPAIR	133,482.00	0.00	133,482.00	5,613.78	106,070.75	21,797.47	21,797.47
101.207	CTE - BUSH - AUTO MECHANICS	263,466.00	0.00	263,466.00	11,233.23	207,218.95	45,013.82	44,607.32
101.208	CTE - BUSH - DIESEL MECHANICS	100,240.00	0.00	100,240.00	3,953.64	78,919.06	17,367.30	17,167.30
101.209	CTE - BUSH - COMMUNICATIONS	80,400.00	0.00	80,400.00	2,672.79	66,878.08	10,849.13	10,849.13
101.210	CTE - BUSH - CARPENTRY	232,808.00	0.00	232,808.00	8,721.45	172,999.32	51,087.23	50,178.23
101.211	CTE - BUSH - GRAPHICS	132,380.00	0.00	132,380.00	5,680.37	93,389.16	33,310.47	33,310.47

# GREATER SOUTHERN TIER BOCES

Budget Status Report As Of: 09/30/2015

Fiscal Year: 2016

## Fund: A GENERAL FUND

Budget Account	Description	Initial Budget	Adjustments	Current Budget	Year-to-Date Expenditures	Encumbrances Outstanding	Unencumbered Balance	Available Balance
101.213 CTE - BUSH - WELDING		117,777.00	0.00	117,777.00	6,686.28	84,471.39	26,619.33	26,619.33
101.214 CTE - BUSH - WORK EXPERIENCE		308,223.00	4,000.00	308,223.00	14,721.06	224,584.59	68,917.35	68,917.35
101.215 CTE - BUSH - COSMETOLOGY		221,844.00	0.00	221,844.00	46,147.72	150,658.67	25,037.61	25,037.61
101.216 CTE - BUSH - CHEF/COOK		109,761.00	0.00	109,761.00	7,204.02	86,065.56	16,491.42	16,218.42
101.217 CTE - BUSH - PRE-VOCATIONAL		192,996.00	0.00	192,996.00	6,658.52	159,520.10	26,817.38	26,817.38
101.218 CTE - BUSH - LAW ENFORCEMENT		112,584.00	0.00	112,584.00	4,334.63	86,976.68	21,272.69	21,272.69
101.219 CTE - BUSH - FASHION MERCHANDISING		100,229.00	0.00	100,229.00	4,413.23	70,441.84	25,373.93	25,373.93
101.220 CTE - BUSH - NURSE ASSISTING		242,109.00	0.00	242,109.00	11,935.75	80,288.45	149,884.80	149,820.06
101.221 CTE - BUSH - DENTAL ASSISTING		97,481.00	0.00	97,481.00	5,375.57	69,134.29	22,971.14	22,971.14
101.222 CTE - BUSH - AUTO MECHANICS 2		0.00	0.00	0.00	0.00	18,000.00	-18,000.00	-22,000.00
101.223 CTE - BUSH - CARPENTRY 2		0.00	0.00	0.00	0.00	5,000.00	-5,000.00	-5,000.00
101.227 CTE - BUSH - ANIMAL SCIENCE		98,024.00	0.00	98,024.00	7,855.85	56,069.07	34,099.08	34,099.08
101.300 CTE-WW CAMPUS		1,780,454.00	0.00	1,780,454.00	122,139.50	1,054,831.72	603,482.78	598,985.25
101.304 CTE-WW-COMPUTER PROGRAMMING		138,068.00	0.00	138,068.00	8,094.02	98,417.03	31,556.95	31,556.95
101.306 CTE-WW-AUTO BODY		141,837.00	0.00	141,837.00	5,070.66	104,434.14	32,332.20	32,332.20
101.307 CTE-WW-AUTO TECH		141,516.00	0.00	141,516.00	5,601.06	118,510.50	17,404.44	16,368.06
101.314 CTE-WW-VISUAL COMMUNICATIONS		139,758.00	0.00	139,758.00	6,386.42	105,849.47	27,522.11	27,366.64
101.315 CTE-WW-COSMETOLOGY		138,611.00	0.00	138,611.00	11,555.94	96,288.80	30,766.26	30,466.26
101.318 CTE-WW-CRIMINAL JUSTICE		109,564.00	0.00	109,564.00	5,443.60	91,412.71	12,707.69	12,707.69
101.320 CTE-WW-HEALTH OCCUPATIONS		91,393.00	0.00	91,393.00	2,551.38	65,147.03	23,694.59	23,694.59
101.321 CTE-WW- ED SUPPT PE SVC		45,030.00	0.00	45,030.00	864.08	23,956.80	20,209.12	20,209.12
101.335 CTE-WW-BUILDING TRADES		115,273.00	0.00	115,273.00	4,162.71	84,992.00	26,118.29	26,118.29
101.346 CTE-WW-HEAVY EQUIPMENT		117,380.00	0.00	117,380.00	4,386.29	85,471.64	27,522.07	27,057.51
101.370 CTE-WW-ICM		117,596.00	0.00	117,596.00	4,781.67	97,967.40	14,846.93	14,745.13
101.380 CTE-WW-NEW VISION HLTH		93,667.00	0.00	93,667.00	3,400.63	75,853.77	14,412.60	14,412.60
101.390 CTE-WW-CULINARY ARTS		126,562.00	0.00	126,562.00	3,032.11	90,735.45	32,794.44	26,794.44
105.493 CTE CROSS CONTRACT W/ GV BOCES		0.00	0.00	0.00	0.00	31,920.00	-31,920.00	-31,920.00
203.000 S/P 1:12:1-HEARING IMPAIRED		0.00	0.00	0.00	57.13	1,428.11	-1,485.24	-1,485.24
203.220 S/P 1:12:1-ACADEMIC DELAY		913,012.00	0.00	913,012.00	35,828.98	598,528.15	278,654.87	278,573.87
205.000 S/P 1:15-ELSMERE		1,030,894.00	0.00	1,030,894.00	25,168.53	385,760.63	619,964.84	619,877.84
209.000 S/P 1:8:1		6,692,890.00	0.00	6,692,890.00	217,814.71	3,830,810.33	2,644,264.96	2,644,078.67
216.000 S/P 1:6:1-EPC		1,729,256.00	0.00	1,729,256.00	58,874.79	875,757.16	794,624.05	794,537.05
216.214 S/P 1:6:1-ED HOST SITES		2,294,894.00	0.00	2,294,894.00	85,289.28	1,225,952.34	983,652.38	983,452.38
216.217 S/P 1:6:1-AUTISM		3,659,460.00	0.00	3,659,460.00	76,973.43	1,286,342.60	2,296,143.97	2,295,999.97
216.219 S/P 1:6:1-MULTIPLY DISABLED		3,270,636.00	0.00	3,270,636.00	67,222.89	974,094.20	2,229,328.91	2,229,301.91
218.499 STAFFING 1:12:3 W/ CATT-ALLE		17,959.00	0.00	17,959.00	0.00	0.00	17,959.00	17,959.00
250.499 STAFFING 1:6:1 W/ CATT-ALLE		250,306.00	0.00	250,306.00	25,742.24	231,680.22	-7,116.46	-7,116.46
251.493 STAFFING 1:6:1 W/ GV BOCES		187,444.00	0.00	187,444.00	0.00	103,910.00	83,534.00	83,534.00
301.000 ITINERANT MUSIC		137,186.00	0.00	137,186.00	5,348.39	102,492.76	29,344.85	29,344.85

# GREATER SOUTHERN TIER BOCES

Budget Status Report As Of: 09/30/2015  
Fiscal Year: 2016

## Fund: A GENERAL FUND

Budget Account	Description	Initial Budget	Adjustments	Current Budget	Year-to-Date Expenditures	Encumbrances Outstanding	Unencumbered Balance	Available Balance
303.000	ITINERANT ART	95,903.00	0.00	95,903.00	3,435.49	77,520.92	14,946.59	14,946.59
304.000	ITINERANT VISUALLY IMPAIRED	199,921.00	0.00	199,921.00	4,559.82	108,616.54	86,744.64	86,744.64
304.001	ITINERANT VIS IMP BRAILLER PREP	53,428.00	838.00	54,266.00	2,031.53	19,244.08	32,990.39	32,990.39
305.000	ITINERANT PHYSICAL THERAPY	352,310.00	0.00	352,310.00	12,766.35	271,202.06	68,341.59	68,341.59
307.000	ITINERANT-ENGLISH SECOND LANGUAGE	412,565.00	0.00	412,565.00	10,139.43	301,589.55	100,836.02	99,336.02
308.000	ITINERANT SPECIAL EDUCATION	16,334.00	0.00	16,334.00	212.45	744.09	15,377.46	15,377.46
309.000	ITINERANT SPEECH IMPROVEMENT	447,925.00	0.00	447,925.00	13,391.18	296,835.80	137,698.02	137,698.02
310.000	ITINERANT SPEECH IMPAIRED	412,084.00	0.00	412,084.00	11,829.30	243,006.34	157,248.36	157,248.36
311.692	CHINESE W/ ONEIDA HERKIMER MAD BOCE	27,000.00	0.00	27,000.00	0.00	0.00	27,000.00	27,000.00
312.000	ITINERANT SCHOOL PSYCHOLOGIST	323,908.00	0.00	323,908.00	10,320.74	229,990.99	83,596.27	83,596.27
313.000	ITINERANT INTERP FOR DEAF	298,216.00	0.00	298,216.00	11,263.01	245,122.32	41,830.67	41,830.67
316.000	ITINERANT HOME AND CAREERS	78,480.00	0.00	78,480.00	3,195.80	62,930.94	12,353.26	12,353.26
318.000	GENERAL SUPERVISION/COORDINATION	184,168.00	0.00	184,168.00	2,947.07	19,103.99	162,116.94	162,116.94
320.000	SUPERVISOR/SPECIAL EDUCATION PROGRA	20,084.00	0.00	20,084.00	2,293.13	0.00	17,790.87	17,790.87
324.000	ITINERANT OCCUPATIONAL THERAPY	616,756.00	0.00	616,756.00	23,152.15	469,680.79	123,923.06	123,923.06
326.000	ITINERANT HARD OF HEARING	240,897.00	0.00	240,897.00	7,362.49	152,719.56	80,814.95	80,814.95
327.000	ITINERANT TEACHER OF THE DEAF	111,643.00	0.00	111,643.00	4,912.66	88,843.06	17,887.28	17,887.28
328.693	INTERNAL AUDITOR WTST BOCES	67,223.00	0.00	67,223.00	16,605.66	66,422.64	-15,805.30	-15,805.30
329.499	BUSINESS MANAGER W/ CATT-ALL BOCES	23,548.00	0.00	23,548.00	2,354.80	21,193.20	0.00	0.00
330.000	ITINERANT NURSE/NURSE TEACHER	62,360.00	0.00	62,360.00	2,245.37	34,673.43	25,441.20	25,441.20
331.000	ITINERANT CONSULTANT TEACHER	630,884.00	0.00	630,884.00	18,244.99	408,499.42	204,139.59	203,959.59
332.000	ITINERANT SCHOOL SOCIAL WORKER	66,582.00	0.00	66,582.00	2,101.93	48,409.31	16,070.76	16,070.76
334.499	ITINERANT VISUALLY IMPAIRED	7,216.00	0.00	7,216.00	721.52	6,493.68	0.80	0.80
335.698	ITIN DIAG SVS W/PUT-WEST	7,445.00	0.00	7,445.00	0.00	0.00	7,445.00	7,445.00
336.494	ITIN INTERP FOR DEAF W/MONROE #1	28,209.00	0.00	28,209.00	0.00	0.00	28,209.00	28,209.00
344.495	OCCUPATIONAL THERAPY W/ WFL BOCES	656.00	0.00	656.00	0.00	0.00	656.00	656.00
401.000	ARTS IN ED(BASE)	59,752.00	0.00	59,752.00	1,662.83	5,820.23	52,268.94	52,268.94
401.001	ARTS IN ED-DIST SPEC	303,338.00	0.00	303,338.00	940.00	74,490.50	227,907.50	227,907.50
401.002	ARTS IN ED-CHEMUNG RIVER	18,400.00	0.00	18,400.00	0.00	0.00	18,400.00	18,400.00
402.000	EQUIV ATT ED/GED - BUSH	0.00	0.00	0.00	1,123.43	3,944.40	-5,067.83	-5,067.83
403.001	ALT ED - AD BASED LRNG (ABL)	104,793.00	0.00	104,793.00	4,621.92	26,977.51	73,193.57	73,193.57
403.003	ALT ED - SECONDARY(MODEL A)	1,669,666.00	49,990.00	1,719,656.00	83,038.01	1,050,180.72	586,437.27	585,677.27
403.004	ALT ED - MIDDLE SCHOOL-HORNELL	198,948.00	0.00	198,948.00	5,481.84	107,761.25	85,704.91	85,704.91
403.005	ALT ED - MIDDLE SCHOOL COOPERS	440,864.00	-96,439.00	344,425.00	10,930.88	201,795.79	131,698.33	131,698.33
406.693	EQUIV ATT ED/GED W/ TST BOCES	0.00	0.00	0.00	15.94	603.54	-619.48	-619.48
409.000	ACADEMIC PRGS-DETENTION	116,880.00	0.00	116,880.00	3,266.22	10,579.86	103,033.92	103,012.67
412.000	ADV PLCMT-ACE	53,321.00	0.00	53,321.00	3,845.14	15,657.58	33,818.28	33,818.28
415.000	SUMMER SCHOOL-SECONDARY	762,100.00	0.00	762,100.00	797,221.30	31,757.17	-66,878.47	-66,878.47
421.594	ACADMIC PRGS SPEC FACLTY W/OOCM	0.00	0.00	0.00	0.00	500.00	-500.00	-500.00

# GREATER SOUTHERN TIER BOCES

Budget Status Report As Of: 09/30/2015

Fiscal Year: 2016

## Fund: A GENERAL FUND

Budget Account	Description	Initial Budget	Adjustments	Current Budget	Year-to-Date Expenditures	Encumbrances Outstanding	Unencumbered Balance	Available Balance
426.000	EXPL ENRICHMNT-STEM ACTIVITIES	19,483.00	0.00	19,483.00	1,662.83	5,820.23	11,999.94	11,999.94
426.001	EXPL ENRICHMNT-DISTRICT SPECIFIC	110,405.00	0.00	110,405.00	288.00	5,923.80	104,193.20	104,193.20
427.599	EXPL ENRICHMNT W/BROOME BOCES	14,746.00	0.00	14,746.00	14,746.00	1,474.60	-1,474.60	-1,474.60
430.000	DISTANCE LEARNING BASE-COORD	104,953.00	0.00	104,953.00	17,466.87	76,411.52	11,074.61	11,074.61
430.001	DISTANCE LEARNING DIST SPEC	44,875.00	0.00	44,875.00	0.00	0.00	44,875.00	44,875.00
430.002	VIRTUAL WORLD PROJECT	61,524.00	0.00	61,524.00	7,005.14	24,583.00	29,935.86	29,935.86
430.003	VIRTUAL WORLD PROJ-SCI FAIR STIPEND	18,500.00	0.00	18,500.00	7,197.20	0.00	11,302.80	11,302.80
430.006	VIRTUAL WORLD PROJ-RIVER CITY	1,300.00	0.00	1,300.00	0.00	0.00	1,300.00	1,300.00
430.007	DL-ADVANCED ACADEMICS BASE	99,092.00	0.00	99,092.00	16,695.17	55,594.25	26,802.58	26,432.58
430.008	DL-ADVANCED ACADEMICS DIST SPEC	246,280.00	0.00	246,280.00	528.13	210,875.00	34,876.87	34,876.87
432.495	DISTANCE LEARNING W/WFL BOCES	2,103.00	0.00	2,103.00	0.00	0.00	2,103.00	2,103.00
433.496	DISTANCE LEARNING W/WMON 2 BOCES	4,340.00	0.00	4,340.00	0.00	0.00	4,340.00	4,340.00
438.594	DISTANCE LEARNING W/ OCM BOCES	56,772.00	0.00	56,772.00	0.00	56,772.00	0.00	0.00
439.499	EXPL ENRICHMNT W/CAEW BOCES	1,272.00	0.00	1,272.00	0.00	0.00	1,272.00	1,272.00
440.493	SUMMER SCHOOL W/ GV BOCES	2,117.00	0.00	2,117.00	0.00	0.00	2,117.00	2,117.00
505.494	ED COMM-MUSIC LIB-MONROE #1 BOCES	1,992.00	0.00	1,992.00	398.12	1,592.56	1.32	1.32
506.000	CURRICULUM DEVELOPMENT	876,943.00	0.00	876,943.00	135,892.40	652,015.25	89,035.35	87,424.85
506.001	CURRICULUM DEVELOPMENT-STIPENDS	71,200.00	0.00	71,200.00	19,504.68	0.00	51,695.32	51,695.32
506.002	CURRICULUM DEVELOPMENT-SUBS	75,200.00	0.00	75,200.00	0.00	84,830.00	-9,630.00	-9,630.00
507.000	INTER SCHLSTIC SPORTS COORD-V	9,624.00	0.00	9,624.00	116.69	5,658.99	3,848.32	3,848.32
508.000	LIBRARY SERVICE/MEDIA (BASE)	82,908.00	0.00	82,908.00	12,924.86	51,836.47	18,146.67	18,146.67
508.001	LIBRY SVC-DATABASES	162,242.00	4,877.00	167,119.00	113,815.55	25,887.70	27,415.75	27,415.75
508.002	LIBRY SVC-COOPERATIVE COLLECTION DV	85,907.00	-2,323.00	83,584.00	1,319.70	20,444.69	61,819.61	57,608.86
511.000	PRINTING	847,380.00	57,032.00	904,412.00	272,034.43	572,761.11	59,616.46	54,776.47
511.005	PRINTING - COURIER	210,334.00	0.00	210,334.00	27,527.68	22,761.58	160,044.74	160,044.74
512.000	COMP SVC-CAV/LAN	771,724.00	0.00	771,724.00	115,922.43	375,472.27	280,329.30	280,329.30
512.001	COMP SVC-CAV/LAN DIST SPEC	1,688,689.00	-5,641.00	1,683,048.00	559,273.86	222,501.15	901,272.99	894,645.70
513.000	LIBRARY AUTOMATION (BASE)	211,835.00	0.00	211,835.00	24,618.74	111,469.82	75,746.44	75,746.44
513.001	LIBRARY AUTOMATION-DIST SPECIFIC	11,045.00	-92.00	10,953.00	7,131.00	0.00	3,822.00	3,822.00
513.002	LIBRARY AUTOMATION-MANDARIN	42,840.00	810.00	43,650.00	42,970.00	0.00	680.00	680.00
513.003	LIBRARY AUTOMATION-ALEXANDRIA	2,397.00	192.00	2,589.00	2,589.00	0.00	0.00	0.00
514.000	EXTRA CURR COORD ACADEMIC ALL STARS	12,765.00	0.00	12,765.00	467.01	10,507.24	1,790.75	1,790.75
516.000	PLANNING/INSTR-GRANT WRITING	962,276.00	0.00	962,276.00	136,089.03	458,996.93	367,190.04	367,190.04
517.000	COORD, OTHER-CENTRAL	32,250.00	0.00	32,250.00	9,705.46	148,239.58	-125,695.04	-125,695.04
518.000	COORDINATOR OF HOME INSTRUCTION	57,319.00	0.00	57,319.00	7,034.66	19,501.28	30,783.06	30,783.06
520.000	COMPREHENSIVE SUPPORT SERVICES	67,464.00	0.00	67,464.00	1,677.94	37,176.11	28,609.95	28,609.95
522.000	EQUIPMENT REPAIR-AV	70,520.00	0.00	70,520.00	16,211.76	57,176.31	-2,868.07	-2,868.07
522.001	EQUIPMENT REPAIR-MICRO	271,052.00	0.00	271,052.00	39,808.10	136,343.27	92,900.63	92,900.63
523.493	INTER-SCHOL COOR-W/ GV BOCES	5,790.00	0.00	5,790.00	300.50	2,704.50	2,785.00	2,785.00

# GREATER SOUTHERN TIER BOCES

Budget Status Report As Of: 09/30/2015

Fiscal Year: 2016

Fund: A GENERAL FUND

Budget Account	Description	Initial Budget	Adjustments	Current Budget	Year-to-Date Expenditures	Encumbrances Outstanding	Unencumbered Balance	Available Balance
525.000	STAFF DVL/PMT-CURR MENTOR-BASE	573,860.00	0.00	573,860.00	43,146.18	398,634.38	132,079.44	131,089.44
525.001	STAFF DVL/PMT-CURR MENTOR-SUBS	71,970.00	0.00	71,970.00	0.00	62,340.00	9,630.00	9,630.00
525.002	STAFF DVL/P-CURR MENTOR-SUMMER	29,437.00	0.00	29,437.00	3,780.43	2,754.11	22,902.46	22,902.46
525.003	STF DVL/P-CURR MNTR-SUMMER STIPND	60,920.00	0.00	60,920.00	43,785.25	0.00	17,134.75	17,134.75
525.004	STAFF DVL/PMT-STEM MENTORS	989,910.00	28,693.00	1,018,603.00	69,175.60	638,694.89	310,732.51	310,482.51
525.006	STAFF DVL/PMT-STEM SUBS	120,968.00	0.00	120,968.00	0.00	120,968.00	0.00	0.00
525.007	STAFF DVL/PMT-STEM STIPENDS	500.00	0.00	500.00	0.00	0.00	500.00	500.00
525.008	STAFF DVL/PMT-STEM EVALS	43,200.00	0.00	43,200.00	0.00	0.00	43,200.00	43,200.00
526.691	INTER-SCHOL COOR-DCMO	28,693.00	0.00	28,693.00	0.00	0.00	28,693.00	28,693.00
527.000	INSTR MAT DEVEL-ELEM SCIENCE	232,756.00	3,225.00	235,981.00	41,503.16	129,743.80	64,734.04	64,734.04
527.001	DISCRETIONARY-ELEM SCIENCE	462,961.00	26,692.00	489,653.00	14,500.15	254,052.80	221,100.05	218,282.90
527.002	INSTR MAT DEVEL-SCI DISCOVERY CTR	4,322.00	0.00	4,322.00	640.67	3,246.80	434.53	434.53
527.003	SCI DISCOVERY CTR-DIST SPEC	43,213.00	0.00	43,213.00	0.00	43,213.00	0.00	0.00
528.000	IND-ED ACT COOR-CDC	372,434.00	0.00	372,434.00	24,055.27	191,014.71	157,364.02	157,364.02
528.002	IND-ED ACT COOR-CDC INTERNSHIPS	35,005.00	0.00	35,005.00	895.06	18,005.12	16,104.82	16,104.82
528.005	IND-ED ACT COOR-CDC YOUTH LEADERSHIP	6,750.00	1,000.00	7,750.00	347.79	1,392.59	6,009.62	6,009.62
528.008	IND-ED ACT COOR-CDC ADDL CAREER SV	101,822.00	0.00	101,822.00	3,754.93	63,114.30	34,952.77	34,952.77
535.499	Equipment Repair XC	8,199.00	0.00	8,199.00	1,471.50	6,727.50	0.00	0.00
536.000	MODEL SCHOOLS-BASE	78,111.00	0.00	78,111.00	8,886.20	31,146.30	38,078.50	38,078.50
536.001	MODEL SCHOOLS-DIST SPEC	24,043.00	0.00	24,043.00	8,721.77	0.00	15,321.23	15,321.23
537.000	SCH CURR-BASE	215,921.00	0.00	215,921.00	21,300.01	74,202.29	120,418.70	118,148.70
537.001	SCH CURR-WORKSHOPS	434,276.00	0.00	434,276.00	53,487.53	119,510.86	261,277.61	261,277.61
537.002	SCH CURR-DATA ANALYSIS	150,480.00	0.00	150,480.00	31,282.56	105,875.51	13,321.93	13,321.93
537.003	SCH CURR-LEADERSHIP	21,000.00	0.00	21,000.00	4,112.41	7,244.96	9,642.63	9,642.63
537.004	SCH CURR-SUB REIMBURSEMENT	60,139.00	0.00	60,139.00	0.00	60,139.00	0.00	0.00
537.005	SCH CURR-WORKSHOPS-DISTRICT SPEC	85,850.00	0.00	85,850.00	2,013.64	35,971.05	47,865.31	47,865.31
537.006	SCH CURR-STIPENDS	127,779.00	0.00	127,779.00	82,089.88	0.00	45,689.12	45,689.12
537.007	SCH CURR-SUPT RETREAT	6,300.00	0.00	6,300.00	0.00	0.00	6,300.00	6,300.00
537.008	SCH CURR-NYSCOSS	2,100.00	0.00	2,100.00	501.53	1,698.47	-100.00	-100.00
537.010	SCH CURR-NETWORK TEAMS	66,000.00	0.00	66,000.00	10,185.52	27,927.78	27,886.70	27,886.70
537.011	SCH CURR-ORGANIZ DEVELOP	0.00	0.00	0.00	7,144.13	4,550.00	-11,694.13	-11,694.13
537.012	SCH CURR-REGIONAL SCORING	237,553.00	0.00	237,553.00	2,672.77	4,313.35	230,566.88	219,050.66
545.496	SCH CURR-W/MONROE #2 BOCES	14,038.00	0.00	14,038.00	0.00	0.00	14,038.00	14,038.00
547.591	School/Curriculum Improvement Plann	43,800.00	0.00	43,800.00	10,950.00	32,850.00	0.00	0.00
550.591	COMPUTER SVC, INSTR W/ERIE 1 BOCES	943,312.00	27,142.00	970,454.00	244,341.63	781,704.37	-55,592.00	-55,592.00
552.599	SCH CURR-W/BROOME-TIOGA BOCES	9,536.00	0.00	9,536.00	2,186.47	0.00	7,347.53	7,347.53
555.591	MODEL SCHOOLS W/ERIE 1 BOCES	44,000.00	0.00	44,000.00	4,400.00	39,600.00	0.00	0.00
556.693	MODEL SCHOOLS W/TST BOCES	795.00	0.00	795.00	0.00	0.00	795.00	795.00
558.693	SCH CURR-W/TST BOCES	12,080.00	0.00	12,080.00	2,400.00	9,600.00	80.00	80.00

**GREATER SOUTHERN TIER BOCES**

Budget Status Report As Of: 09/30/2015

Fiscal Year: 2016

Fund: A GENERAL FUND

Budget Account	Description	Initial Budget	Adjustments	Current Budget	Year-to-Date Expenditures	Encumbrances Outstanding	Unencumbered Balance	Available Balance
559.693	SUBSTANCE ABUSE INFO W/ TST	0.00	0.00	0.00	1,298.63	5,527.87	-6,826.50	-6,826.50
562.493	SCH CURR-W/GEN VALLEY BOCES	300.00	0.00	300.00	0.00	400.00	-100.00	-100.00
568.596	MODEL SCHOOLS W/ ALBANY BOCES	1,040.00	0.00	1,040.00	1,040.00	0.00	0.00	0.00
569.495	INTER-SCHOL COOR-W/ WFL BOCES	315.00	0.00	315.00	0.00	0.00	315.00	315.00
602.001	HLTH COORD-STEUBEN PLAN	107,891.00	0.00	107,891.00	14,739.43	64,264.06	28,887.51	23,887.51
602.002	WORKERS COMP COORD	42,240.00	0.00	42,240.00	8,630.50	27,533.05	6,076.45	6,076.45
605.001	CSC-TELECOM	-950,767.00	0.00	-950,767.00	75,552.84	248,097.96	-1,274,417.80	-1,274,417.80
605.002	CSC-DESKTOP	2,511,323.00	9.00	2,511,332.00	426,766.46	1,514,436.45	570,129.09	570,129.09
605.003	CSC-EMAIL	94,874.00	0.00	94,874.00	25,824.60	43,889.74	25,159.66	25,159.66
605.005	CSC-INST TECH	159,302.00	0.00	159,302.00	24,745.02	86,845.80	47,711.18	47,711.18
605.006	CSC-SERVER	411,376.00	0.00	411,376.00	106,587.18	193,418.59	111,370.23	111,370.23
605.007	CSC-ON-LINE	440,616.00	0.00	440,616.00	60,729.11	126,074.04	253,812.85	248,758.33
605.008	CSC-ON-LINE/DIST SPEC	440,616.00	0.00	440,616.00	60,729.11	126,074.04	253,812.85	248,758.33
605.009	CSC-DOC IMAGING	3,284,457.00	89,835.00	3,374,292.00	1,588,071.39	1,098,521.77	687,698.84	687,698.84
605.010	CSC-STUDENT MGT SYS-BASE	134,599.00	0.00	134,599.00	11,721.79	35,061.19	87,816.02	87,816.02
605.011	CSC-STUDENT MGT SYS-DIST SPEC	894,919.00	500.00	895,419.00	145,494.09	401,687.09	348,237.82	348,237.82
605.012	CSC-FINANCIAL	86,412.00	0.00	86,412.00	60,211.73	0.00	26,200.27	26,200.27
605.013	CSC-DSRS	732,985.00	0.00	730,412.00	226,274.12	333,815.94	170,321.94	170,321.94
605.014	CSC-SAS	1,259,803.00	-2,573.00	1,259,803.00	234,425.87	802,110.25	223,266.88	223,266.88
605.015	CSC-TEST SCORING-BASE	134,416.00	0.00	134,416.00	24,168.10	84,851.06	25,396.84	25,396.84
605.016	CSC-TEST SCORING-DIST SPEC	601,506.00	0.00	601,506.00	100,804.69	297,162.69	203,538.62	203,538.62
605.017	CSC-IDEAS	444,630.00	0.00	444,630.00	368,071.00	4,482.00	72,077.00	72,077.00
605.018	CSC-INTERNET	122,447.00	0.00	122,447.00	17,022.94	63,490.23	41,933.83	41,933.83
605.020	CSC-CLEAR TRACK 200	350,913.00	0.00	350,913.00	56,155.68	171,027.41	123,729.91	123,729.91
605.021	CSC-CAFETERIA POS-BASE	218,178.00	0.00	218,178.00	91,940.33	70,988.85	55,248.82	55,248.82
605.022	CSC-CAFETERIA POS-DIST SPEC	179,754.00	0.00	179,754.00	26,379.16	91,602.14	61,772.70	61,772.70
605.023	CSC-ID CARDS	3,835.00	0.00	3,835.00	295.00	0.00	3,540.00	3,540.00
605.024	CSC-MEDICAID REIMBURSEMENT	3,570.00	0.00	3,570.00	738.64	0.00	2,831.36	2,831.36
605.025	CSC-METERING & MANAGEMENT	150,396.00	0.00	150,396.00	45,353.55	71,170.47	33,871.98	33,871.98
605.026	CSC-SHARED CIO SERVICE	10,800.00	0.00	10,800.00	10,080.00	0.00	720.00	720.00
605.027	CSC-VOIP	183,882.00	0.00	183,882.00	39,268.54	98,564.59	46,048.87	46,048.87
605.028	CSC-BACKUP SERVICE	580,460.00	0.00	580,460.00	179,533.22	243,922.24	157,004.54	157,004.54
605.029	CSC-SECURITY	237,501.00	0.00	237,501.00	60,364.08	83,714.44	93,422.48	93,422.48
605.030	CSC-ENHANCED MEDICAID COORDINATION	230,979.00	0.00	230,979.00	47,983.65	119,690.84	63,304.51	63,304.51
605.031	FAX SERVICE	29,133.00	0.00	29,133.00	0.00	0.00	29,133.00	29,133.00
606.000	SUBSTITUTE COORDINATION	19,650.00	0.00	19,650.00	1,901.61	6,689.55	11,058.84	11,058.84
607.000	STAFF DEVELOPMENT: BUS DRIVERS	112,793.00	0.00	112,793.00	37,809.13	40,096.58	34,887.29	34,887.29
608.000	NEGOTIATIONS (LABOR RELATIONS)	1,700.00	0.00	1,700.00	0.00	0.00	1,700.00	1,700.00
609.000	SAFETY/RISK MGT-BASE	293,053.00	0.00	293,053.00	50,538.53	175,194.26	67,320.21	66,587.21
		730,775.00	0.00	730,775.00	114,217.53	407,464.87	209,092.60	209,092.60

# GREATER SOUTHERN TIER BOCES

Budget Status Report As Of: 09/30/2015

Fiscal Year: 2016

## Fund: A GENERAL FUND

Budget Account	Description	Initial Budget	Adjustments	Current Budget	Year-to-Date Expenditures	Encumbrances Outstanding	Unencumbered Balance	Available Balance
610.000	EMPLOYEE ASSISTANCE PROGRAM	104,900.00	0.00	104,900.00	20,945.39	73,020.61	10,934.00	10,934.00
611.000	TRANS OTHER:DRUG TESTING	54,046.00	0.00	54,046.00	798.48	11,093.52	42,154.00	42,154.00
612.000	CBO-BASE	3,724,379.00	3,457.00	3,727,836.00	558,052.36	1,898,855.27	1,270,928.37	1,270,928.37
612.001	CBO-DISTRICT SPECIFIC NON-AIDABLE	24,900.00	312.00	25,212.00	312.00	22,150.00	2,750.00	2,750.00
612.002	CBO-DISTRICT SPECIFIC	10,506.00	306.00	10,812.00	420.24	3,109.76	7,282.00	7,282.00
614.000	PUBLIC INFO-BASE	144,718.00	0.00	144,718.00	51,112.42	181,998.80	-88,393.22	-88,393.22
614.001	PUBLIC INFO-WEB DESIGN	0.00	0.00	0.00	0.00	0.00	0.00	0.00
615.592	PLNG SVCS MGMT (ST AID) W/QUESTAR	65,310.00	0.00	65,310.00	0.00	0.00	65,310.00	65,310.00
616.594	COOP BDNG COORD (ENERGY) W/OCM BOCE	31,600.00	0.00	31,600.00	0.00	33,740.00	-2,140.00	-2,140.00
617.000	SCHOOL FOOD MANAGEMENT: CENTRAL	1,734,508.00	0.00	1,734,508.00	187,860.23	1,118,357.87	428,289.90	427,165.27
618.000	GASB-45 PLANNING AND VALUATION SERV	51,050.00	0.00	51,050.00	1,702.02	57,214.65	-7,866.67	-7,866.67
619.000	FINGERPRINTING	0.00	0.00	0.00	311.04	1,092.18	-1,403.22	-1,403.22
620.596	PUBLIC INFO-BASE	47,032.00	0.00	47,032.00	3,919.32	43,112.68	0.00	0.00
623.000	COOP AD/RECRUITING-BASE	9,068.00	0.00	9,068.00	1,374.03	4,828.08	2,865.89	2,865.89
623.001	COOP AD/RECRUITING-DIST SPEC	72,592.00	0.00	72,592.00	37,986.17	58,108.04	-23,502.21	-23,502.21
624.000	STAFF DEV: BOARD OF ED	21,000.00	0.00	21,000.00	2,344.90	10,007.27	8,647.83	8,647.83
624.001	SCH BOARD TRAINING	0.00	0.00	0.00	0.00	2,400.00	-2,400.00	-2,400.00
627.495	Staff Development: Clerical w/ WFL	1,182.00	0.00	1,182.00	0.00	0.00	1,182.00	1,182.00
629.591	COMPUTER SERVICE:MGMT W/ ERIE 1 BOC	2,825,612.00	265,529.00	3,091,141.00	706,756.16	2,399,278.84	-14,894.00	-14,894.00
630.597	CSC-X-CONT MADISON-ONEIDA BOCES	13,848.00	0.00	13,848.00	917.80	8,260.20	4,670.00	4,670.00
631.694	CSC-X-CONT E SUFFOLK	16,406.00	0.00	16,406.00	0.00	0.00	16,406.00	16,406.00
633.493	HLTH CARE COORD W/GV BOCES	55,370.00	0.00	55,370.00	6,892.59	62,033.35	-13,555.94	-13,555.94
634.495	STAFF DEVELOP: BUS DRIVERS W/WFL	437.00	0.00	437.00	0.00	0.00	437.00	437.00
635.493	NEGOTIATIONS(LBR RELTNS) W/GV BOCES	20,043.00	0.00	20,043.00	0.00	17,574.00	2,469.00	2,469.00
636.497	NEGOTIATIONS(LBR RELTNS) W/C-O BOCE	25,370.00	0.00	25,370.00	2,537.00	22,833.00	0.00	0.00
637.493	COOP BIDNG COORD(FOOD SVC) W/GV	215.00	0.00	215.00	0.00	0.00	215.00	215.00
638.495	COOP BIDNG COORD(ENERGY)W/WFL	19,125.00	0.00	19,125.00	0.00	0.00	19,125.00	19,125.00
640.495	COOP AD/RECRUITING-WFL	8,000.00	0.00	8,000.00	0.00	0.00	8,000.00	8,000.00
641.496	COOP AD/RECRUITING-MON #2	6,089.00	0.00	6,089.00	0.00	5,260.00	829.00	829.00
643.499	NEGOTIATIONS(LBR RELTNS) W/CAEW BOC	1,910.00	0.00	1,910.00	136.00	1,224.00	550.00	550.00
646.491	Computer Service: Management XC	11,992.00	0.00	11,992.00	0.00	0.00	11,992.00	11,992.00
647.499	STAFF DEVELOP: BUS DRIVERS W/CA BOC	600.00	0.00	600.00	0.00	0.00	600.00	600.00
648.698	RECRUITING W/ PUTNAM BOCES	3,486.00	0.00	3,486.00	0.00	0.00	3,486.00	3,486.00
649.493	STAFF DEVELOP: BUS DRIVERS W/GV BOC	495.00	0.00	495.00	0.00	0.00	495.00	495.00
651.495	COMPUTER SERVICE MANAGEMENT W/ WFL	1,196.00	0.00	1,196.00	122.04	1,123.35	-49.39	-49.39
653.594	COMPUTER SERVICE MANAGEMENT W/ OCM	1,250.00	0.00	1,250.00	0.00	0.00	1,250.00	1,250.00
659.591	POLICY MANUAL SERVICE-ERIE 1	45,709.00	-11,500.00	34,209.00	8,551.28	25,657.72	0.00	0.00
664.591	SAFETY RISK W/ ERIE 1 BOCES	0.00	0.00	0.00	-33.33	0.00	33.33	33.33
665.691	COOPERATIVE BID/SUPPLIES-DCMO	60,441.00	0.00	60,441.00	0.00	0.00	60,441.00	60,441.00

# GREATER SOUTHERN TIER BOCES

Budget Status Report As Of: 09/30/2015

Fiscal Year: 2016

## Fund: A GENERAL FUND

Budget Account	Description	Initial Budget	Adjustments	Current Budget	Year-to-Date Expenditures	Encumbrances Outstanding	Unencumbered Balance	Available Balance
666.693	WASTE REMOVAL-TST	11,892.00	0.00	11,892.00	2,258.46	9,033.88	599.66	599.66
669.693	ENERGY MANAGEMENT W/ TST BOCES	45,243.00	0.00	45,243.00	9,048.60	36,194.40	0.00	0.00
701.000	O & M- BUSH CAMPUS	-1,540,196.00	0.00	-1,540,196.00	380,861.20	1,423,614.24	-3,344,671.44	-3,344,971.44
701.100	O & M- CPRS CAMPUS	660,046.00	0.00	660,046.00	145,669.64	370,098.25	144,278.11	140,853.11
701.200	O & M- WW CAMPUS	675,600.00	0.00	675,600.00	97,400.47	368,154.77	210,044.76	207,656.00
701.300	O & M- ALL CAMPUSES	204,550.00	0.00	204,550.00	54,522.62	17,997.38	132,030.00	132,030.00
702.000	Special Education Supervision	0.00	0.00	0.00	82,278.10	384,257.02	-466,535.12	-467,100.12
703.000	ISC-ADMIN	0.00	0.00	0.00	5,105.89	15,330.15	-20,436.04	-20,436.04
704.000	MSC ADMIN	0.00	0.00	0.00	48,318.02	169,402.63	-217,720.65	-217,720.65
705.000	COMPUTER SVC-ADMIN	0.00	0.00	0.00	102,489.93	317,840.68	-420,330.61	-420,353.80
725.000	OCC THRPHY RELATED SVC	0.00	0.00	0.00	24,483.56	395,338.33	-419,821.89	-419,821.89
726.000	PHY THRPHY RELATED SVC	0.00	0.00	0.00	13,394.34	227,228.39	-240,622.73	-240,622.73
728.000	VISION RELATED SVC	0.00	0.00	0.00	1,074.74	21,998.55	-23,073.29	-23,073.29
729.000	SPEECH RELATED SVC	0.00	0.00	0.00	36,787.24	654,041.97	-690,829.21	-690,829.21
731.000	ADAPTED PE RELATED SVC	0.00	0.00	0.00	3,801.87	73,464.86	-77,266.73	-77,266.73
732.000	ONE ON ONE AIDE RELATED SVC	0.00	0.00	0.00	35,049.23	705,104.86	-740,154.09	-740,154.09
734.000	COUNSELING RELATED SVC	0.00	0.00	0.00	41,239.40	972,454.80	-1,013,694.20	-1,013,694.20
737.000	ONE ON ONE NURSE-RN REL SVC	0.00	0.00	0.00	0.00	0.00	0.00	0.00
737.001	ONE ON ONE NURSE-LPN REL SVC	0.00	0.00	0.00	3,665.20	94,738.36	-98,403.56	-98,403.56
<b>Total GENERAL FUND</b>		<b>90,584,171.00</b>	<b>441,871.00</b>	<b>91,026,042.00</b>	<b>12,826,817.82</b>	<b>51,289,880.29</b>	<b>26,909,343.89</b>	<b>26,817,790.45</b>

# GREATER SOUTHERN TIER BOCES

Budget Status Report As Of: 09/30/2015

Fiscal Year: 2016

Fund: A GENERAL FUND

## Selection Criteria

Criteria Name: Last Run

Fund: A

Budget type: Current Year

As Of Date: 09/30/2015

Suppress budgetcodes with no activity

Print Summary Only

Show Available Balance, not service

Sort by: Fund/Service

Printed by Janice Conley

**GREATER SOUTHERN TIER BOCES**  
Revenue Status Report As Of: 09/30/2015  
Fiscal Year: 2016  
Fund: A GENERAL FUND

Revenue Account	Service	Description	Original Estimate	Adjustments	Current Estimate	Year-to-Date	Anticipated Balance	Excess Revenue
<b>001.000 ADMINISTRATION</b>								
2250-000	Chrgs to Components-Adm/Rent		7,022,347.00	0.00	7,022,347.00	0.00	7,022,347.00	0.00
2401-000	Interest and Earnings		0.00	0.00	0.00	1,622.48	0.00	1,622.48
2401-001	PREMIUM ON OBLIGATIONS		0.00	0.00	0.00	51,590.00	0.00	51,590.00
2701-000	Refunds Prior Years Expenses		0.00	0.00	0.00	2,052.30	0.00	2,052.30
2770-000	Unclassified Revenues		50,000.00	0.00	50,000.00	247.25	49,752.75	0.00
	<b>Subtotal of 001.000 ADMINISTRATION</b>		<b>7,072,347.00</b>	<b>0.00</b>	<b>7,072,347.00</b>	<b>55,512.03</b>	<b>7,072,099.75</b>	<b>55,264.78</b>
<b>002.000 RENTAL OF FACILITIES</b>								
2250-000	Chrgs to Components-Adm/Rent		751,615.00	0.00	751,615.00	0.00	751,615.00	0.00
	<b>Subtotal of 002.000 RENTAL OF FACILITIES</b>		<b>751,615.00</b>	<b>0.00</b>	<b>751,615.00</b>	<b>0.00</b>	<b>751,615.00</b>	<b>0.00</b>
<b>002.010 TRANSFER TO CAPITAL FUND</b>								
2250-000	Chrgs to Components-Adm/Rent		1,400,000.00	0.00	1,400,000.00	0.00	1,400,000.00	0.00
	<b>Subtotal of 002.010 TRANSFER TO CAPITAL FUND</b>		<b>1,400,000.00</b>	<b>0.00</b>	<b>1,400,000.00</b>	<b>0.00</b>	<b>1,400,000.00</b>	<b>0.00</b>
<b>002.020 DEBT SERVICE - EPC</b>								
2250-000	Chrgs to Components-Adm/Rent		702,152.00	0.00	702,152.00	0.00	702,152.00	0.00
2770-000	Unclassified Revenues		0.00	0.00	0.00	140,094.00	0.00	140,094.00
	<b>Subtotal of 002.020 DEBT SERVICE - EPC</b>		<b>702,152.00</b>	<b>0.00</b>	<b>702,152.00</b>	<b>140,094.00</b>	<b>702,152.00</b>	<b>140,094.00</b>
<b>101.000 CAREER AND TECHNICAL EDUCATION</b>								
1310-000	Day School Tuition		15,000.00	0.00	15,000.00	0.00	15,000.00	0.00
2252-000	Chrgs to Components-Services		15,638,246.00	0.00	15,638,246.00	0.00	15,638,246.00	0.00
2770-000	Unclassified Revenues		0.00	0.00	0.00	149.06	0.00	149.06
3289-000	Other State Aid		0.00	0.00	0.00	200,000.00	0.00	200,000.00
	<b>Subtotal of 101.000 CAREER AND TECHNICAL EDUCATION</b>		<b>15,653,246.00</b>	<b>0.00</b>	<b>15,653,246.00</b>	<b>200,149.06</b>	<b>15,653,246.00</b>	<b>200,149.06</b>
<b>101.100 CTE-CPRS CAMPUS</b>								
2701-000	Refunds Prior Years Expenses		0.00	0.00	0.00	121.08	0.00	121.08
	<b>Subtotal of 101.100 CTE-CPRS CAMPUS</b>		<b>0.00</b>	<b>0.00</b>	<b>0.00</b>	<b>121.08</b>	<b>0.00</b>	<b>121.08</b>
<b>101.107 CTE-CPRS-AUTO MECHANICS</b>								
2701-000	Refunds Prior Years Expenses		0.00	0.00	0.00	526.00	0.00	526.00
	<b>Subtotal of 101.107 CTE-CPRS-AUTO MECHANICS</b>		<b>0.00</b>	<b>0.00</b>	<b>0.00</b>	<b>526.00</b>	<b>0.00</b>	<b>526.00</b>
<b>101.110 CTE-CPRS-AGRICULTURE</b>								
1422-000	Organized Activity Income		0.00	0.00	0.00	150.00	0.00	150.00
2701-000	Refunds Prior Years Expenses		0.00	0.00	0.00	82.00	0.00	82.00

\* Estimated revenue for Carryover Encumbrances from the prior fiscal year will not be realized.  
These are estimates to balance the budget

**GREATER SOUTHERN TIER BOCES**  
Revenue Status Report As Of: 09/30/2015  
Fiscal Year: 2016  
Fund: A GENERAL FUND

Revenue Account	Service	Description	Original Estimate	Adjustments	Current Estimate	Year-to-Date	Anticipated Balance	Excess Revenue
Subtotal of 101.110 CTE-CPRS-AGRICULTURE			0.00	0.00	0.00	232.00	0.00	232.00
101.215 CTE - BUSH - COSMETOLOGY								
1422-000 Organized Activity Income			0.00	0.00	0.00	10,766.00	0.00	10,766.00
Subtotal of 101.215 CTE - BUSH - COSMETOLOGY			0.00	0.00	0.00	10,766.00	0.00	10,766.00
101.216 CTE - BUSH - CHEF/COOK								
1422-000 Organized Activity Income			0.00	0.00	0.00	703.00	0.00	703.00
Subtotal of 101.216 CTE - BUSH - CHEF/COOK			0.00	0.00	0.00	703.00	0.00	703.00
101.220 CTE - BUSH - NURSE ASSISTING								
2701-000 Refunds Prior Years Expenses			0.00	0.00	0.00	35.00	0.00	35.00
Subtotal of 101.220 CTE - BUSH - NURSE ASSISTING			0.00	0.00	0.00	35.00	0.00	35.00
101.222 CTE - BUSH - AUTO MECHANICS 2								
2701-000 Refunds Prior Years Expenses			0.00	0.00	0.00	205.00	0.00	205.00
Subtotal of 101.222 CTE - BUSH - AUTO MECHANICS 2			0.00	0.00	0.00	205.00	0.00	205.00
101.307 CTE-WW-AUTO TECH								
2701-000 Refunds Prior Years Expenses			0.00	0.00	0.00	8.87	0.00	8.87
Subtotal of 101.307 CTE-WW-AUTO TECH			0.00	0.00	0.00	8.87	0.00	8.87
105.493 CTE CROSS CONTRACT W/ GV BOCES								
2252-000 Chrgs to Components-Services			0.00	31,920.00	31,920.00	0.00	31,920.00	0.00
Subtotal of 105.493 CTE CROSS CONTRACT W/ GV BOCES			0.00	31,920.00	31,920.00	0.00	31,920.00	0.00
203.220 S/P 1:12:1-ACADEMIC DELAY								
2252-000 Chrgs to Components-Services			748,992.00	0.00	748,992.00	0.00	748,992.00	0.00
Subtotal of 203.220 S/P 1:12:1-ACADEMIC DELAY			748,992.00	0.00	748,992.00	0.00	748,992.00	0.00
203.225 S/P 1:12:1-AD- RS OT								
2252-000 Chrgs to Components-Services			7,680.00	0.00	7,680.00	0.00	7,680.00	0.00
Subtotal of 203.225 S/P 1:12:1-AD- RS OT			7,680.00	0.00	7,680.00	0.00	7,680.00	0.00
203.226 S/P 1:12:1-AD- RS PT								
2252-000 Chrgs to Components-Services			3,280.00	0.00	3,280.00	0.00	3,280.00	0.00
Subtotal of 203.226 S/P 1:12:1-AD- RS PT			3,280.00	0.00	3,280.00	0.00	3,280.00	0.00
203.229 S/P 1:12:1-AD- RS SPCH								

\* Estimated revenue for Carryover Encumbrances from the prior fiscal year will not be realized.  
These are estimates to balance the budget

**GREATER SOUTHERN TIER BOCES**

Revenue Status Report As Of: 09/30/2015

Fiscal Year: 2016

Fund: A GENERAL FUND

Revenue Account	Service	Description	Original Estimate	Adjustments	Current Estimate	Year-to-Date	Anticipated Balance	Excess Revenue
2252-000	Chrgs to Components-Services		41,640.00	0.00	41,640.00	0.00	41,640.00	0.00
Subtotal of 203.229 S/P 1:12:1-AD- RS SPCH			41,640.00	0.00	41,640.00	0.00	41,640.00	0.00
203.231 S/P 1:12:1-AD-RS AD PE								
2252-000	Chrgs to Components-Services		7,920.00	0.00	7,920.00	0.00	7,920.00	0.00
Subtotal of 203.231 S/P 1:12:1-AD-RS AD PE			7,920.00	0.00	7,920.00	0.00	7,920.00	0.00
203.232 S/P 1:12:1-AD- RS 1:1 AIDE								
2252-000	Chrgs to Components-Services		44,220.00	0.00	44,220.00	0.00	44,220.00	0.00
Subtotal of 203.232 S/P 1:12:1-AD- RS 1:1 AIDE			44,220.00	0.00	44,220.00	0.00	44,220.00	0.00
203.234 S/P 1:12:1-AD- RS CNSL								
2252-000	Chrgs to Components-Services		59,280.00	0.00	59,280.00	0.00	59,280.00	0.00
Subtotal of 203.234 S/P 1:12:1-AD- RS CNSL			59,280.00	0.00	59,280.00	0.00	59,280.00	0.00
205.000 S/P 1:15-ELSMERE								
2252-000	Chrgs to Components-Services		694,704.00	0.00	694,704.00	0.00	694,704.00	0.00
Subtotal of 205.000 S/P 1:15-ELSMERE			694,704.00	0.00	694,704.00	0.00	694,704.00	0.00
205.726 S/P 1:15-ELSMERE RS PT								
2252-000	Chrgs to Components-Services		19,680.00	0.00	19,680.00	0.00	19,680.00	0.00
Subtotal of 205.726 S/P 1:15-ELSMERE RS PT			19,680.00	0.00	19,680.00	0.00	19,680.00	0.00
205.729 S/P 1:15-ELSMERE RS SPEECH								
2252-000	Chrgs to Components-Services		60,360.00	0.00	60,360.00	0.00	60,360.00	0.00
Subtotal of 205.729 S/P 1:15-ELSMERE RS SPEECH			60,360.00	0.00	60,360.00	0.00	60,360.00	0.00
205.731 S/P 1:15-ELSMERE RS ADAP PE								
2252-000	Chrgs to Components-Services		5,280.00	0.00	5,280.00	0.00	5,280.00	0.00
Subtotal of 205.731 S/P 1:15-ELSMERE RS ADAP PE			5,280.00	0.00	5,280.00	0.00	5,280.00	0.00
205.732 S/P 1:15-ELSMERE RS 1:1 AIDE								
2252-000	Chrgs to Components-Services		88,440.00	0.00	88,440.00	0.00	88,440.00	0.00
Subtotal of 205.732 S/P 1:15-ELSMERE RS 1:1 AIDE			88,440.00	0.00	88,440.00	0.00	88,440.00	0.00
205.734 S/P 1:15-ELSMERE RS COUNSELING								
2252-000	Chrgs to Components-Services		104,520.00	0.00	104,520.00	0.00	104,520.00	0.00
Subtotal of 205.734 S/P 1:15-ELSMERE RS COUNSELING			104,520.00	0.00	104,520.00	0.00	104,520.00	0.00

\* Estimated revenue for Carryover Encumbrances from the prior fiscal year will not be realized.

These are estimates to balance the budget

# GREATER SOUTHERN TIER BOCES

Revenue Status Report As Of: 09/30/2015

Fiscal Year: 2016

Fund: A GENERAL FUND

Revenue Account	Service	Description	Original Estimate	Adjustments	Current Estimate	Year-to-Date	Anticipated Balance	Excess Revenue
205.737 S/P ELSMERE RS NURSE								
2252-000 Chrgs to Components-Services			57,910.00	0.00	57,910.00	0.00	57,910.00	0.00
Subtotal of 205.737 S/P ELSMERE RS NURSE			57,910.00	0.00	57,910.00	0.00	57,910.00	0.00
209.000 S/P 1:8:1								
2252-000 Chrgs to Components-Services			5,421,750.00	0.00	5,421,750.00	0.00	5,421,750.00	0.00
Subtotal of 209.000 S/P 1:8:1			5,421,750.00	0.00	5,421,750.00	0.00	5,421,750.00	0.00
209.725 S/P 1:8:1 RS OT								
2252-000 Chrgs to Components-Services			62,720.00	0.00	62,720.00	0.00	62,720.00	0.00
Subtotal of 209.725 S/P 1:8:1 RS OT			62,720.00	0.00	62,720.00	0.00	62,720.00	0.00
209.726 S/P 1:8:1 RS PT								
2252-000 Chrgs to Components-Services			19,680.00	0.00	19,680.00	0.00	19,680.00	0.00
Subtotal of 209.726 S/P 1:8:1 RS PT			19,680.00	0.00	19,680.00	0.00	19,680.00	0.00
209.729 S/P 1:8:1 RS SPEECH								
2252-000 Chrgs to Components-Services			42,080.00	0.00	42,080.00	0.00	42,080.00	0.00
Subtotal of 209.729 S/P 1:8:1 RS SPEECH			42,080.00	0.00	42,080.00	0.00	42,080.00	0.00
209.732 S/P 1:8:1 RS 1:1 AIDE								
2252-000 Chrgs to Components-Services			132,660.00	0.00	132,660.00	0.00	132,660.00	0.00
Subtotal of 209.732 S/P 1:8:1 RS 1:1 AIDE			132,660.00	0.00	132,660.00	0.00	132,660.00	0.00
209.734 S/P 1:8:1 RS COUNSELING								
2252-000 Chrgs to Components-Services			1,014,000.00	0.00	1,014,000.00	0.00	1,014,000.00	0.00
Subtotal of 209.734 S/P 1:8:1 RS COUNSELING			1,014,000.00	0.00	1,014,000.00	0.00	1,014,000.00	0.00
216.000 S/P 1:6:1-EPC								
2252-000 Chrgs to Components-Services			1,712,256.00	0.00	1,712,256.00	0.00	1,712,256.00	0.00
Subtotal of 216.000 S/P 1:6:1-EPC			1,712,256.00	0.00	1,712,256.00	0.00	1,712,256.00	0.00
216.025 S/P 1:6:1-BROAD HORIZONS RS OT								
2252-000 Chrgs to Components-Services			5,120.00	0.00	5,120.00	0.00	5,120.00	0.00
Subtotal of 216.025 S/P 1:6:1-BROAD HORIZONS RS OT			5,120.00	0.00	5,120.00	0.00	5,120.00	0.00
216.029 S/P 1:6:1-BROAD HORIZONS RS SPCH								
2252-000 Chrgs to Components-Services			11,880.00	0.00	11,880.00	0.00	11,880.00	0.00
Subtotal of 216.029 S/P 1:6:1-BROAD HORIZONS RS SPCH			11,880.00	0.00	11,880.00	0.00	11,880.00	0.00

\* Estimated revenue for Carryover Encumbrances from the prior fiscal year will not be realized. These are estimates to balance the budget.

**GREATER SOUTHERN TIER BOCES**  
Revenue Status Report As Of: 09/30/2015  
Fiscal Year: 2016  
Fund: A GENERAL FUND

Revenue Account	Service	Description	Original Estimate	Adjustments	Current Estimate	Year-to-Date	Anticipated Balance	Excess Revenue
216.214 S/P 1:6:1-ED HOST SITES								
2252-000 Chrgs to Components-Services			1,628,856.00	0.00	1,628,856.00	0.00	1,628,856.00	0.00
2254-000 Chrgs to Other Boces-Services			135,738.00	0.00	135,738.00	13,573.80	122,164.20	0.00
2701-000 Refunds Prior Years Expenses			0.00	0.00	0.00	500.00	0.00	500.00
Subtotal of 216.214 S/P 1:6:1-ED HOST SITES			1,764,594.00	0.00	1,764,594.00	14,073.80	1,751,020.20	500.00
216.217 S/P 1:6:1-AUTISM								
2252-000 Chrgs to Components-Services			2,618,368.00	0.00	2,618,368.00	0.00	2,618,368.00	0.00
Subtotal of 216.217 S/P 1:6:1-AUTISM			2,618,368.00	0.00	2,618,368.00	0.00	2,618,368.00	0.00
216.219 S/P 1:6:1-MULTIPLY DISABLED								
2252-000 Chrgs to Components-Services			1,268,272.00	0.00	1,268,272.00	0.00	1,268,272.00	0.00
Subtotal of 216.219 S/P 1:6:1-MULTIPLY DISABLED			1,268,272.00	0.00	1,268,272.00	0.00	1,268,272.00	0.00
216.425 S/P 1:6:1-ED RS OT								
2252-000 Chrgs to Components-Services			26,880.00	0.00	26,880.00	0.00	26,880.00	0.00
2254-000 Chrgs to Other Boces-Services			10,240.00	0.00	10,240.00	1,024.00	9,216.00	0.00
Subtotal of 216.425 S/P 1:6:1-ED RS OT			37,120.00	0.00	37,120.00	1,024.00	36,096.00	0.00
216.426 S/P 1:6:1-ED RS PT								
2252-000 Chrgs to Components-Services			22,960.00	0.00	22,960.00	0.00	22,960.00	0.00
Subtotal of 216.426 S/P 1:6:1-ED RS PT			22,960.00	0.00	22,960.00	0.00	22,960.00	0.00
216.429 S/P 1:6:1-ED RS SPEECH								
2252-000 Chrgs to Components-Services			23,480.00	0.00	23,480.00	0.00	23,480.00	0.00
2254-000 Chrgs to Other Boces-Services			5,200.00	0.00	5,200.00	520.00	4,680.00	0.00
Subtotal of 216.429 S/P 1:6:1-ED RS SPEECH			28,680.00	0.00	28,680.00	520.00	28,160.00	0.00
216.432 S/P 1:6:1-ED HOST SITE 1:1 AIDE								
2252-000 Chrgs to Components-Services			132,660.00	0.00	132,660.00	0.00	132,660.00	0.00
Subtotal of 216.432 S/P 1:6:1-ED HOST SITE 1:1 AIDE			132,660.00	0.00	132,660.00	0.00	132,660.00	0.00
216.434 S/P 1:6:1-ED RS COUNSELING								
2252-000 Chrgs to Components-Services			285,480.00	0.00	285,480.00	0.00	285,480.00	0.00
2254-000 Chrgs to Other Boces-Services			23,400.00	0.00	23,400.00	2,340.00	21,060.00	0.00
Subtotal of 216.434 S/P 1:6:1-ED RS COUNSELING			308,880.00	0.00	308,880.00	2,340.00	306,540.00	0.00
216.725 S/P 1:6:1-AUTISM RS OT								

\* Estimated revenue for Carryover Encumbrances from the prior fiscal year will not be realized.

These are estimates to balance the budget

# GREATER SOUTHERN TIER BOCES

Revenue Status Report As Of: 09/30/2015

Fiscal Year: 2016

Fund: A GENERAL FUND

Revenue Account	Service	Description	Original Estimate	Adjustments	Current Estimate	Year-to-Date	Anticipated Balance	Excess Revenue
2252-000	Chrgs to Components-Services		264,960.00	0.00	264,960.00	0.00	264,960.00	0.00
Subtotal of 216.725 S/P 1:6:1-AUTISM RS OT			264,960.00	0.00	264,960.00	0.00	264,960.00	0.00
216.726 S/P 1:6:1-AUTISM RS PT								
2252-000	Chrgs to Components-Services		111,520.00	0.00	111,520.00	0.00	111,520.00	0.00
Subtotal of 216.726 S/P 1:6:1-AUTISM RS PT			111,520.00	0.00	111,520.00	0.00	111,520.00	0.00
216.729 S/P 1:6:1-AUTISM RS SPEECH								
2252-000	Chrgs to Components-Services		460,400.00	0.00	460,400.00	0.00	460,400.00	0.00
Subtotal of 216.729 S/P 1:6:1-AUTISM RS SPEECH			460,400.00	0.00	460,400.00	0.00	460,400.00	0.00
216.731 S/P 1:6:1-AUTISM RS ADPE								
2252-000	Chrgs to Components-Services		14,520.00	0.00	14,520.00	0.00	14,520.00	0.00
Subtotal of 216.731 S/P 1:6:1-AUTISM RS ADPE			14,520.00	0.00	14,520.00	0.00	14,520.00	0.00
216.732 S/P 1:6:1-AUTISM RS 1:1 AIDE								
2252-000	Chrgs to Components-Services		707,520.00	0.00	707,520.00	0.00	707,520.00	0.00
Subtotal of 216.732 S/P 1:6:1-AUTISM RS 1:1 AIDE			707,520.00	0.00	707,520.00	0.00	707,520.00	0.00
216.734 S/P 1:6:1-AUTISM RS COUNSELING								
2252-000	Chrgs to Components-Services		20,280.00	0.00	20,280.00	0.00	20,280.00	0.00
Subtotal of 216.734 S/P 1:6:1-AUTISM RS COUNSELING			20,280.00	0.00	20,280.00	0.00	20,280.00	0.00
216.925 S/P 1:6:1-MULTIPLY DISABLED RS O								
2252-000	Chrgs to Components-Services		161,280.00	0.00	161,280.00	0.00	161,280.00	0.00
Subtotal of 216.925 S/P 1:6:1-MULTIPLY DISABLED RS O			161,280.00	0.00	161,280.00	0.00	161,280.00	0.00
216.926 S/P 1:6:1-MULTIPLY DISABLED RS P								
2252-000	Chrgs to Components-Services		200,080.00	0.00	200,080.00	0.00	200,080.00	0.00
Subtotal of 216.926 S/P 1:6:1-MULTIPLY DISABLED RS P			200,080.00	0.00	200,080.00	0.00	200,080.00	0.00
216.928 S/P 1:6:1-MULTIPLY DISABLED RS V								
2252-000	Chrgs to Components-Services		33,120.00	0.00	33,120.00	0.00	33,120.00	0.00
Subtotal of 216.928 S/P 1:6:1-MULTIPLY DISABLED RS V			33,120.00	0.00	33,120.00	0.00	33,120.00	0.00
216.929 S/P 1:6:1-MULTIPLY DISABLED RS S								
2252-000	Chrgs to Components-Services		229,080.00	0.00	229,080.00	0.00	229,080.00	0.00
Subtotal of 216.929 S/P 1:6:1-MULTIPLY DISABLED RS S			229,080.00	0.00	229,080.00	0.00	229,080.00	0.00

\* Estimated revenue for Carryover Encumbrances from the prior fiscal year will not be realized.

These are estimates to balance the budget

**GREATER SOUTHERN TIER BOCES**

Revenue Status Report As Of: 09/30/2015

Fiscal Year: 2016

Fund: A GENERAL FUND

Revenue Account	Service	Description	Original Estimate	Adjustments	Current Estimate	Year-to-Date	Anticipated Balance	Excess Revenue
216.931 S/P 1:6:1-MULTIPLY DBLED RS AD P								
2252-000	Chrgs to Components-Services		44,880.00	0.00	44,880.00	0.00	44,880.00	0.00
Subtotal of 216.931 S/P 1:6:1-MULTIPLY DBLED RS AD P			44,880.00	0.00	44,880.00	0.00	44,880.00	0.00
216.932 S/P 1:6:1-MULTIPLY DBLED RS 1:1								
2252-000	Chrgs to Components-Services		685,410.00	0.00	685,410.00	0.00	685,410.00	0.00
Subtotal of 216.932 S/P 1:6:1-MULTIPLY DBLED RS 1:1			685,410.00	0.00	685,410.00	0.00	685,410.00	0.00
216.937 S/P 1:6:1-MULTIPLY DBLD RS 1:1 N								
2252-000	Chrgs to Components-Services		110,406.00	0.00	110,406.00	0.00	110,406.00	0.00
Subtotal of 216.937 S/P 1:6:1-MULTIPLY DBLD RS 1:1 N			110,406.00	0.00	110,406.00	0.00	110,406.00	0.00
218.499 STAFFING 1:12:3 W/ CATT-ALLE								
2252-000	Chrgs to Components-Services		17,959.00	0.00	17,959.00	0.00	17,959.00	0.00
Subtotal of 218.499 STAFFING 1:12:3 W/ CATT-ALLE			17,959.00	0.00	17,959.00	0.00	17,959.00	0.00
250.499 STAFFING 1:6:1 W/ CATT-ALLE								
2252-000	Chrgs to Components-Services		250,306.00	7,116.46	257,422.46	0.00	257,422.46	0.00
Subtotal of 250.499 STAFFING 1:6:1 W/ CATT-ALLE			250,306.00	7,116.46	257,422.46	0.00	257,422.46	0.00
251.493 STAFFING 1:6:1 W/ GV BOCES								
2252-000	Chrgs to Components-Services		187,444.00	0.00	187,444.00	0.00	187,444.00	0.00
Subtotal of 251.493 STAFFING 1:6:1 W/ GV BOCES			187,444.00	0.00	187,444.00	0.00	187,444.00	0.00
301.000 ITINERANT MUSIC								
2252-000	Chrgs to Components-Services		137,186.00	0.00	137,186.00	0.00	137,186.00	0.00
Subtotal of 301.000 ITINERANT MUSIC			137,186.00	0.00	137,186.00	0.00	137,186.00	0.00
303.000 ITINERANT ART								
2252-000	Chrgs to Components-Services		95,903.00	0.00	95,903.00	0.00	95,903.00	0.00
Subtotal of 303.000 ITINERANT ART			95,903.00	0.00	95,903.00	0.00	95,903.00	0.00
304.000 ITINERANT VISUALLY IMPAIRED								
2252-000	Chrgs to Components-Services		199,921.00	0.00	199,921.00	0.00	199,921.00	0.00
Subtotal of 304.000 ITINERANT VISUALLY IMPAIRED			199,921.00	0.00	199,921.00	0.00	199,921.00	0.00
304.001 ITINERANT VIS IMP BRAILLER PREP								
2252-000	Chrgs to Components-Services		53,428.00	837.73	54,265.73	0.00	54,265.73	0.00
Subtotal of 304.001 ITINERANT VIS IMP BRAILLER PREP			53,428.00	837.73	54,265.73	0.00	54,265.73	0.00

\* Estimated revenue for Carryover Encumbrances from the prior fiscal year will not be realized.

These are estimates to balance the budget

**GREATER SOUTHERN TIER BOCES**

Revenue Status Report As Of: 09/30/2015

Fiscal Year: 2016

Fund: A GENERAL FUND

Revenue Account	Service	Description	Original Estimate	Adjustments	Current Estimate	Year-to-Date	Anticipated Balance	Excess Revenue
305.000	ITINERANT PHYSICAL THERAPY							
2252-000	Chrgs to Components-Services		352,310.00	0.00	352,310.00	0.00	352,310.00	0.00
	Subtotal of 305.000	ITINERANT PHYSICAL THERAPY	352,310.00	0.00	352,310.00	0.00	352,310.00	0.00
307.000	ITINERANT-ENGLISH SECOND LANGUAG							
2252-000	Chrgs to Components-Services		412,565.00	0.00	412,565.00	0.00	412,565.00	0.00
	Subtotal of 307.000	ITINERANT-ENGLISH SECOND LANGUAG	412,565.00	0.00	412,565.00	0.00	412,565.00	0.00
308.000	ITINERANT PHYSICAL EDUCATION							
2252-000	Chrgs to Components-Services		16,334.00	0.00	16,334.00	0.00	16,334.00	0.00
	Subtotal of 308.000	ITINERANT PHYSICAL EDUCATION	16,334.00	0.00	16,334.00	0.00	16,334.00	0.00
309.000	ITINERANT SPEECH IMPROVEMENT							
2252-000	Chrgs to Components-Services		447,925.00	0.00	447,925.00	0.00	447,925.00	0.00
	Subtotal of 309.000	ITINERANT SPEECH IMPROVEMENT	447,925.00	0.00	447,925.00	0.00	447,925.00	0.00
310.000	ITINERANT SPEECH IMPAIRED							
2252-000	Chrgs to Components-Services		412,084.00	0.00	412,084.00	0.00	412,084.00	0.00
	Subtotal of 310.000	ITINERANT SPEECH IMPAIRED	412,084.00	0.00	412,084.00	0.00	412,084.00	0.00
311.692	CHINESE W/ ONEIDA HERKIMER MAD B							
2252-000	Chrgs to Components-Services		27,000.00	0.00	27,000.00	0.00	27,000.00	0.00
	Subtotal of 311.692	CHINESE W/ ONEIDA HERKIMER MAD B	27,000.00	0.00	27,000.00	0.00	27,000.00	0.00
312.000	ITINERANT SCHOOL PSYCHOLOGIST							
2252-000	Chrgs to Components-Services		323,908.00	0.00	323,908.00	0.00	323,908.00	0.00
	Subtotal of 312.000	ITINERANT SCHOOL PSYCHOLOGIST	323,908.00	0.00	323,908.00	0.00	323,908.00	0.00
313.000	ITINERANT INTERP FOR DEAF							
2252-000	Chrgs to Components-Services		298,216.00	0.00	298,216.00	0.00	298,216.00	0.00
	Subtotal of 313.000	ITINERANT INTERP FOR DEAF	298,216.00	0.00	298,216.00	0.00	298,216.00	0.00
316.000	ITINERANT HOME AND CAREERS							
2252-000	Chrgs to Components-Services		78,480.00	0.00	78,480.00	0.00	78,480.00	0.00
	Subtotal of 316.000	ITINERANT HOME AND CAREERS	78,480.00	0.00	78,480.00	0.00	78,480.00	0.00
318.000	GENERAL SUPERVISION/COORDINATION							
2252-000	Chrgs to Components-Services		184,168.00	0.00	184,168.00	0.00	184,168.00	0.00

\* Estimated revenue for Carryover Encumbrances from the prior fiscal year will not be realized. These are estimates to balance the budget

# GREATER SOUTHERN TIER BOCES

Revenue Status Report As Of: 09/30/2015

Fiscal Year: 2016

Fund: A GENERAL FUND

Revenue Account	Service	Description	Original Estimate	Adjustments	Current Estimate	Year-to-Date	Anticipated Balance	Excess Revenue
Subtotal of 318,000	GENERAL SUPERVISION/COORDINATION		184,168.00	0.00	184,168.00	0.00	184,168.00	0.00
320,000 SUPERVISOR:SPECIAL EDUCATION PRO								
2252-000	Chrgs to Components-Services		20,084.00	0.00	20,084.00	0.00	20,084.00	0.00
Subtotal of 320,000	SUPERVISOR:SPECIAL EDUCATION PRO		20,084.00	0.00	20,084.00	0.00	20,084.00	0.00
324,000 ITINERANT OCCUPATIONAL THERAPY								
2252-000	Chrgs to Components-Services		616,756.00	0.00	616,756.00	0.00	616,756.00	0.00
Subtotal of 324,000	ITINERANT OCCUPATIONAL THERAPY		616,756.00	0.00	616,756.00	0.00	616,756.00	0.00
326,000 ITINERANT HARD OF HEARING								
2252-000	Chrgs to Components-Services		240,897.00	0.00	240,897.00	0.00	240,897.00	0.00
Subtotal of 326,000	ITINERANT HARD OF HEARING		240,897.00	0.00	240,897.00	0.00	240,897.00	0.00
327,000 ITINERANT TEACHER OF THE DEAF								
2252-000	Chrgs to Components-Services		111,643.00	0.00	111,643.00	0.00	111,643.00	0.00
Subtotal of 327,000	ITINERANT TEACHER OF THE DEAF		111,643.00	0.00	111,643.00	0.00	111,643.00	0.00
328,693 INTERNAL AUDITOR W/TST BOCES								
2252-000	Chrgs to Components-Services		67,223.00	-3.80	67,219.20	0.00	67,219.20	0.00
Subtotal of 328,693	INTERNAL AUDITOR W/TST BOCES		67,223.00	-3.80	67,219.20	0.00	67,219.20	0.00
329,499 BUSINESS MANAGER W/ CATT-ALL BOC								
2252-000	Chrgs to Components-Services		23,548.00	0.00	23,548.00	0.00	23,548.00	0.00
Subtotal of 329,499	BUSINESS MANAGER W/ CATT-ALL BOC		23,548.00	0.00	23,548.00	0.00	23,548.00	0.00
330,000 ITINERANT NURSE/NURSE TEACHER								
2252-000	Chrgs to Components-Services		62,360.00	0.00	62,360.00	0.00	62,360.00	0.00
Subtotal of 330,000	ITINERANT NURSE/NURSE TEACHER		62,360.00	0.00	62,360.00	0.00	62,360.00	0.00
331,000 ITINERANT CONSULTANT TEACHER								
2252-000	Chrgs to Components-Services		630,884.00	0.00	630,884.00	0.00	630,884.00	0.00
2701-000	Refunds Prior Years Expenses		0.00	0.00	0.00	2,570.27	0.00	2,570.27
Subtotal of 331,000	ITINERANT CONSULTANT TEACHER		630,884.00	0.00	630,884.00	2,570.27	630,884.00	2,570.27
332,000 ITINERANT SCHOOL SOCIAL WORKER								
2252-000	Chrgs to Components-Services		66,582.00	0.00	66,582.00	0.00	66,582.00	0.00
Subtotal of 332,000	ITINERANT SCHOOL SOCIAL WORKER		66,582.00	0.00	66,582.00	0.00	66,582.00	0.00

\* Estimated revenue for Carryover Encumbrances from the prior fiscal year will not be realized  
These are estimates to balance the budget

# GREATER SOUTHERN TIER BOCES

Revenue Status Report As Of: 09/30/2015

Fiscal Year: 2016

Fund: A GENERAL FUND

Revenue Account	Service	Description	Original Estimate	Adjustments	Current Estimate	Year-to-Date	Anticipated Balance	Excess Revenue
334.499	ITINERANT VISUALLY IMPAIRED							
2252-000	Chrgs to Components-Services		7,216.00	-0.80	7,215.20	0.00	7,215.20	0.00
	Subtotal of 334.499 ITINERANT VISUALLY IMPAIRED		7,216.00	-0.80	7,215.20	0.00	7,215.20	0.00
335.698	ITIN DIAG SVS W/PUT-WEST							
2252-000	Chrgs to Components-Services		7,445.00	0.00	7,445.00	0.00	7,445.00	0.00
	Subtotal of 335.698 ITIN DIAG SVS W/PUT-WEST		7,445.00	0.00	7,445.00	0.00	7,445.00	0.00
336.494	ITIN INTERP FOR DEAF W/MONROE #1							
2252-000	Chrgs to Components-Services		28,209.00	0.00	28,209.00	0.00	28,209.00	0.00
	Subtotal of 336.494 ITIN INTERP FOR DEAF W/MONROE #1		28,209.00	0.00	28,209.00	0.00	28,209.00	0.00
344.495	OCCUPATIONAL THERAPY W/ WFL BOC							
2252-000	Chrgs to Components-Services		656.00	0.00	656.00	0.00	656.00	0.00
	Subtotal of 344.495 OCCUPATIONAL THERAPY W/ WFL BOC		656.00	0.00	656.00	0.00	656.00	0.00
401.000	ARTS IN ED(BASE)							
2252-000	Chrgs to Components-Services		59,752.00	0.00	59,752.00	0.00	59,752.00	0.00
	Subtotal of 401.000 ARTS IN ED(BASE)		59,752.00	0.00	59,752.00	0.00	59,752.00	0.00
401.001	ARTS IN ED-DIST SPEC							
2252-000	Chrgs to Components-Services		303,338.00	0.00	303,338.00	0.00	303,338.00	0.00
	Subtotal of 401.001 ARTS IN ED-DIST SPEC		303,338.00	0.00	303,338.00	0.00	303,338.00	0.00
401.002	ARTS IN ED-CHEMUNG RIVER							
2252-000	Chrgs to Components-Services		18,400.00	0.00	18,400.00	0.00	18,400.00	0.00
	Subtotal of 401.002 ARTS IN ED-CHEMUNG RIVER		18,400.00	0.00	18,400.00	0.00	18,400.00	0.00
403.001	ALT ED - AD BASED LRNG (ABL)							
2252-000	Chrgs to Components-Services		104,793.00	0.00	104,793.00	0.00	104,793.00	0.00
2770-000	Unclassified Revenues		0.00	0.00	0.00	1,750.00	0.00	1,750.00
	Subtotal of 403.001 ALT ED - AD BASED LRNG (ABL)		104,793.00	0.00	104,793.00	1,750.00	104,793.00	1,750.00
403.003	ALT ED - SECONDARY(MODEL A)							
2252-000	Chrgs to Components-Services		1,669,666.00	49,990.00	1,719,656.00	0.00	1,719,656.00	0.00
	Subtotal of 403.003 ALT ED - SECONDARY(MODEL A)		1,669,666.00	49,990.00	1,719,656.00	0.00	1,719,656.00	0.00
403.004	ALT ED - MIDDLE SCHOOL-HORNELL							
2252-000	Chrgs to Components-Services		198,948.00	0.00	198,948.00	0.00	198,948.00	0.00

\* Estimated revenue for Carryover Encumbrances from the prior fiscal year will not be realized. These are estimates to balance the budget

**GREATER SOUTHERN TIER BOCES**

Revenue Status Report As Of: 09/30/2015

Fiscal Year: 2016

Fund: A GENERAL FUND

Revenue Account	Service	Description	Original Estimate	Adjustments	Current Estimate	Year-to-Date	Anticipated Balance	Excess Revenue
Subtotal of 403.004 ALT ED - MIDDLE SCHOOL-HORNELL			198,948.00	0.00	198,948.00	0.00	198,948.00	0.00
403.005 ALT ED - MIDDLE SCHOOL COOPERS								
2252-000	Chrgs to Components-Services		440,864.00	-96,439.00	344,425.00	0.00	344,425.00	0.00
2701-000	Refunds Prior Years Expenses		0.00	0.00	0.00	571.43	0.00	571.43
Subtotal of 403.005 ALT ED - MIDDLE SCHOOL COOPERS			440,864.00	-96,439.00	344,425.00	571.43	344,425.00	571.43
406.693 EQUIV ATT ED/GED W/ TST BOCES								
2252-000	Chrgs to Components-Services		0.00	15.94	15.94	0.00	15.94	0.00
Subtotal of 406.693 EQUIV ATT ED/GED W/ TST BOCES			0.00	15.94	15.94	0.00	15.94	0.00
409.000 ACADEMIC PRGS-DETENTION								
2252-000	Chrgs to Components-Services		116,880.00	-116,880.00	0.00	0.00	0.00	0.00
Subtotal of 409.000 ACADEMIC PRGS-DETENTION			116,880.00	-116,880.00	0.00	0.00	0.00	0.00
412.000 ADV PLCMT-ACE								
2252-000	Chrgs to Components-Services		52,216.00	0.00	52,216.00	0.00	52,216.00	0.00
2254-000	Chrgs to Other Boces-Services		1,105.00	0.00	1,105.00	110.50	994.50	0.00
Subtotal of 412.000 ADV PLCMT-ACE			53,321.00	0.00	53,321.00	110.50	53,210.50	0.00
415.000 SUMMER SCHOOL-SECONDARY								
2252-000	Chrgs to Components-Services		762,100.00	0.00	762,100.00	0.00	762,100.00	0.00
Subtotal of 415.000 SUMMER SCHOOL-SECONDARY			762,100.00	0.00	762,100.00	0.00	762,100.00	0.00
421.594 ACADMIC PRGS SPEC FACLT W/OCM								
2252-000	Chrgs to Components-Services		0.00	500.00	500.00	0.00	500.00	0.00
Subtotal of 421.594 ACADMIC PRGS SPEC FACLT W/OCM			0.00	500.00	500.00	0.00	500.00	0.00
426.000 EXPL ENRICHMNT-STEM ACTIVITIES								
2252-000	Chrgs to Components-Services		19,483.00	0.00	19,483.00	0.00	19,483.00	0.00
Subtotal of 426.000 EXPL ENRICHMNT-STEM ACTIVITIES			19,483.00	0.00	19,483.00	0.00	19,483.00	0.00
426.001 EXPL ENRICHMNT-DISTRICT SPECIFIC								
2252-000	Chrgs to Components-Services		110,405.00	0.00	110,405.00	0.00	110,405.00	0.00
Subtotal of 426.001 EXPL ENRICHMNT-DISTRICT SPECIFIC			110,405.00	0.00	110,405.00	0.00	110,405.00	0.00
427.599 EXPL ENRICHMNT W/BROOME BOCES								
2252-000	Chrgs to Components-Services		14,746.00	0.00	14,746.00	0.00	14,746.00	0.00
Subtotal of 427.599 EXPL ENRICHMNT W/BROOME BOCES			14,746.00	0.00	14,746.00	0.00	14,746.00	0.00

\* Estimated revenue for Carryover Encumbrances from the prior fiscal year will not be realized. These are estimates to balance the budget

**GREATER SOUTHERN TIER BOCES**

Revenue Status Report As Of: 09/30/2015

Fiscal Year: 2016

Fund: A GENERAL FUND

Revenue Account	Service	Description	Original Estimate	Adjustments	Current Estimate	Year-to-Date	Anticipated Balance	Excess Revenue
430.000	DISTANCE LEARNING BASE-COORD							
2252-000	Chrgs to Components-Services		107,953.00	0.00	107,953.00	0.00	107,953.00	0.00
	Subtotal of 430.000	DISTANCE LEARNING BASE-COORD	107,953.00	0.00	107,953.00	0.00	107,953.00	0.00
430.001	DISTANCE LEARNING DIST SPEC							
2252-000	Chrgs to Components-Services		41,875.00	0.00	41,875.00	0.00	41,875.00	0.00
	Subtotal of 430.001	DISTANCE LEARNING DIST SPEC	41,875.00	0.00	41,875.00	0.00	41,875.00	0.00
430.002	VIRTUAL WORLD PROJECT							
2252-000	Chrgs to Components-Services		48,874.00	0.00	48,874.00	0.00	48,874.00	0.00
	Subtotal of 430.002	VIRTUAL WORLD PROJECT	48,874.00	0.00	48,874.00	0.00	48,874.00	0.00
430.003	VIRTUAL WORLD PROJ-SCI FAIR STIP							
2252-000	Chrgs to Components-Services		18,500.00	0.00	18,500.00	0.00	18,500.00	0.00
	Subtotal of 430.003	VIRTUAL WORLD PROJ-SCI FAIR STIP	18,500.00	0.00	18,500.00	0.00	18,500.00	0.00
430.004	VIRTUAL WORLD PROJ-SCI FAIR WORL							
2252-000	Chrgs to Components-Services		9,500.00	0.00	9,500.00	0.00	9,500.00	0.00
	Subtotal of 430.004	VIRTUAL WORLD PROJ-SCI FAIR WORL	9,500.00	0.00	9,500.00	0.00	9,500.00	0.00
430.005	VIRTUAL WORLD PROJ-CYBER CIV							
2252-000	Chrgs to Components-Services		3,150.00	0.00	3,150.00	0.00	3,150.00	0.00
	Subtotal of 430.005	VIRTUAL WORLD PROJ-CYBER CIV	3,150.00	0.00	3,150.00	0.00	3,150.00	0.00
430.006	VIRTUAL WORLD PROJ-RIVER CITY							
2252-000	Chrgs to Components-Services		1,300.00	0.00	1,300.00	0.00	1,300.00	0.00
	Subtotal of 430.006	VIRTUAL WORLD PROJ-RIVER CITY	1,300.00	0.00	1,300.00	0.00	1,300.00	0.00
430.007	DL-ADVANCED ACADEMICS BASE							
2252-000	Chrgs to Components-Services		99,092.00	0.00	99,092.00	0.00	99,092.00	0.00
	Subtotal of 430.007	DL-ADVANCED ACADEMICS BASE	99,092.00	0.00	99,092.00	0.00	99,092.00	0.00
430.008	DL-ADVANCED ACADEMICS DIST SPEC							
2252-000	Chrgs to Components-Services		246,280.00	0.00	246,280.00	0.00	246,280.00	0.00
	Subtotal of 430.008	DL-ADVANCED ACADEMICS DIST SPEC	246,280.00	0.00	246,280.00	0.00	246,280.00	0.00
432.495	DISTANCE LEARNING WWFL BOCES							
2252-000	Chrgs to Components-Services		2,103.00	0.00	2,103.00	0.00	2,103.00	0.00

\* Estimated revenue for Carryover Encumbrances from the prior fiscal year will not be realized. These are estimates to balance the budget

# GREATER SOUTHERN TIER BOCES

Revenue Status Report As Of: 09/30/2015

Fiscal Year: 2016

Fund: A GENERAL FUND

Revenue Account	Service	Description	Original Estimate	Adjustments	Current Estimate	Year-to-Date	Anticipated Balance	Excess Revenue
Subtotal of 432.495 DISTANCE LEARNING W/WFL BOCES			2,103.00	0.00	2,103.00	0.00	2,103.00	0.00
433.496 DISTANCE LEARNING W/MON 2 BOCES								
	2252-000	Chrgs to Components-Services	4,340.00	0.00	4,340.00	0.00	4,340.00	0.00
Subtotal of 433.496 DISTANCE LEARNING W/MON 2 BOCES			4,340.00	0.00	4,340.00	0.00	4,340.00	0.00
438.594 DISTANCE LEARNING W/ OCM BOCES								
	2252-000	Chrgs to Components-Services	56,772.00	0.00	56,772.00	0.00	56,772.00	0.00
Subtotal of 438.594 DISTANCE LEARNING W/ OCM BOCES			56,772.00	0.00	56,772.00	0.00	56,772.00	0.00
439.499 EXPL ENRICHMNT W/CAEW BOCES								
	2252-000	Chrgs to Components-Services	1,272.00	0.00	1,272.00	0.00	1,272.00	0.00
Subtotal of 439.499 EXPL ENRICHMNT W/CAEW BOCES			1,272.00	0.00	1,272.00	0.00	1,272.00	0.00
440.493 SUMMER SCHOOL W/ GV BOCES								
	2252-000	Chrgs to Components-Services	2,117.00	0.00	2,117.00	0.00	2,117.00	0.00
Subtotal of 440.493 SUMMER SCHOOL W/ GV BOCES			2,117.00	0.00	2,117.00	0.00	2,117.00	0.00
505.494 ED COMM-MUSIC LIB-MONROE #1 BOCE								
	2252-000	Chrgs to Components-Services	1,992.00	-1.32	1,990.68	0.00	1,990.68	0.00
Subtotal of 505.494 ED COMM-MUSIC LIB-MONROE #1 BOCE			1,992.00	-1.32	1,990.68	0.00	1,990.68	0.00
506.000 CURRICULUM DEVELOPMENT								
	2252-000	Chrgs to Components-Services	876,943.00	0.00	876,943.00	0.00	876,943.00	0.00
Subtotal of 506.000 CURRICULUM DEVELOPMENT			876,943.00	0.00	876,943.00	0.00	876,943.00	0.00
506.001 CURRICULUM DEVELOPMENT-STIPENDS								
	2252-000	Chrgs to Components-Services	71,200.00	0.00	71,200.00	0.00	71,200.00	0.00
Subtotal of 506.001 CURRICULUM DEVELOPMENT-STIPENDS			71,200.00	0.00	71,200.00	0.00	71,200.00	0.00
506.002 CURRICULUM DEVELOPMENT-SUBS								
	2252-000	Chrgs to Components-Services	75,200.00	0.00	75,200.00	0.00	75,200.00	0.00
Subtotal of 506.002 CURRICULUM DEVELOPMENT-SUBS			75,200.00	0.00	75,200.00	0.00	75,200.00	0.00
507.000 INTER SCHLSTIC SPORTS COORD-V								
	2252-000	Chrgs to Components-Services	8,822.00	0.00	8,822.00	0.00	8,822.00	0.00
	2254-000	Chrgs to Other Boces-Services	802.00	0.00	802.00	80.20	721.80	0.00
Subtotal of 507.000 INTER SCHLSTIC SPORTS COORD-V			9,624.00	0.00	9,624.00	80.20	9,543.80	0.00

\* Estimated revenue for Carryover Encumbrances from the prior fiscal year will not be realized.

These are estimates to balance the budget

# GREATER SOUTHERN TIER BOCES

Revenue Status Report As Of: 09/30/2015

Fiscal Year: 2016

Fund: A GENERAL FUND

Revenue Account	Service	Description	Original Estimate	Adjustments	Current Estimate	Year-to-Date	Anticipated Balance	Excess Revenue
<b>508.000 LIBRARY SERVICE/MEDIA (BASE)</b>								
2252-000	Chrgs to Components-Services		82,908.00	0.00	82,908.00	0.00	82,908.00	0.00
Subtotal of 508.000 LIBRARY SERVICE/MEDIA (BASE)			82,908.00	0.00	82,908.00	0.00	82,908.00	0.00
<b>508.001 LIBRY SVC-DATABASES</b>								
2252-000	Chrgs to Components-Services		162,242.00	2,554.00	164,796.00	0.00	164,796.00	0.00
Subtotal of 508.001 LIBRY SVC-DATABASES			162,242.00	2,554.00	164,796.00	0.00	164,796.00	0.00
<b>508.002 LIBRY SVC-COOPERATIVE COLLECTION</b>								
2252-000	Chrgs to Components-Services		85,907.00	0.00	85,907.00	0.00	85,907.00	0.00
Subtotal of 508.002 LIBRY SVC-COOPERATIVE COLLECTION			85,907.00	0.00	85,907.00	0.00	85,907.00	0.00
<b>511.000 PRINTING</b>								
2252-000	Chrgs to Components-Services		846,943.00	0.00	846,943.00	0.00	846,943.00	0.00
2770-000	Unclassified Revenues		437.00	0.00	437.00	0.00	437.00	0.00
Subtotal of 511.000 PRINTING			847,380.00	0.00	847,380.00	0.00	847,380.00	0.00
<b>511.002 PRINTING/UNDAIDED SUPPLIES</b>								
2252-000	Chrgs to Components-Services		0.00	123,745.00	123,745.00	0.00	123,745.00	0.00
2655-000	Minor Sales, Other		0.00	0.00	0.00	17,784.00	0.00	17,784.00
Subtotal of 511.002 PRINTING/UNDAIDED SUPPLIES			0.00	123,745.00	123,745.00	17,784.00	123,745.00	17,784.00
<b>511.005 PRINTING - COURIER</b>								
2252-000	Chrgs to Components-Services		209,484.00	0.00	209,484.00	0.00	209,484.00	0.00
2701-000	Refunds Prior Years Expenses		0.00	0.00	0.00	1,264.53	0.00	1,264.53
2770-000	Unclassified Revenues		850.00	0.00	850.00	189.53	660.47	0.00
Subtotal of 511.005 PRINTING - COURIER			210,334.00	0.00	210,334.00	1,454.06	210,144.47	1,264.53
<b>512.000 COMP SVC-CAI/LAN</b>								
2252-000	Chrgs to Components-Services		766,072.00	0.00	766,072.00	0.00	766,072.00	0.00
2254-000	Chrgs to Other Boces-Services		5,652.00	0.00	5,652.00	565.20	5,086.80	0.00
Subtotal of 512.000 COMP SVC-CAI/LAN			771,724.00	0.00	771,724.00	565.20	771,158.80	0.00
<b>512.001 COMP SVC-CAI/LAN DIST SPEC</b>								
2252-000	Chrgs to Components-Services		1,309,689.00	-5,641.00	1,304,048.00	0.00	1,304,048.00	0.00
2254-000	Chrgs to Other Boces-Services		379,000.00	0.00	379,000.00	37,900.00	341,100.00	0.00
Subtotal of 512.001 COMP SVC-CAI/LAN DIST SPEC			1,688,689.00	-5,641.00	1,683,048.00	37,900.00	1,645,148.00	0.00
<b>513.000 LIBRARY AUTOMATION (BASE)</b>								

\* Estimated revenue for Carryover Encumbrances from the prior fiscal year will not be realized.

These are estimates to balance the budget

# GREATER SOUTHERN TIER BOCES

Revenue Status Report As Of: 09/30/2015

Fiscal Year: 2016

Fund: A GENERAL FUND

Revenue Account	Service	Description	Original Estimate	Adjustments	Current Estimate	Year-to-Date	Anticipated Balance	Excess Revenue
2252-000	Chrgs to Components-Services		211,835.00	0.00	211,835.00	0.00	211,835.00	0.00
Subtotal of 513.000 LIBRARY AUTOMATION (BASE)			211,835.00	0.00	211,835.00	0.00	211,835.00	0.00
513.001	LIBRARY AUTOMATION-DIST SPECIFIC							
2252-000	Chrgs to Components-Services		11,045.00	100.00	11,145.00	0.00	11,145.00	0.00
Subtotal of 513.001 LIBRARY AUTOMATION-DIST SPECIFIC			11,045.00	100.00	11,145.00	0.00	11,145.00	0.00
513.002	LIBRARY AUTOMATION-MANDARIN							
2252-000	Chrgs to Components-Services		42,840.00	810.00	43,650.00	0.00	43,650.00	0.00
Subtotal of 513.002 LIBRARY AUTOMATION-MANDARIN			42,840.00	810.00	43,650.00	0.00	43,650.00	0.00
513.003	LIBRARY AUTOMATION-ALEXANDRIA							
2252-000	Chrgs to Components-Services		2,397.00	0.00	2,397.00	0.00	2,397.00	0.00
Subtotal of 513.003 LIBRARY AUTOMATION-ALEXANDRIA			2,397.00	0.00	2,397.00	0.00	2,397.00	0.00
514.000	EXTRA CURR COORD ACADEMIC ALL ST							
2252-000	Chrgs to Components-Services		12,765.00	0.00	12,765.00	0.00	12,765.00	0.00
Subtotal of 514.000 EXTRA CURR COORD ACADEMIC ALL ST			12,765.00	0.00	12,765.00	0.00	12,765.00	0.00
516.000	PLANNING/INSTR-GRANT WRITING							
2252-000	Chrgs to Components-Services		962,276.00	0.00	962,276.00	0.00	962,276.00	0.00
Subtotal of 516.000 PLANNING/INSTR-GRANT WRITING			962,276.00	0.00	962,276.00	0.00	962,276.00	0.00
517.000	COORD, OTHER-CENTRAL							
2254-000	Chrgs to Other Boces-Services		22,500.00	0.00	22,500.00	2,250.00	20,250.00	0.00
2770-000	Unclassified Revenues		9,750.00	0.00	9,750.00	12,650.00	0.00	2,900.00
Subtotal of 517.000 COORD, OTHER-CENTRAL			32,250.00	0.00	32,250.00	14,900.00	20,250.00	2,900.00
518.000	COORDINATOR OF HOME INSTRUCTION							
2252-000	Chrgs to Components-Services		57,319.00	0.00	57,319.00	0.00	57,319.00	0.00
Subtotal of 518.000 COORDINATOR OF HOME INSTRUCTION			57,319.00	0.00	57,319.00	0.00	57,319.00	0.00
520.000	COMPREHENSIVE SUPPORT SERVICES							
2252-000	Chrgs to Components-Services		67,464.00	0.00	67,464.00	0.00	67,464.00	0.00
Subtotal of 520.000 COMPREHENSIVE SUPPORT SERVICES			67,464.00	0.00	67,464.00	0.00	67,464.00	0.00
522.000	EQUIPMENT REPAIR-AV							
2252-000	Chrgs to Components-Services		120,311.00	0.00	120,311.00	0.00	120,311.00	0.00
2770-000	Unclassified Revenues		228.00	0.00	228.00	0.00	228.00	0.00

\* Estimated revenue for Carryover Encumbrances from the prior fiscal year will not be realized. These are estimates to balance the budget

**GREATER SOUTHERN TIER BOCES**

Revenue Status Report As Of: 09/30/2015

Fiscal Year: 2016

Fund: A GENERAL FUND

Revenue Account	Service	Description	Original Estimate	Adjustments	Current Estimate	Year-to-Date	Anticipated Balance	Excess Revenue
Subtotal of 522.000 EQUIPMENT REPAIR-AV			120,539.00	0.00	120,539.00	0.00	120,539.00	0.00
522.001 EQUIPMENT REPAIR-MICRO								
2252-000 Chrgs to Components-Services			221,033.00	0.00	221,033.00	0.00	221,033.00	0.00
2701-000 Refunds Prior Years Expenses			0.00	0.00	0.00	546.00	0.00	546.00
2770-000 Unclassified Revenues			0.00	0.00	0.00	260.00	0.00	260.00
Subtotal of 522.001 EQUIPMENT REPAIR-MICRO			221,033.00	0.00	221,033.00	806.00	221,033.00	806.00
523.493 INTER-SCHOL COOR-W/ GV BOCES								
2252-000 Chrgs to Components-Services			5,790.00	110.00	5,900.00	0.00	5,900.00	0.00
Subtotal of 523.493 INTER-SCHOL COOR-W/ GV BOCES			5,790.00	110.00	5,900.00	0.00	5,900.00	0.00
525.000 STAFF DVLPM-T-CURR MENTOR-BASE								
2252-000 Chrgs to Components-Services			573,860.00	0.00	573,860.00	0.00	573,860.00	0.00
Subtotal of 525.000 STAFF DVLPM-T-CURR MENTOR-BASE			573,860.00	0.00	573,860.00	0.00	573,860.00	0.00
525.001 STAFF DVLPM-T-CURR MENTOR-SUBS								
2252-000 Chrgs to Components-Services			71,970.00	0.00	71,970.00	0.00	71,970.00	0.00
Subtotal of 525.001 STAFF DVLPM-T-CURR MENTOR-SUBS			71,970.00	0.00	71,970.00	0.00	71,970.00	0.00
525.002 STAFF DVLPM-T-CURR MENTOR-SUMMER								
2252-000 Chrgs to Components-Services			29,437.00	0.00	29,437.00	0.00	29,437.00	0.00
Subtotal of 525.002 STAFF DVLPM-T-CURR MENTOR-SUMMER			29,437.00	0.00	29,437.00	0.00	29,437.00	0.00
525.003 STF DVLPM-T-CURR MNTR-SUMMER STIPND								
2252-000 Chrgs to Components-Services			60,920.00	0.00	60,920.00	0.00	60,920.00	0.00
Subtotal of 525.003 STF DVLPM-T-CURR MNTR-SUMMER STIPND			60,920.00	0.00	60,920.00	0.00	60,920.00	0.00
525.004 STAFF DVLPM-T-STEM MENTORS								
2252-000 Chrgs to Components-Services			946,870.00	28,693.00	975,563.00	0.00	975,563.00	0.00
2254-000 Chrgs to Other Boces-Services			43,040.00	0.00	43,040.00	4,304.00	38,736.00	0.00
Subtotal of 525.004 STAFF DVLPM-T-STEM MENTORS			989,910.00	28,693.00	1,018,603.00	4,304.00	1,014,299.00	0.00
525.006 STAFF DVLPM-T-STEM SUBS								
2252-000 Chrgs to Components-Services			120,968.00	0.00	120,968.00	0.00	120,968.00	0.00
Subtotal of 525.006 STAFF DVLPM-T-STEM SUBS			120,968.00	0.00	120,968.00	0.00	120,968.00	0.00
525.007 STAFF DVLPM-T-STEM STIPENDS								
2252-000 Chrgs to Components-Services			500.00	0.00	500.00	0.00	500.00	0.00

\* Estimated revenue for Carryover Encumbrances from the prior fiscal year will not be realized. These are estimates to balance the budget

**GREATER SOUTHERN TIER BOCES**

Revenue Status Report As Of: 09/30/2015

Fiscal Year: 2016

Fund: A GENERAL FUND

Revenue Account	Service	Description	Original Estimate	Adjustments	Current Estimate	Year-to-Date	Anticipated Balance	Excess Revenue
Subtotal of 525.007 STAFF DVL PMT-STEM STIPENDS			500.00	0.00	500.00	0.00	500.00	0.00
525.008 STAFF DVL PMT-STEM EVALS								
2252-000	Chrgs to Components-Services		43,200.00	0.00	43,200.00	0.00	43,200.00	0.00
Subtotal of 525.008 STAFF DVL PMT-STEM EVALS			43,200.00	0.00	43,200.00	0.00	43,200.00	0.00
526.691 INTER-SCHOL COOR-DCMO								
2252-000	Chrgs to Components-Services		28,693.00	0.00	28,693.00	0.00	28,693.00	0.00
Subtotal of 526.691 INTER-SCHOL COOR-DCMO			28,693.00	0.00	28,693.00	0.00	28,693.00	0.00
527.000 INSTR MAT DEVEL-ELEM SCIENCE								
2252-000	Chrgs to Components-Services		221,622.00	3,225.00	224,847.00	0.00	224,847.00	0.00
2254-000	Chrgs to Other Boces-Services		11,134.00	0.00	11,134.00	1,113.40	10,020.60	0.00
Subtotal of 527.000 INSTR MAT DEVEL-ELEM SCIENCE			232,756.00	3,225.00	235,981.00	1,113.40	234,867.60	0.00
527.001 DISCRETIONARY-ELEM SCIENCE								
2252-000	Chrgs to Components-Services		432,312.00	26,692.00	459,004.00	0.00	459,004.00	0.00
2254-000	Chrgs to Other Boces-Services		30,649.00	0.00	30,649.00	3,064.90	27,584.10	0.00
Subtotal of 527.001 DISCRETIONARY-ELEM SCIENCE			462,961.00	26,692.00	489,653.00	3,064.90	486,588.10	0.00
527.002 INSTR MAT DEVEL-SCI DISCOVERY CT								
2252-000	Chrgs to Components-Services		4,322.00	0.00	4,322.00	0.00	4,322.00	0.00
Subtotal of 527.002 INSTR MAT DEVEL-SCI DISCOVERY CT			4,322.00	0.00	4,322.00	0.00	4,322.00	0.00
527.003 SCI DISCOVERY CTR-DIST SPEC								
2252-000	Chrgs to Components-Services		43,213.00	0.00	43,213.00	0.00	43,213.00	0.00
Subtotal of 527.003 SCI DISCOVERY CTR-DIST SPEC			43,213.00	0.00	43,213.00	0.00	43,213.00	0.00
528.000 IND-ED ACT COOR-CDC								
2252-000	Chrgs to Components-Services		354,326.00	0.00	354,326.00	0.00	354,326.00	0.00
2770-000	Unclassified Revenues		91,781.00	0.00	91,781.00	6,600.00	85,181.00	0.00
Subtotal of 528.000 IND-ED ACT COOR-CDC			446,107.00	0.00	446,107.00	6,600.00	439,507.00	0.00
528.002 IND-ED ACT COOR-CDC INTERNSHIPS								
2252-000	Chrgs to Components-Services		35,004.00	0.00	35,004.00	0.00	35,004.00	0.00
Subtotal of 528.002 IND-ED ACT COOR-CDC INTERNSHIPS			35,004.00	0.00	35,004.00	0.00	35,004.00	0.00
528.005 IND-ED ACT COOR-CDC YOUTH LEADER								
2252-000	Chrgs to Components-Services		6,750.00	1,000.00	7,750.00	0.00	7,750.00	0.00

\* Estimated revenue for Carryover Encumbrances from the prior fiscal year will not be realized. These are estimates to balance the budget

**GREATER SOUTHERN TIER BOCES**

Revenue Status Report As Of: 09/30/2015

Fiscal Year: 2016

Fund: A GENERAL FUND

Revenue Account	Service	Description	Original Estimate	Adjustments	Current Estimate	Year-to-Date	Anticipated Balance	Excess Revenue
Subtotal of 528.005 IND-ED ACT COOR-CDC YOUTH LEADER			6,750.00	1,000.00	7,750.00	0.00	7,750.00	0.00
528.008 IND-ED ACT COOR-CDC ADDL CAREER								
2252-000	Chrgs to Components-Services		28,150.00	0.00	28,150.00	0.00	28,150.00	0.00
2770-000	Unclassified Revenues		0.00	0.00	0.00	6,600.00	0.00	6,600.00
Subtotal of 528.008 IND-ED ACT COOR-CDC ADDL CAREER			28,150.00	0.00	28,150.00	6,600.00	28,150.00	6,600.00
535.499 Equipment Repair XC								
2252-000	Chrgs to Components-Services		8,199.00	0.00	8,199.00	0.00	8,199.00	0.00
Subtotal of 535.499 Equipment Repair XC			8,199.00	0.00	8,199.00	0.00	8,199.00	0.00
536.000 MODEL SCHOOLS-BASE								
2252-000	Chrgs to Components-Services		78,111.00	0.00	78,111.00	0.00	78,111.00	0.00
Subtotal of 536.000 MODEL SCHOOLS-BASE			78,111.00	0.00	78,111.00	0.00	78,111.00	0.00
536.001 MODEL SCHOOLS-DIST SPEC								
2252-000	Chrgs to Components-Services		24,043.00	0.00	24,043.00	0.00	24,043.00	0.00
Subtotal of 536.001 MODEL SCHOOLS-DIST SPEC			24,043.00	0.00	24,043.00	0.00	24,043.00	0.00
537.000 SCH CURR-BASE								
2252-000	Chrgs to Components-Services		215,921.00	0.00	215,921.00	0.00	215,921.00	0.00
Subtotal of 537.000 SCH CURR-BASE			215,921.00	0.00	215,921.00	0.00	215,921.00	0.00
537.001 SCH CURR-WORKSHOPS								
2252-000	Chrgs to Components-Services		403,190.00	0.00	403,190.00	0.00	403,190.00	0.00
2770-000	Unclassified Revenues		31,086.00	0.00	31,086.00	0.00	31,086.00	0.00
2770-002	MISC REV-LAMIN/POSTERS		0.00	0.00	0.00	1,964.86	0.00	1,964.86
Subtotal of 537.001 SCH CURR-WORKSHOPS			434,276.00	0.00	434,276.00	1,964.86	434,276.00	1,964.86
537.002 SCH CURR-DATA ANALYSIS								
2252-000	Chrgs to Components-Services		150,480.00	0.00	150,480.00	0.00	150,480.00	0.00
Subtotal of 537.002 SCH CURR-DATA ANALYSIS			150,480.00	0.00	150,480.00	0.00	150,480.00	0.00
537.003 SCH CURR-LEADERSHIP								
2252-000	Chrgs to Components-Services		21,000.00	0.00	21,000.00	0.00	21,000.00	0.00
Subtotal of 537.003 SCH CURR-LEADERSHIP			21,000.00	0.00	21,000.00	0.00	21,000.00	0.00
537.004 SCH CURR-SUB REIMBURSEMENT								
2252-000	Chrgs to Components-Services		60,139.00	0.00	60,139.00	0.00	60,139.00	0.00

\* Estimated revenue for Carryover Encumbrances from the prior fiscal year will not be realized. These are estimates to balance the budget

**GREATER SOUTHERN TIER BOCES**

Revenue Status Report As Of: 09/30/2015

Fiscal Year: 2016

Fund: A GENERAL FUND

Revenue Account	Service	Description	Original Estimate	Adjustments	Current Estimate	Year-to-Date	Anticipated Balance	Excess Revenue
Subtotal of 537.004 SCH CURR-SUB REIMBURSEMENT			60,139.00	0.00	60,139.00	0.00	60,139.00	0.00
537.005 SCH CURR-WORKSHOPS-DISTRICT SPEC								
2252-000	Chrgs to Components-Services		85,850.00	0.00	85,850.00	0.00	85,850.00	0.00
Subtotal of 537.005 SCH CURR-WORKSHOPS-DISTRICT SPEC			85,850.00	0.00	85,850.00	0.00	85,850.00	0.00
537.006 SCH CURR-STIPENDS								
2252-000	Chrgs to Components-Services		127,779.00	0.00	127,779.00	0.00	127,779.00	0.00
Subtotal of 537.006 SCH CURR-STIPENDS			127,779.00	0.00	127,779.00	0.00	127,779.00	0.00
537.007 SCH CURR-SUPT RETREAT								
2252-000	Chrgs to Components-Services		6,300.00	0.00	6,300.00	0.00	6,300.00	0.00
Subtotal of 537.007 SCH CURR-SUPT RETREAT			6,300.00	0.00	6,300.00	0.00	6,300.00	0.00
537.008 SCH CURR-NYSCOSS								
2252-000	Chrgs to Components-Services		2,100.00	0.00	2,100.00	0.00	2,100.00	0.00
Subtotal of 537.008 SCH CURR-NYSCOSS			2,100.00	0.00	2,100.00	0.00	2,100.00	0.00
537.010 SCH CURR-NETWORK TEAMS								
2252-000	Chrgs to Components-Services		66,000.00	0.00	66,000.00	0.00	66,000.00	0.00
Subtotal of 537.010 SCH CURR-NETWORK TEAMS			66,000.00	0.00	66,000.00	0.00	66,000.00	0.00
537.012 SCH CURR-REGIONAL SCORING								
2252-000	Chrgs to Components-Services		237,553.00	0.00	237,553.00	0.00	237,553.00	0.00
Subtotal of 537.012 SCH CURR-REGIONAL SCORING			237,553.00	0.00	237,553.00	0.00	237,553.00	0.00
545.496 SCH CURR-W/MONROE #2 BOCES								
2252-000	Chrgs to Components-Services		14,038.00	0.00	14,038.00	0.00	14,038.00	0.00
Subtotal of 545.496 SCH CURR-W/MONROE #2 BOCES			14,038.00	0.00	14,038.00	0.00	14,038.00	0.00
547.591 School/Curriculum Improvement PI								
2252-000	Chrgs to Components-Services		43,800.00	0.00	43,800.00	0.00	43,800.00	0.00
Subtotal of 547.591 School/Curriculum Improvement PI			43,800.00	0.00	43,800.00	0.00	43,800.00	0.00
550.591 COMPUTER SVC, INSTR W/ ERIE 1 BO								
2252-000	Chrgs to Components-Services		943,312.00	81,892.53	1,025,204.53	0.00	1,025,204.53	0.00
Subtotal of 550.591 COMPUTER SVC, INSTR W/ ERIE 1 BO			943,312.00	81,892.53	1,025,204.53	0.00	1,025,204.53	0.00
552.599 SCH CURR-W/BROOME-TIOGA BOCES								

\* Estimated revenue for Carryover Encumbrances from the prior fiscal year will not be realized.

These are estimates to balance the budget

**GREATER SOUTHERN TIER BOCES**

Revenue Status Report As Of: 09/30/2015

Fiscal Year: 2016

Fund: A GENERAL FUND

Revenue Account	Service	Description	Original Estimate	Adjustments	Current Estimate	Year-to-Date	Anticipated Balance	Excess Revenue
2252-000	Chrgs to Components-Services		9,536.00	0.00	9,536.00	0.00	9,536.00	0.00
	Subtotal of 552.599	SCH CURR-W/BROOME-TIOGA BOCES	9,536.00	0.00	9,536.00	0.00	9,536.00	0.00
555.591	MODEL SCHOOLS W/ERIE 1 BOCES							
2252-000	Chrgs to Components-Services		44,000.00	0.00	44,000.00	0.00	44,000.00	0.00
	Subtotal of 555.591	MODEL SCHOOLS W/ERIE 1 BOCES	44,000.00	0.00	44,000.00	0.00	44,000.00	0.00
556.693	MODEL SCHOOLS W/TST BOCES							
2252-000	Chrgs to Components-Services		795.00	0.00	795.00	0.00	795.00	0.00
	Subtotal of 556.693	MODEL SCHOOLS W/TST BOCES	795.00	0.00	795.00	0.00	795.00	0.00
558.693	SCH CURR-W/TST BOCES							
2252-000	Chrgs to Components-Services		12,080.00	0.00	12,080.00	0.00	12,080.00	0.00
	Subtotal of 558.693	SCH CURR-W/TST BOCES	12,080.00	0.00	12,080.00	0.00	12,080.00	0.00
559.693	SUBSTANCE ABUSE INFO W/ TST							
2252-000	Chrgs to Components-Services		0.00	6,826.50	6,826.50	0.00	6,826.50	0.00
	Subtotal of 559.693	SUBSTANCE ABUSE INFO W/ TST	0.00	6,826.50	6,826.50	0.00	6,826.50	0.00
562.493	SCH CURR-W/GEN VALLEY BOCES							
2252-000	Chrgs to Components-Services		300.00	200.00	500.00	0.00	500.00	0.00
	Subtotal of 562.493	SCH CURR-W/GEN VALLEY BOCES	300.00	200.00	500.00	0.00	500.00	0.00
568.596	MODEL SCHOOLS W/ ALBANY BOCES							
2252-000	Chrgs to Components-Services		1,040.00	0.00	1,040.00	0.00	1,040.00	0.00
	Subtotal of 568.596	MODEL SCHOOLS W/ ALBANY BOCES	1,040.00	0.00	1,040.00	0.00	1,040.00	0.00
569.495	INTER-SCHOL COOR-W/ WFL BOCES							
2252-000	Chrgs to Components-Services		315.00	0.00	315.00	0.00	315.00	0.00
	Subtotal of 569.495	INTER-SCHOL COOR-W/ WFL BOCES	315.00	0.00	315.00	0.00	315.00	0.00
602.001	HLTH COORD-STEUBEN PLAN							
2252-000	Chrgs to Components-Services		107,891.00	0.00	107,891.00	0.00	107,891.00	0.00
	Subtotal of 602.001	HLTH COORD-STEUBEN PLAN	107,891.00	0.00	107,891.00	0.00	107,891.00	0.00
602.002	WORKERS COMP COORD							
2252-000	Chrgs to Components-Services		42,240.00	0.00	42,240.00	0.00	42,240.00	0.00
	Subtotal of 602.002	WORKERS COMP COORD	42,240.00	0.00	42,240.00	0.00	42,240.00	0.00

\* Estimated revenue for Carryover Encumbrances from the prior fiscal year will not be realized.

These are estimates to balance the budget

**GREATER SOUTHERN TIER BOCES**

Revenue Status Report As Of: 09/30/2015

Fiscal Year: 2016

Fund: A GENERAL FUND

Revenue Account	Service	Description	Original Estimate	Adjustments	Current Estimate	Year-to-Date	Anticipated Balance	Excess Revenue
<b>605.001 CSC-TELECOM</b>								
2252-000	Chrgs to Components-Services		427,710.00	0.00	427,710.00	0.00	427,710.00	0.00
2701-000	Refunds Prior Years Expenses		0.00	0.00	0.00	76.25	0.00	76.25
2770-000	Unclassified Revenues		0.00	0.00	0.00	115,825.00	0.00	115,825.00
	Subtotal of 605.001 CSC-TELECOM		427,710.00	0.00	427,710.00	115,901.25	427,710.00	115,901.25
<b>605.002 CSC-DESKTOP</b>								
2252-000	Chrgs to Components-Services		2,116,160.00	0.00	2,116,160.00	0.00	2,116,160.00	0.00
	Subtotal of 605.002 CSC-DESKTOP		2,116,160.00	0.00	2,116,160.00	0.00	2,116,160.00	0.00
<b>605.003 CSC-EMAIL</b>								
2252-000	Chrgs to Components-Services		79,929.00	0.00	79,929.00	0.00	79,929.00	0.00
	Subtotal of 605.003 CSC-EMAIL		79,929.00	0.00	79,929.00	0.00	79,929.00	0.00
<b>605.005 CSC-INST TECH</b>								
2252-000	Chrgs to Components-Services		142,274.00	0.00	142,274.00	0.00	142,274.00	0.00
	Subtotal of 605.005 CSC-INST TECH		142,274.00	0.00	142,274.00	0.00	142,274.00	0.00
<b>605.006 CSC-SERVER</b>								
2252-000	Chrgs to Components-Services		370,956.00	0.00	370,956.00	0.00	370,956.00	0.00
	Subtotal of 605.006 CSC-SERVER		370,956.00	0.00	370,956.00	0.00	370,956.00	0.00
<b>605.007 CSC-ON-LINE</b>								
2252-000	Chrgs to Components-Services		340,938.00	0.00	340,938.00	0.00	340,938.00	0.00
	Subtotal of 605.007 CSC-ON-LINE		340,938.00	0.00	340,938.00	0.00	340,938.00	0.00
<b>605.008 CSC-ON-LINE/DIST SPEC</b>								
2252-000	Chrgs to Components-Services		2,933,541.00	91,090.00	3,024,631.00	0.00	3,024,631.00	0.00
2650-000	Sales-Scrap & Excess Material		0.00	0.00	0.00	853.20	0.00	853.20
2701-800	REFUND PRIOR YEARS OTH BOCES		0.00	0.00	0.00	66,022.21	0.00	66,022.21
2770-000	Unclassified Revenues		0.00	0.00	0.00	2,590.00	0.00	2,590.00
	Subtotal of 605.008 CSC-ON-LINE/DIST SPEC		2,933,541.00	91,090.00	3,024,631.00	69,465.41	3,024,631.00	69,465.41
<b>605.009 CSC-DOC IMAGING</b>								
2252-000	Chrgs to Components-Services		120,801.00	0.00	120,801.00	0.00	120,801.00	0.00
	Subtotal of 605.009 CSC-DOC IMAGING		120,801.00	0.00	120,801.00	0.00	120,801.00	0.00
<b>605.010 CSC-STUDENT MGT SYS-BASE</b>								
2252-000	Chrgs to Components-Services		821,403.00	0.00	821,403.00	0.00	821,403.00	0.00

\* Estimated revenue for Carryover Encumbrances from the prior fiscal year will not be realized. These are estimates to balance the budget

# GREATER SOUTHERN TIER BOCES

Revenue Status Report As Of: 09/30/2015

Fiscal Year: 2016

Fund: A GENERAL FUND

Revenue Account	Service	Description	Original Estimate	Adjustments	Current Estimate	Year-to-Date	Anticipated Balance	Excess Revenue
2254-000	Chrgs to Other Boces-Services		0.00	500.00	500.00	50.00	450.00	0.00
2770-000	Unclassified Revenues		0.00	0.00	0.00	15,500.00	0.00	15,500.00
Subtotal of 605.010 CSC-STUDENT MGT SYS-BASE			821,403.00	500.00	821,903.00	15,550.00	821,853.00	15,500.00
605.011 CSC-STUDENT MGT SYS-DIST SPEC								
2252-000	Chrgs to Components-Services		85,864.00	0.00	85,864.00	0.00	85,864.00	0.00
Subtotal of 605.011 CSC-STUDENT MGT SYS-DIST SPEC			85,864.00	0.00	85,864.00	0.00	85,864.00	0.00
605.012 CSC-FINANCIAL								
2252-000	Chrgs to Components-Services		571,926.00	0.00	571,926.00	0.00	571,926.00	0.00
2254-000	Chrgs to Other Boces-Services		22,272.00	-3,819.00	18,453.00	1,845.30	16,607.70	0.00
2770-000	Unclassified Revenues		78,522.00	0.00	78,522.00	513.70	78,008.30	0.00
Subtotal of 605.012 CSC-FINANCIAL			672,720.00	-3,819.00	668,901.00	2,359.00	666,542.00	0.00
605.013 CSC-DSRS								
2252-000	Chrgs to Components-Services		1,102,266.00	0.00	1,102,266.00	0.00	1,102,266.00	0.00
2770-000	Unclassified Revenues		19,462.00	0.00	19,462.00	0.00	19,462.00	0.00
Subtotal of 605.013 CSC-DSRS			1,121,728.00	0.00	1,121,728.00	0.00	1,121,728.00	0.00
605.014 CSC-SAS								
2252-000	Chrgs to Components-Services		134,416.00	0.00	134,416.00	0.00	134,416.00	0.00
Subtotal of 605.014 CSC-SAS			134,416.00	0.00	134,416.00	0.00	134,416.00	0.00
605.015 CSC-TEST SCORING-BASE								
2252-000	Chrgs to Components-Services		220,663.00	0.00	220,663.00	0.00	220,663.00	0.00
2770-000	Unclassified Revenues		277,250.00	0.00	277,250.00	6,184.02	271,065.98	0.00
Subtotal of 605.015 CSC-TEST SCORING-BASE			497,913.00	0.00	497,913.00	6,184.02	491,728.98	0.00
605.016 CSC-TEST SCORING-DIST SPEC								
2252-000	Chrgs to Components-Services		544,648.00	0.00	544,648.00	0.00	544,648.00	0.00
Subtotal of 605.016 CSC-TEST SCORING-DIST SPEC			544,648.00	0.00	544,648.00	0.00	544,648.00	0.00
605.017 CSC-IDEAS								
2252-000	Chrgs to Components-Services		96,629.00	0.00	96,629.00	0.00	96,629.00	0.00
2770-000	Unclassified Revenues		0.00	0.00	0.00	4,623.00	0.00	4,623.00
Subtotal of 605.017 CSC-IDEAS			96,629.00	0.00	96,629.00	4,623.00	96,629.00	4,623.00
605.018 CSC-INTERNET								
2252-000	Chrgs to Components-Services		292,273.00	0.00	292,273.00	0.00	292,273.00	0.00

\* Estimated revenue for Carryover Encumbrances from the prior fiscal year will not be realized.

These are estimates to balance the budget

**GREATER SOUTHERN TIER BOCES**

Revenue Status Report As Of: 09/30/2015

Fiscal Year: 2016

Fund: A GENERAL FUND

Revenue Account	Service	Description	Original Estimate	Adjustments	Current Estimate	Year-to-Date	Anticipated Balance	Excess Revenue
Subtotal of 605.018 CSC-INTERNET			292,273.00	0.00	292,273.00	0.00	292,273.00	0.00
605.019 CSC-INTERNET-DIST SPEC								
2252-000	Chrgs to Components-Services		13,000.00	0.00	13,000.00	0.00	13,000.00	0.00
Subtotal of 605.019 CSC-INTERNET-DIST SPEC			13,000.00	0.00	13,000.00	0.00	13,000.00	0.00
605.020 CSC-CLEAR TRACK 200								
2252-000	Chrgs to Components-Services		207,778.00	0.00	207,778.00	0.00	207,778.00	0.00
Subtotal of 605.020 CSC-CLEAR TRACK 200			207,778.00	0.00	207,778.00	0.00	207,778.00	0.00
605.021 CSC-CAFETERIA POS-BASE								
2252-000	Chrgs to Components-Services		141,181.00	0.00	141,181.00	0.00	141,181.00	0.00
2254-000	Chrgs to Other Boces-Services		36,012.00	0.00	36,012.00	3,601.20	32,410.80	0.00
Subtotal of 605.021 CSC-CAFETERIA POS-BASE			177,193.00	0.00	177,193.00	3,601.20	173,591.80	0.00
605.022 CSC-CAFETERIA POS-DIST SPEC								
2252-000	Chrgs to Components-Services		3,835.00	0.00	3,835.00	0.00	3,835.00	0.00
Subtotal of 605.022 CSC-CAFETERIA POS-DIST SPEC			3,835.00	0.00	3,835.00	0.00	3,835.00	0.00
605.023 CSC-ID CARDS								
2252-000	Chrgs to Components-Services		1,456.00	0.00	1,456.00	0.00	1,456.00	0.00
Subtotal of 605.023 CSC-ID CARDS			1,456.00	0.00	1,456.00	0.00	1,456.00	0.00
605.024 CSC-MEDICAID REIMBURSEMENT								
2252-000	Chrgs to Components-Services		150,613.00	0.00	150,613.00	0.00	150,613.00	0.00
Subtotal of 605.024 CSC-MEDICAID REIMBURSEMENT			150,613.00	0.00	150,613.00	0.00	150,613.00	0.00
605.025 CSC-METERING & MANAGEMENT								
2252-000	Chrgs to Components-Services		9,120.00	0.00	9,120.00	0.00	9,120.00	0.00
Subtotal of 605.025 CSC-METERING & MANAGEMENT			9,120.00	0.00	9,120.00	0.00	9,120.00	0.00
605.026 CSC-SHARED CIO SERVICE								
2252-000	Chrgs to Components-Services		183,882.00	0.00	183,882.00	0.00	183,882.00	0.00
Subtotal of 605.026 CSC-SHARED CIO SERVICE			183,882.00	0.00	183,882.00	0.00	183,882.00	0.00
605.027 CSC-VOIP								
2252-000	Chrgs to Components-Services		526,191.00	0.00	526,191.00	0.00	526,191.00	0.00
Subtotal of 605.027 CSC-VOIP			526,191.00	0.00	526,191.00	0.00	526,191.00	0.00

\* Estimated revenue for Carryover Encumbrances from the prior fiscal year will not be realized.

These are estimates to balance the budget

**GREATER SOUTHERN TIER BOCES**  
Revenue Status Report As Of: 09/30/2015  
Fiscal Year: 2016  
Fund: A GENERAL FUND

Revenue Account	Service	Description	Original Estimate	Adjustments	Current Estimate	Year-to-Date	Anticipated Balance	Excess Revenue
605.028 CSC-BACKUP SERVICE								
2252-000 Chrgs to Components-Services			214,533.00	0.00	214,533.00	0.00	214,533.00	0.00
Subtotal of 605.028 CSC-BACKUP SERVICE			214,533.00	0.00	214,533.00	0.00	214,533.00	0.00
605.029 CSC-SECURITY								
2252-000 Chrgs to Components-Services			230,979.00	0.00	230,979.00	0.00	230,979.00	0.00
Subtotal of 605.029 CSC-SECURITY			230,979.00	0.00	230,979.00	0.00	230,979.00	0.00
605.030 CSC-ENHANCED MEDICAID COORDINATI								
2252-000 Chrgs to Components-Services			28,916.00	0.00	28,916.00	0.00	28,916.00	0.00
Subtotal of 605.030 CSC-ENHANCED MEDICAID COORDINATI			28,916.00	0.00	28,916.00	0.00	28,916.00	0.00
605.031 FAX SERVICE								
2252-000 Chrgs to Components-Services			14,550.00	0.00	14,550.00	0.00	14,550.00	0.00
Subtotal of 605.031 FAX SERVICE			14,550.00	0.00	14,550.00	0.00	14,550.00	0.00
606.000 SUBSTITUTE COORDINATION								
2252-000 Chrgs to Components-Services			112,793.00	0.00	112,793.00	0.00	112,793.00	0.00
Subtotal of 606.000 SUBSTITUTE COORDINATION			112,793.00	0.00	112,793.00	0.00	112,793.00	0.00
607.000 STAFF DEVELOPMENT: BUS DRIVERS								
2252-000 Chrgs to Components-Services			1,700.00	0.00	1,700.00	0.00	1,700.00	0.00
Subtotal of 607.000 STAFF DEVELOPMENT: BUS DRIVERS			1,700.00	0.00	1,700.00	0.00	1,700.00	0.00
608.000 NEGOTIATIONS (LABOR RELATIONS)								
2252-000 Chrgs to Components-Services			293,053.00	0.00	293,053.00	0.00	293,053.00	0.00
Subtotal of 608.000 NEGOTIATIONS (LABOR RELATIONS)			293,053.00	0.00	293,053.00	0.00	293,053.00	0.00
609.000 SAFETY/RISK MGT-BASE								
2252-000 Chrgs to Components-Services			31,500.00	0.00	31,500.00	0.00	31,500.00	0.00
2254-000 Chrgs to Other Boces-Services			214,250.00	0.00	214,250.00	21,425.00	192,825.00	0.00
2770-000 Unclassified Revenues			6,824.00	0.00	6,824.00	0.00	6,824.00	0.00
Subtotal of 609.000 SAFETY/RISK MGT-BASE			252,574.00	0.00	252,574.00	21,425.00	231,149.00	0.00
609.001 SAFETY/RISK MGT-DIST SPEC								
2252-000 Chrgs to Components-Services			236,883.00	0.00	236,883.00	0.00	236,883.00	0.00
Subtotal of 609.001 SAFETY/RISK MGT-DIST SPEC			236,883.00	0.00	236,883.00	0.00	236,883.00	0.00
609.002 SAFETY/RISK MGT-TRAINING								

\* Estimated revenue for Carryover Encumbrances from the prior fiscal year will not be realized.

These are estimates to balance the budget

# GREATER SOUTHERN TIER BOCES

Revenue Status Report As Of: 09/30/2015

Fiscal Year: 2016

Fund: A GENERAL FUND

Revenue Account	Service	Description	Original Estimate	Adjustments	Current Estimate	Year-to-Date	Anticipated Balance	Excess Revenue
2252-000	Chrgs to Components-Services		46,315.00	0.00	46,315.00	0.00	46,315.00	0.00
	Subtotal of 609.002 SAFETY/RISK MGT-TRAINING		46,315.00	0.00	46,315.00	0.00	46,315.00	0.00
609.003	SAFETY/RISK MGT-OPTION A TESTING							
2252-000	Chrgs to Components-Services		63,000.00	0.00	63,000.00	0.00	63,000.00	0.00
	Subtotal of 609.003 SAFETY/RISK MGT-OPTION A TESTING		63,000.00	0.00	63,000.00	0.00	63,000.00	0.00
609.004	SAFETY/RISK MGT-ASBESTOS SERVICE							
2252-000	Chrgs to Components-Services		83,774.00	0.00	83,774.00	0.00	83,774.00	0.00
2770-000	Unclassified Revenues		0.00	0.00	0.00	6,739.00	0.00	6,739.00
	Subtotal of 609.004 SAFETY/RISK MGT-ASBESTOS SERVICE		83,774.00	0.00	83,774.00	6,739.00	83,774.00	6,739.00
609.005	SAFETY/RISK MGT-FIRE/STRUCT INSP							
2252-000	Chrgs to Components-Services		48,229.00	0.00	48,229.00	0.00	48,229.00	0.00
	Subtotal of 609.005 SAFETY/RISK MGT-FIRE/STRUCT INSP		48,229.00	0.00	48,229.00	0.00	48,229.00	0.00
610.000	EMPLOYEE ASSISTANCE PROGRAM							
2252-000	Chrgs to Components-Services		104,538.00	0.00	104,538.00	0.00	104,538.00	0.00
2770-000	Unclassified Revenues		362.00	0.00	362.00	0.00	362.00	0.00
	Subtotal of 610.000 EMPLOYEE ASSISTANCE PROGRAM		104,900.00	0.00	104,900.00	0.00	104,900.00	0.00
611.000	TRANS OTHER:DRUG TESTING							
2252-000	Chrgs to Components-Services		45,140.00	0.00	45,140.00	0.00	45,140.00	0.00
2254-000	Chrgs to Other Boces-Services		4,392.00	0.00	4,392.00	439.20	3,952.80	0.00
2770-000	Unclassified Revenues		4,514.00	0.00	4,514.00	4,514.00	0.00	0.00
	Subtotal of 611.000 TRANS OTHER:DRUG TESTING		54,046.00	0.00	54,046.00	4,953.20	49,092.80	0.00
612.000	CBO-BASE							
2252-000	Chrgs to Components-Services		3,759,785.00	4,075.00	3,763,860.00	0.00	3,763,860.00	0.00
	Subtotal of 612.000 CBO-BASE		3,759,785.00	4,075.00	3,763,860.00	0.00	3,763,860.00	0.00
614.000	PUBLIC INFO-BASE							
2252-000	Chrgs to Components-Services		144,718.00	0.00	144,718.00	0.00	144,718.00	0.00
	Subtotal of 614.000 PUBLIC INFO-BASE		144,718.00	0.00	144,718.00	0.00	144,718.00	0.00
615.592	PLNG SVCS MGMT (ST AID) W/QUESTA							
2252-000	Chrgs to Components-Services		65,310.00	0.00	65,310.00	0.00	65,310.00	0.00
	Subtotal of 615.592 PLNG SVCS MGMT (ST AID) W/QUESTA		65,310.00	0.00	65,310.00	0.00	65,310.00	0.00

\* Estimated revenue for Carryover Encumbrances from the prior fiscal year will not be realized.

These are estimates to balance the budget

# GREATER SOUTHERN TIER BOCES

Revenue Status Report As Of: 09/30/2015

Fiscal Year: 2016

Fund: A GENERAL FUND

Revenue Account	Service	Description	Original Estimate	Adjustments	Current Estimate	Year-to-Date	Anticipated Balance	Excess Revenue
<b>616.594 COOP BDNG COORD (ENERGY) W/OCM B</b>								
2252-000	Chrgs to Components-Services		31,600.00	0.00	31,600.00	0.00	31,600.00	0.00
Subtotal of 616.594	COOP BDNG COORD (ENERGY) W/OCM B		31,600.00	0.00	31,600.00	0.00	31,600.00	0.00
<b>617.000 SCHOOL FOOD MANAGEMENT: CENTRAL</b>								
2252-000	Chrgs to Components-Services		1,729,066.00	0.00	1,729,066.00	0.00	1,729,066.00	0.00
2254-000	Chrgs to Other Boces-Services		5,442.00	0.00	5,442.00	544.20	4,897.80	0.00
2770-000	Unclassified Revenues		0.00	0.00	0.00	180.00	0.00	180.00
Subtotal of 617.000	SCHOOL FOOD MANAGEMENT: CENTRAL		1,734,508.00	0.00	1,734,508.00	724.20	1,733,963.80	180.00
<b>618.000 GASB-45 PLANNING AND VALUATION S</b>								
2252-000	Chrgs to Components-Services		51,050.00	0.00	51,050.00	0.00	51,050.00	0.00
Subtotal of 618.000	GASB-45 PLANNING AND VALUATION S		51,050.00	0.00	51,050.00	0.00	51,050.00	0.00
<b>620.596 PUBLIC INFO-BASE</b>								
2252-000	Chrgs to Components-Services		47,032.00	0.00	47,032.00	0.00	47,032.00	0.00
Subtotal of 620.596	PUBLIC INFO-BASE		47,032.00	0.00	47,032.00	0.00	47,032.00	0.00
<b>623.000 COOP AD/RECRUITING-BASE</b>								
2252-000	Chrgs to Components-Services		81,660.00	-72,592.00	9,068.00	0.00	9,068.00	0.00
Subtotal of 623.000	COOP AD/RECRUITING-BASE		81,660.00	-72,592.00	9,068.00	0.00	9,068.00	0.00
<b>623.001 COOP AD/RECRUITING-DIST SPEC</b>								
2252-000	Chrgs to Components-Services		0.00	72,592.00	72,592.00	0.00	72,592.00	0.00
Subtotal of 623.001	COOP AD/RECRUITING-DIST SPEC		0.00	72,592.00	72,592.00	0.00	72,592.00	0.00
<b>624.000 STAFF DEV: BOARD OF ED</b>								
2252-000	Chrgs to Components-Services		21,000.00	0.00	21,000.00	0.00	21,000.00	0.00
Subtotal of 624.000	STAFF DEV: BOARD OF ED		21,000.00	0.00	21,000.00	0.00	21,000.00	0.00
<b>627.495 Staff Development: Clerical w/ W</b>								
2252-000	Chrgs to Components-Services		1,182.00	0.00	1,182.00	0.00	1,182.00	0.00
Subtotal of 627.495	Staff Development: Clerical w/ W		1,182.00	0.00	1,182.00	0.00	1,182.00	0.00
<b>629.591 COMPUTER SERVICE:MGMT W/ ERIE 1</b>								
2252-000	Chrgs to Components-Services		2,825,612.00	249,993.25	3,075,605.25	0.00	3,075,605.25	0.00
Subtotal of 629.591	COMPUTER SERVICE:MGMT W/ ERIE 1		2,825,612.00	249,993.25	3,075,605.25	0.00	3,075,605.25	0.00
<b>630.597 CSC-X-CONT MADISON-ONEIDA BOCES</b>								

\* Estimated revenue for Carryover Encumbrances from the prior fiscal year will not be realized.

These are estimates to balance the budget

# GREATER SOUTHERN TIER BOCES

Revenue Status Report As Of: 09/30/2015

Fiscal Year: 2016

Fund: A GENERAL FUND

Revenue Account	Service	Description	Original Estimate	Adjustments	Current Estimate	Year-to-Date	Anticipated Balance	Excess Revenue
2252-000	Chrgs to Components-Services		13,848.00	0.00	13,848.00	0.00	13,848.00	0.00
Subtotal of 630.597 CSC-X-CONT MADISON-ONEIDA BOCES			13,848.00	0.00	13,848.00	0.00	13,848.00	0.00
631.694 CSC-X-CONT E SUFFOLK								
2252-000	Chrgs to Components-Services		16,406.00	0.00	16,406.00	0.00	16,406.00	0.00
Subtotal of 631.694 CSC-X-CONT E SUFFOLK			16,406.00	0.00	16,406.00	0.00	16,406.00	0.00
633.493 HLTH CARE COORD W/GV BOCES								
2252-000	Chrgs to Components-Services		55,370.00	19,158.24	74,528.24	0.00	74,528.24	0.00
Subtotal of 633.493 HLTH CARE COORD W/GV BOCES			55,370.00	19,158.24	74,528.24	0.00	74,528.24	0.00
634.495 STAFF DEVELOP: BUS DRIVERS W/WFL								
2252-000	Chrgs to Components-Services		437.00	0.00	437.00	0.00	437.00	0.00
Subtotal of 634.495 STAFF DEVELOP: BUS DRIVERS W/WFL			437.00	0.00	437.00	0.00	437.00	0.00
635.493 NEGOTIATIONS(LBR RELTNS) W/GV BO								
2252-000	Chrgs to Components-Services		20,043.00	-2,469.00	17,574.00	0.00	17,574.00	0.00
Subtotal of 635.493 NEGOTIATIONS(LBR RELTNS) W/GV BO			20,043.00	-2,469.00	17,574.00	0.00	17,574.00	0.00
636.497 NEGOTIATIONS(LBR RELTNS) W/C-O B								
2252-000	Chrgs to Components-Services		25,370.00	0.00	25,370.00	0.00	25,370.00	0.00
Subtotal of 636.497 NEGOTIATIONS(LBR RELTNS) W/C-O B			25,370.00	0.00	25,370.00	0.00	25,370.00	0.00
637.493 COOP BIDNG COORD(FOOD SVC) W/GV								
2252-000	Chrgs to Components-Services		215.00	0.00	215.00	0.00	215.00	0.00
Subtotal of 637.493 COOP BIDNG COORD(FOOD SVC) W/GV			215.00	0.00	215.00	0.00	215.00	0.00
638.495 COOP BIDNG COORD(ENERGY)W/WFL								
2252-000	Chrgs to Components-Services		19,125.00	0.00	19,125.00	0.00	19,125.00	0.00
Subtotal of 638.495 COOP BIDNG COORD(ENERGY)W/WFL			19,125.00	0.00	19,125.00	0.00	19,125.00	0.00
640.495 COOP AD/RECRUITING-WFL								
2252-000	Chrgs to Components-Services		8,000.00	0.00	8,000.00	0.00	8,000.00	0.00
Subtotal of 640.495 COOP AD/RECRUITING-WFL			8,000.00	0.00	8,000.00	0.00	8,000.00	0.00
641.496 COOP AD/RECRUITING-MON #2								
2252-000	Chrgs to Components-Services		6,089.00	-829.00	5,260.00	0.00	5,260.00	0.00
Subtotal of 641.496 COOP AD/RECRUITING-MON #2			6,089.00	-829.00	5,260.00	0.00	5,260.00	0.00

\* Estimated revenue for Carryover Encumbrances from the prior fiscal year will not be realized.

These are estimates to balance the budget

**GREATER SOUTHERN TIER BOCES**

Revenue Status Report As Of: 09/30/2015

Fiscal Year: 2016

Fund: A GENERAL FUND

Revenue Account	Service	Description	Original Estimate	Adjustments	Current Estimate	Year-to-Date	Anticipated Balance	Excess Revenue
643.499	NEGOTIATIONS(LBR RELTNS) W/CAEW							
2252-000	Chrgs to Components-Services		1,910.00	-550.00	1,360.00	0.00	1,360.00	0.00
	Subtotal of 643.499 NEGOTIATIONS(LBR RELTNS) W/CAEW		1,910.00	-550.00	1,360.00	0.00	1,360.00	0.00
646.491	Computer Service: Management XC							
2252-000	Chrgs to Components-Services		11,992.00	0.00	11,992.00	0.00	11,992.00	0.00
	Subtotal of 646.491 Computer Service: Management XC		11,992.00	0.00	11,992.00	0.00	11,992.00	0.00
647.499	STAFF DEVELOP: BUS DRIVERS W/CA							
2252-000	Chrgs to Components-Services		600.00	0.00	600.00	0.00	600.00	0.00
	Subtotal of 647.499 STAFF DEVELOP: BUS DRIVERS W/CA		600.00	0.00	600.00	0.00	600.00	0.00
648.698	RECRUITING W/ PUTNAM BOCES							
2252-000	Chrgs to Components-Services		3,486.00	0.00	3,486.00	0.00	3,486.00	0.00
	Subtotal of 648.698 RECRUITING W/ PUTNAM BOCES		3,486.00	0.00	3,486.00	0.00	3,486.00	0.00
649.493	STAFF DEVELOP: BUS DRIVERS W/GV							
2252-000	Chrgs to Components-Services		495.00	0.00	495.00	0.00	495.00	0.00
	Subtotal of 649.493 STAFF DEVELOP: BUS DRIVERS W/GV		495.00	0.00	495.00	0.00	495.00	0.00
651.495	COMPUTER SERVICE MANAGEMENT W/ W							
2252-000	Chrgs to Components-Services		1,196.00	24.39	1,220.39	0.00	1,220.39	0.00
	Subtotal of 651.495 COMPUTER SERVICE MANAGEMENT W/ W		1,196.00	24.39	1,220.39	0.00	1,220.39	0.00
653.594	COMPUTER SERVICE MANAGEMENT W/ O							
2252-000	Chrgs to Components-Services		1,250.00	-1,250.00	0.00	0.00	0.00	0.00
	Subtotal of 653.594 COMPUTER SERVICE MANAGEMENT W/ O		1,250.00	-1,250.00	0.00	0.00	0.00	0.00
659.591	POLICY MANUAL SERVICE-ERIE 1							
2252-000	Chrgs to Components-Services		45,709.00	-11,500.50	34,208.50	0.00	34,208.50	0.00
	Subtotal of 659.591 POLICY MANUAL SERVICE-ERIE 1		45,709.00	-11,500.50	34,208.50	0.00	34,208.50	0.00
665.691	COOPERATIVE BID/SUPPLIES-DCMO							
2252-000	Chrgs to Components-Services		60,441.00	0.00	60,441.00	0.00	60,441.00	0.00
	Subtotal of 665.691 COOPERATIVE BID/SUPPLIES-DCMO		60,441.00	0.00	60,441.00	0.00	60,441.00	0.00
666.693	WASTE REMOVAL-TST							
2252-000	Chrgs to Components-Services		11,892.00	-599.66	11,292.34	0.00	11,292.34	0.00
	Subtotal of 666.693 WASTE REMOVAL-TST		11,892.00	-599.66	11,292.34	0.00	11,292.34	0.00

\* Estimated revenue for Carryover Encumbrances from the prior fiscal year will not be realized.

These are estimates to balance the budget

**GREATER SOUTHERN TIER BOCES**

Revenue Status Report As Of: 09/30/2015

Fiscal Year: 2016

Fund: A GENERAL FUND

Revenue Account	Service	Description	Original Estimate	Adjustments	Current Estimate	Year-to-Date	Anticipated Balance	Excess Revenue
669.693 ENERGY MANAGEMENT W/ TST BOCES								
2252-000 Chrgs to Components-Services			45,243.00	0.00	45,243.00	0.00	45,243.00	0.00
Subtotal of 669.693 ENERGY MANAGEMENT W/ TST BOCES			45,243.00	0.00	45,243.00	0.00	45,243.00	0.00
<b>Total GENERAL FUND</b>			90,584,171.00	491,085.96	91,075,256.96	779,973.94	90,952,507.56	657,224.54

**Selection Criteria**

Criteria Name: Last Run  
 As Of Date: 09/30/2015  
 Suppress revenue accounts with no activity  
 Print Summary Only  
 Sort by: Fund/Service/Revenue Code  
 Printed by Janice Conley

\* Estimated revenue for Carryover Encumbrances from the prior fiscal year will not be realized.  
 These are estimates to balance the budget

# GREATER SOUTHERN TIER BOCES

Outstanding Check Listing

Bank Account: GeneralMT - M&T - General Fund

Check Number	Check Date	Remit To	Warrant	Fund	Recorded	Statement Date	Check Amount	Check Number
071883	09/17/2015	ADAMS LUCINDA A.	0028	No	No		\$57.59	071883
071884	09/17/2015	ALFRED ALMOND CENTRAL SCHOOL	0028	No	No		\$350.91	071884
071885	09/17/2015	ALFRED STATE COLLEGE CAREER DEVELOPMENT OFFICE	0028	No	No		\$180.00	071885
072014	09/24/2015	AMBER PRODUCTS	0032	No	No		\$90.32	072014
072015	09/24/2015	AMERICAN TECHNICAL PUBLISHERS	0032	No	No		\$2,361.39	072015
072016	09/24/2015	ANNESE & ASSOCIATES INC	0032	No	No		\$960.60	072016
072017	09/24/2015	APPLE INC	0032	No	No		\$7,558.00	072017
071380	08/13/2015	ARMSTRONG	0017	No	No		\$520.98	071380
067156	02/05/2015	BABCOCK JULIE M.	0088	No	No		\$53.76	067156
070717	07/10/2015	BARNEDAROXANNE M.	0004	No	No		\$38.08	070717
072018	09/24/2015	BLICK ART MATERIALS	0032	No	No		\$84.75	072018
072019	09/24/2015	BOCES CATTARAUGUS ALLEGANY	0032	No	No		\$30,426.06	072019
072020	09/24/2015	BOCES ERIE 1 DEPT 116205	0032	No	No		\$371,995.21	072020
072022	09/24/2015	BOCES TOMPKINS-SENECA-TIOGA	0032	No	No		\$15,801.30	072022
072023	09/24/2015	BORAS KEITH A.	0032	No	No		\$30.00	072023
072024	09/24/2015	BRADLEY SUPPLY	0032	No	No		\$500.89	072024
072025	09/24/2015	BRICO TECHNOLOGIES INC.	0032	No	No		\$212.50	072025
072026	09/24/2015	BURMAX COMPANY, INC	0032	No	No		\$14,635.50	072026
072028	09/24/2015	CAREER SAFE	0032	No	No		\$500.00	072028
071896	09/17/2015	CENGAGE LEARNING	0028	No	No		\$1,425.00	071896
071897	09/17/2015	CHAMPION FASTENERS INC	0028	No	No		\$106.10	071897
072035	09/24/2015	CHAMPION FASTENERS INC	0032	No	No		\$99.00	072035
071900	09/17/2015	CHEMUNG CANAL TRUST COMPANY	0028	No	No		\$176.00	071900
071903	09/17/2015	CHEMUNG SPRING WATER CO. INC	0028	No	No		\$30.50	071903
071909	09/17/2015	CROUSE KARI A.	0028	No	No		\$32.78	071909
072039	09/24/2015	DALRYMPLE GRAVEL & CONTRACTING CO. INC.	0032	No	No		\$232.22	072039
071911	09/17/2015	DEMOCRAT AND CHRONICLE MEDIA GROUP	0028	No	No		\$1,750.00	071911
071912	09/17/2015	DEMOCRAT AND CHRONICLE MEDIA GROUP	0028	No	No		\$661.10	071912
072040	09/24/2015	DIVISION OF CORRECTIONAL INDUSTRIES	0032	No	No		\$20.00	072040
071916	09/17/2015	STATE OF NEW YORK CORCRAFT	0028	No	No		\$6,199.97	071916
072042	09/24/2015	EASY GLOCKING	0032	Yes	Yes		\$665.33	072042
071920	09/17/2015	EDWARDS MANUFACTURING COMPANY	0028	No	No		\$75.00	071920
070764	07/10/2015	EMPIRE STATE FOREST PRODUCTS ASSOCIATION	0004	No	No		\$255.77	070764
071199	07/30/2015	ERMANOVICS FREDERICK W.	0014	No	No		\$30.00	071199
071404	08/13/2015	ERMANOVICS FREDERICK W.	0017	No	No		\$88.48	071404
071799	09/10/2015	ERMANOVICS FREDERICK W.	0025	No	No		\$30.00	071799
071921	09/17/2015	ERMANOVICS FREDERICK W.	0028	No	No		\$67.39	071921
071922	09/17/2015	EVENING TRIBUNE THE	0028	No	No		\$244.15	071922
071923	09/17/2015	EVENING TRIBUNE THE	0028	No	No		\$367.24	071923
071924	09/17/2015	EVENING TRIBUNE THE	0028	No	No		\$446.81	071924
071925	09/17/2015	EVENING TRIBUNE THE	0028	No	No		\$147.07	071925

# GREATER SOUTHERN TIER BOCES

## Outstanding Check Listing

Bank Account: GeneralMIT - M&T - General Fund

Check Number	Check Date	Remit To	Warrant	Fund	Recorded	Statement Date	Check Amount	Check Number
071926	09/17/2015	EVENING TRIBUNE/THE	0028	No	No		\$110.75	071926
072045	09/24/2015	EVENING TRIBUNE/THE	0032	No	No		\$43.25	072045
071927	09/17/2015	EXEMPLIS LLC	0028	No	No		\$12,808.72	071927
071928	09/17/2015	FAMILY SERVICE SOCIETY	0028	No	No		\$99.00	071928
071929	09/17/2015	FASTENAL COMPANY	0028	No	No		\$765.00	071929
071930	09/17/2015	FRANKLIN/MARSHALL E.	0028	No	No		\$176.73	071930
071931	09/17/2015	GANNETT CENTRAL NY NEWSPAPERS	0028	No	No		\$3,361.29	071931
071932	09/17/2015	GANNETT CENTRAL NY NEWSPAPERS	0028	No	No		\$713.58	071932
071933	09/17/2015	GAYLORD/GALE A.	0028	No	No		\$66.01	071933
071936	09/17/2015	GENE WHITE	0028	No	No		\$200.00	071936
071937	09/17/2015	GLOBAL	0028	No	No		\$641.90	071937
072048	09/24/2015	GLOBAL	0032	No	No		\$904.73	072048
071938	09/17/2015	GOODHEART WILCOX PUBLISHER	0028	No	No		\$424.11	071938
072049	09/24/2015	GRAINGER	0032	No	No		\$4,519.54	072049
072050	09/24/2015	HABECK/DIANE L.	0032	No	No		\$101.78	072050
071941	09/17/2015	HALEY/JERRY	0028	No	No		\$71.42	071941
071942	09/17/2015	HAUN WELDING SUPPLY INC	0028	No	No		\$1,900.00	071942
072051	09/24/2015	HELLO DIRECT INC.	0032	No	No		\$69.58	072051
072053	09/24/2015	HEWLETT-PACKARD COMPANY	0032	No	No		\$37,869.38	072053
070780	07/10/2015	HILTON/SARAH S.	0004	No	No		\$267.34	070780
072055	09/24/2015	HORSEHEADS CENTRAL SCHOOL DISTRICT ATTN: LINDA S. KLIEVONEIT, TREASURER	0032	No	No		\$7,740.00	072055
072056	09/24/2015	I D BOOTH	0032	No	No		\$100.65	072056
071944	09/17/2015	IDVILLE	0028	No	No		\$720.14	071944
071945	09/17/2015	IMAGINE EASY SOLUTIONS, LLC	0028	No	No		\$312.00	071945
072057	09/24/2015	INSIGHT MEDIA	0032	No	No		\$512.40	072057
070788	07/10/2015	INTERNATIONAL FOUNDATION FOR PROTECTION OFFICERS INC	0004	No	No	V	\$1,746.50	070788
071946	09/17/2015	ITHACA TIMES	0028	No	No		\$54.70	071946
071947	09/17/2015	JOHNSON/STEVEN B.	0028	No	No		\$182.33	071947
071948	09/17/2015	JSTOR ITHAKA, GENERAL POST OFFICE	0028	No	No		\$1,500.00	071948
071950	09/17/2015	KABEL/DAVID H.	0028	No	No		\$34.50	071950
071311	08/06/2015	KAPLAN FAMILY LIBRARY & LEARNING CENTER	0016	No	No		\$45.34	071311
071952	09/17/2015	KLOSMICHAEL E.	0028	No	No		\$48.30	071952
071953	09/17/2015	LAMONSKI/ATHAN J.	0028	No	No		\$30.00	071953
072059	09/24/2015	LASER PROS INTERNATIONAL	0032	No	No		\$279.83	072059
072060	09/24/2015	LEADER/THE	0032	No	No		\$148.90	072060
071957	09/17/2015	LOVETTE/NORMAN M.	0028	No	No		\$122.52	071957
072063	09/24/2015	MARRIOTT ALBANY	0032	No	No		\$744.00	072063
071126	07/24/2015	MASSI'S GARDENS & LANDSCAPING, INC	0012	No	No		\$88.00	071126
071722	09/03/2015	MCDONALD/WILLIAM R.	0023	No	No		\$114.24	071722
072064	09/24/2015	MCI	0032	No	No		\$69.46	072064
072065	09/24/2015	MCM ELECTRONICS	0032	No	No		\$75.97	072065

# GREATER SOUTHERN TIER BOCES

## Outstanding Check Listing

Bank Account: GeneralMT - M&T - General Fund

Check Number	Check Date	Remit To	Warrant	Fund	Recorded	Statement Date	Check Amount	Check Number
072066	09/24/2015	MONROE EXTINGUISHER CO INC	0032	No			\$207.50	072066
072067	09/24/2015	MOORE MEDICAL LLC	0032	No			\$746.40	072067
072068	09/24/2015	MOORE'S TIRE SALES	0032	No			\$108.00	072068
071816	09/10/2015	MOYERREGG A.	0025	No			\$30.00	071816
071960	09/17/2015	MOYERREGG A.	0028	No			\$6.56	071960
071961	09/17/2015	MSC INDUSTRIAL SUPPLY CO	0028	No			\$529.13	071961
072070	09/24/2015	NEW YORK SNA	0032	No			\$322.00	072070
071963	09/17/2015	NEWSLA ATT: BILLING	0028	No			\$8,600.00	071963
071964	09/17/2015	NOODLETOOLS INC.	0028	No			\$1,277.76	071964
072071	09/24/2015	NORTH PRESBYTERIAN CHURCH	0032	No			\$1,200.00	072071
071551	08/20/2015	NYS COUNCIL FOR THE SOCIAL STUDIES ATTN: TREASURER C/O TERRY MCCARTHY	0020	No			\$185.00	071551
071965	09/17/2015	NYS DEPT OF ENVIRONMENTAL CONSERVATION CHURCH STREET STATION	0028	No			\$110.00	071965
071966	09/17/2015	O'MALLEYPAUL J.	0028	No			\$153.98	071966
071968	09/17/2015	PACEMAKER STEEL & PIPING COMPANY	0028	No			\$320.00	071968
071969	09/17/2015	PARFIANOWICZMARTYNA A.	0028	No			\$39.39	071969
072072	09/24/2015	PC UNIVERSITY	0032	No			\$12,142.00	072072
072073	09/24/2015	PIERRI'S CENTRAL RESTAURANT	0032	No			\$349.28	072073
072074	09/24/2015	PITNEY BOWES	0032	No			\$837.00	072074
071971	09/17/2015	PRATTSBURGH CENTRAL SCHOOL	0028	No			\$5,416.00	071971
071972	09/17/2015	PRAXAIR DISTRIBUTION INC	0028	No			\$700.66	071972
072075	09/24/2015	PRAXAIR DISTRIBUTION INC	0032	No			\$92.88	072075
071974	09/17/2015	PROQUEST LLC	0028	No			\$22,126.00	071974
072076	09/24/2015	QUALITY AND ASSURANCE TECH	0032	No			\$2,010.00	072076
072077	09/24/2015	RENAISSANCE LEARNING INC.	0032	No			\$5,394.25	072077
072080	09/24/2015	SJCDN - H-F-H O BOCES S/CDN REGISTRATION - LAURIE HEDGES	0032	No			\$4,000.00	072080
070636	06/30/2015	SALLY BEAUTY SUPPLY #1505	0140	No			\$99.33	070636
072082	09/24/2015	SCHOOL HEALTH CORPORATION	0032	No			\$67.86	072082
072083	09/24/2015	SCHOOL SPECIALTY	0032	No			\$226.94	072083
071980	09/17/2015	SHOW OF LOVE	0028	No			\$940.00	071980
071982	09/17/2015	SIGN WAREHOUSE.COM	0028	No			\$76.99	071982
071963	09/17/2015	SMITH SYSTEM	0028	No			\$1,245.76	071963
072087	09/24/2015	SNAP ON EQUIPMENT INC	0032	No			\$455.00	072087
071984	09/17/2015	SONDRA'S CITY ZOO	0028	No			\$2.10	071984
071740	09/03/2015	SOUTHERN FINGER LAKES CHAPTER C/O ELMIRA CSD, ATTN: MIKE DUNN	0023	No			\$525.00	071740
071985	09/17/2015	SOUTHWEST BINDING & LAMINATING	0028	No			\$615.60	071985
071986	09/17/2015	STAPLES CONTRACT & COMMERCIAL	0028	No			\$2,285.28	071986
072089	09/24/2015	STAPLES CONTRACT & COMMERCIAL	0032	No			\$3,411.71	072089
071989	09/17/2015	SWIMLEYSHANE M.	0028	No			\$87.29	071989
072091	09/24/2015	SYNERGY GLOBAL SOLUTIONS, INC ATTN: ACCOUNTS RECEIVABLE DEPT	0032	No			\$4,725.00	072091
071990	09/17/2015	THAMJEFFREY M.	0028	No			\$72.54	071990

# GREATER SOUTHERN TIER BOCES

## Outstanding Check Listing

Bank Account: GeneralMT - M&T - General Fund

Check Number	Check Date	Remit To	Warrant	Fund	Recorded	Statement Date	Check Amount	Check Number
071992	09/17/2015	THOMASDARLA L.	0028	No	No		\$33.93	071992
071993	09/17/2015	THOMSON FEUTERS-WEST PUBLISHING CORP THOMSON FEUTERS - WEST	0028	Yes			\$500.00	071993
072092	09/24/2015	TIME WARNER CABLE	0032	No			\$264.65	072092
071994	09/17/2015	TOBYALONZO C.	0028	No			\$34.50	071994
071996	09/17/2015	TOOLTOPIA	0028	No			\$696.39	071996
072095	09/24/2015	TOTAL SEMINARS LLC	0032	No			\$3,241.00	072095
072096	09/24/2015	TRANE U.S. INC.	0032	No			\$839.08	072096
071749	09/03/2015	TREMBLAYGAIL R.	0023	No			\$29.99	071749
071997	09/17/2015	TURNITIN, LLC DEPT # 34258	0028	No			\$4,877.70	071997
072097	09/24/2015	TURNITIN, LLC DEPT # 34258	0032	No			\$1,290.00	072097
071999	09/17/2015	TYLERCYNTHIA M.	0028	No			\$75.90	071999
072098	09/24/2015	UNITED PARCEL SERVICE	0032	No			\$58.99	072098
072004	09/17/2015	UPSTATE GRAPHIC REPAIRS, INC.	0028	No			\$98.00	072004
071579	08/20/2015	VANGSCOTT E.	0020	No			\$82.80	071579
072006	09/17/2015	VANGSCOTT E.	0028	No			\$78.78	072006
072115	09/24/2015	VERIZON BUSINESS	0032	No			\$7.59	072115
071856	09/10/2015	WHEELERJEREMY B.	0025	No			\$2.30	071856
071857	09/10/2015	WHITEKELLY L.	0025	No			\$741.92	071857
071757	09/03/2015	WILSONKRISTEN J.	0023	No			\$19.13	071757
072008	09/17/2015	WRS GROUP LTD	0028	No			\$514.65	072008
071858	09/10/2015	XEROX CORPORATION	0025	No			\$11,063.26	071858
072009	09/17/2015	XEROX CORPORATION	0028	No			\$1,838.39	072009
072010	09/17/2015	XEROX CORPORATION	0028	Yes			\$10,663.79	072010
072118	09/24/2015	XEROX CORPORATION	0032	No			\$267.94	072118
072119	09/24/2015	XEROX CORPORATION	0032	No			\$20.15	072119
072120	09/24/2015	XEROX CORPORATION	0032	No			\$263.62	072120
072121	09/24/2015	XPEDX	0032	No			\$4,554.52	072121
072012	09/17/2015	YATES COUNTY REAL PROPERTY TAX SERVICE AGENCY	0028	No			\$200.00	072012

Subtotal for Bank Account: GeneralMT - M&T - General Fund

Grand Total Net \$663,390.80

Grand Total Net \$663,390.80

Selection Criteria

**JP Morgan Chase  
GST Federal Fund - Account  
Treasurer's Monthly Report  
for the period  
From September 1, 2015 to September 30, 2015**

Total available balance as reported at the end of preceding period \$ 16,670.73

**RECEIPTS DURING MONTH**

(With breakdown of source including full amount of all short term loans)

Date	Source	Amount
	Deposits and Credits plus Interest	\$ 956,884.95
	Void Check	\$ 450.00

Total Receipts \$ 957,334.95

Total Receipts, including balance \$ 974,005.68

**DISBURSEMENTS MADE DURING MONTH By Check**

By Check

From Check No. 26230 to Check No. 26311	\$ 81,729.69
Fedwire(s) Payroll	\$ 698,133.23

(Total amount of checks issued & debit charges) \$ 779,862.92

Cash Balance as shown by records \$ 194,142.76

**RECONCILIATION WITH BANK STATEMENT**

Balance as given on bank statement, end of month \$ 117,004.59

Outstanding checks \$ (45,023.60)

Transfer in transit \$ 122,161.77

Total available balance \$ 194,142.76

(Must agree with Cash Balance above if there is a true reconciliation)

Received by the Board of Education and entered as a part of the  
Minutes of the Board meeting held November 3, 2015.

This is to certify that the above Cash  
Balance is in agreement with my bank  
statement, as reconciled.

Doretta Hughson  
CLERK OF BOARD OF EDUCATION

  
TREASURER OF SCHOOL DISTRICT

# GREATER SOUTHERN TIER BOCES

Budget Status Report As Of: 09/30/2015

Fiscal Year: 2016

## Fund: F SPECIAL AID FUND

Budget Account	Description	Initial Budget	Adjustments	Current Budget	Year-to-Date Expenditures	Encumbrances Outstanding	Unencumbered Balance	Available Balance
804.604	WIA TITLE II INCARCERATED	0.00		0.00	19,227.75	67,395.01	-86,622.76	-86,736.27
805.505	ADULT EDUCATION	2,715,993.00		2,715,993.00	391,147.81	733,608.13	1,591,237.06	1,589,823.60
807.607	SUMMER EXPERIENCE CAMPS	179,000.00		179,000.00	129,613.84	43,517.63	5,868.53	5,868.53
810.610	FOOD STAMP EMPLOY & TRNG-CHEMUNG	30,000.00		30,000.00	538.38	1,891.36	27,570.26	27,570.26
811.511	WIA YOUTH	402.88		402.88	10,261.34	0.00	-9,858.46	-9,858.46
814.614	TABE TESTING - CHEMUNG	24,000.00		24,000.00	9,913.22	34,724.20	-20,637.42	-20,637.42
821.521	TABE TESTING - STEUBEN	10,000.00		10,000.00	1,806.17	1,972.20	6,221.63	6,221.63
822.622	LITERACY ZONE	0.00		0.00	24,398.33	42,114.42	-66,512.75	-66,512.75
823.623	STATEWIDE SCHOOL FINANCE CONSORTIUM	0.00		0.00	0.00	11,526.14	-11,526.14	-11,526.14
830.630	SCHOOL LIBRARY SYSTEM	0.00		0.00	43,157.92	116,766.46	-159,924.38	-160,644.38
831.631	RSE-TASC PART II	0.00		0.00	76,001.73	268,638.09	-344,639.82	-344,639.82
832.632	RSE-TASC PART I	0.00		0.00	68,763.23	897,208.46	-965,971.69	-966,514.14
834.234	FOOD STAMP EMPLOY & TRNG	335,447.95		335,447.95	11,817.71	22,775.27	300,854.97	300,854.97
835.635	ADULT BASIC EDUCATION	0.00		0.00	15,428.34	30,503.03	-45,931.37	-45,931.37
837.610	SUMMER SCHOOL MULTI OPT 1:1 AIDES	302,842.00		302,842.00	128,614.68	22,733.60	151,493.72	151,493.72
837.637	SUMMER SCHOOL MULTI OPT	1,342,122.00		1,342,122.00	917,732.47	3,554.70	420,834.83	420,834.83
847.647	STAC	0.00		0.00	64,687.74	228,804.82	-293,492.56	-293,492.56
848.648	EA - EQUIVALENT ATTENDANCE	45,000.00		45,000.00	4,416.53	204.13	40,379.34	40,379.34
849.649	EPE (EMPLOY PREP EDUCATION)	0.00		0.00	86,713.07	240,456.38	-327,169.45	-328,582.98
850.650	TEACHER CENTER	0.00		0.00	28,953.41	72,437.32	-101,390.73	-101,390.73
852.652	PERKINS IV/CTEIA	0.00		0.00	34,569.46	50,167.96	-84,737.42	-89,937.42
853.653	IDEA PART B DISC MEDICAID REIMB 2	0.00		0.00	17,604.38	60,801.47	-78,405.85	-78,405.85
855.655	OMH OFFICE OF MENTAL HEALTH	38,435.00		38,435.00	4,272.65	0.00	34,162.35	34,162.35
859.659	LOCAL GOVT RECORDS MANAGEMENT	0.00		0.00	1,207.35	24,158.39	-25,365.74	-25,365.74
871.671	CATEGORICAL AID FOR AUTOMATION	0.00		0.00	5,412.48	4,887.52	-10,300.00	-10,300.00
877.577	NEG & DEL-ELMIRA & BATH	2,043.19		2,043.19	5,098.13	0.00	-3,054.94	-3,054.94
877.677	NEG & DEL-ELMIRA & BATH	0.00		0.00	1,019.62	21,511.10	-22,530.72	-22,530.72
879.679	SNAP - SAFETY NET ASSISTANCE PROJEC	62,500.00		62,500.00	11,348.37	39,897.29	11,254.34	11,254.34
881.681	SUMMER OF INNOVATION FUNDING	4,500.00		4,500.00	2,676.10	873.84	950.06	950.06
882.610	ESY 1:1 AIDES W/ GV BOCES	0.00		0.00	830.61	831.39	-1,662.00	-1,662.00
882.682	EXTENDED SCHOOL YEAR W/ GV BOCES	0.00		0.00	1,111.39	1,111.61	-2,223.00	-2,223.00
892.592	RTTT RIC DATA CENTERS PROGRAM	52,147.20		52,147.20	52,147.20	0.00	0.00	0.00
951.000	COMP H/W SCT	0.00		0.00	892.41	0.00	-892.41	-892.41
<b>Total</b>	<b>SPECIAL AID FUND</b>	<b>5,144,433.22</b>	<b>0.00</b>	<b>5,144,433.22</b>	<b>2,171,383.82</b>	<b>3,045,071.92</b>	<b>-72,022.52</b>	<b>-81,425.47</b>

# GREATER SOUTHERN TIER BOCES

Budget Status Report As Of: 09/30/2015

Fiscal Year: 2016

Fund: F SPECIAL AID FUND

## Selection Criteria

Criteria Name: Last Run

Fund: F

Budget type: Current Year

As Of Date: 09/30/2015

Suppress budgetcodes with no activity

Print Summary Only

Show Available Balance, not service

Sort by: Fund/Service

Printed by Janice Conley

# GREATER SOUTHERN TIER BOCES

Revenue Status Report As Of: 09/30/2015

Fiscal Year: 2016

Fund: F SPECIAL AID FUND

Revenue Account	Service	Description	Original Estimate	Adjustments	Current Estimate	Year-to-Date	Anticipated Balance	Excess Revenue
<b>805.505 ADULT EDUCATION</b>								
2701-000	Refund of Prior Years' Expense		0.00	0.00	0.00	777.85	0.00	777.85
4790-000	Job Training Partnership Act		0.00	0.00	0.00	5,450.00	0.00	5,450.00
4790-001	COMMUNITY EDUCATION		0.00	0.00	0.00	6,513.70	0.00	6,513.70
4790-002	PELL LPN BUSH		0.00	0.00	0.00	33,540.85	0.00	33,540.85
4790-010	ADULT ED ELECTRIC/HVAC		0.00	0.00	0.00	43,810.00	0.00	43,810.00
4790-012	ADULT ED COSMETOLOGY		0.00	0.00	0.00	3,814.37	0.00	3,814.37
4790-013	DAY ADULT		0.00	0.00	0.00	31,017.00	0.00	31,017.00
4790-014	LPN TUITION CPRS PT		0.00	0.00	0.00	65,416.50	0.00	65,416.50
4790-015	LPN TUITION BUSH		0.00	0.00	0.00	65,604.04	0.00	65,604.04
4790-019	LPN PATRON SERVICE		0.00	0.00	0.00	580.00	0.00	580.00
4790-020	ADULT ED HEALTH TRADES		0.00	0.00	0.00	59,837.00	0.00	59,837.00
4790-021	ADULT ED CDL/HEAVY EQUIP		0.00	0.00	0.00	52,005.00	0.00	52,005.00
4790-022	ADULT ED OFFICE PROGRAMS		0.00	0.00	0.00	112.50	0.00	112.50
4790-032	ADULT ED GED TESTING		0.00	0.00	0.00	1,300.00	0.00	1,300.00
4790-033	ADULT ED WELDING		0.00	0.00	0.00	30,190.00	0.00	30,190.00
4790-035	LPN TUITION BUSH SL		0.00	0.00	0.00	52,161.08	0.00	52,161.08
4790-056	COSMO BUSH PELL		0.00	0.00	0.00	-1,219.87	1,219.87	0.00
4790-112	COSMETOLOGY WW		0.00	0.00	0.00	1,521.00	0.00	1,521.00
4790-400	BI CORNING INC		0.00	0.00	0.00	13,010.00	0.00	13,010.00
	Subtotal of 805.505 ADULT EDUCATION		0.00	0.00	0.00	465,441.02	1,219.87	466,660.89
<b>810.610 FOOD STAMP EMPLY &amp; TRNG-CHEMUNG</b>								
2770-000	Unclassified Revenues		0.00	0.00	0.00	5,000.00	0.00	5,000.00
	Subtotal of 810.610 FOOD STAMP EMPLY & TRNG-CHEMUNG		0.00	0.00	0.00	5,000.00	0.00	5,000.00
<b>811.511 WIA YOUTH</b>								
4289-000	Other Federal Aid		0.00	0.00	0.00	7,304.99	0.00	7,304.99
	Subtotal of 811.511 WIA YOUTH		0.00	0.00	0.00	7,304.99	0.00	7,304.99
<b>814.614 TABE TESTING - CHEMUNG</b>								
2770-000	Unclassified Revenues		0.00	0.00	0.00	4,000.00	0.00	4,000.00
	Subtotal of 814.614 TABE TESTING - CHEMUNG		0.00	0.00	0.00	4,000.00	0.00	4,000.00
<b>815.299 TRANSFER FUND</b>								
2401-000	Interest and Earnings		0.00	0.00	0.00	21.44	0.00	21.44
	Subtotal of 815.299 TRANSFER FUND		0.00	0.00	0.00	21.44	0.00	21.44
<b>823.623 STATEWIDE SCHOOL FINANCE CONSORT</b>								

\* Estimated revenue for Carryover Encumbrances from the prior fiscal year will not be realized. These are estimates to balance the budget

# GREATER SOUTHERN TIER BOCES

Revenue Status Report As Of: 09/30/2015

Fiscal Year: 2016

Fund: F SPECIAL AID FUND

Revenue Account	Service	Description	Original Estimate	Adjustments	Current Estimate	Year-to-Date	Anticipated Balance	Excess Revenue
2770-000	Unclassified Revenues		0.00	0.00	0.00	11,500.00	0.00	11,500.00
Subtotal of 823.623 STATEWIDE SCHOOL FINANCE CONSORT			0.00	0.00	0.00	11,500.00	0.00	11,500.00
830.630	SCHOOL LIBRARY SYSTEM							
4219-000	ESEA, IVB, Library & Learn Res		0.00	0.00	0.00	193,670.00	0.00	193,670.00
Subtotal of 830.630 SCHOOL LIBRARY SYSTEM			0.00	0.00	0.00	193,670.00	0.00	193,670.00
837.610	SUMMER SCHOOL MULTI OPT 1:1 AIDE							
2252-000	Srvc Chrgs to Component Dist		302,842.00	0.00	302,842.00	0.00	302,842.00	0.00
Subtotal of 837.610 SUMMER SCHOOL MULTI OPT 1:1 AIDE			302,842.00	0.00	302,842.00	0.00	302,842.00	0.00
837.637	SUMMER SCHOOL MULTI OPT							
2252-000	Srvc Chrgs to Component Dist		1,342,122.00	0.00	1,342,122.00	0.00	1,342,122.00	0.00
2705-000	Gifts and Donations		0.00	0.00	0.00	450.00	0.00	450.00
Subtotal of 837.637 SUMMER SCHOOL MULTI OPT			1,342,122.00	0.00	1,342,122.00	450.00	1,342,122.00	450.00
850.650	TEACHER CENTER							
3289-000	Other State Aid		0.00	0.00	0.00	41,854.00	0.00	41,854.00
Subtotal of 850.650 TEACHER CENTER			0.00	0.00	0.00	41,854.00	0.00	41,854.00
855.655	OMH OFFICE OF MENTAL HEALTH							
2770-000	Unclassified Revenues		0.00	0.00	0.00	4,272.65	0.00	4,272.65
Subtotal of 855.655 OMH OFFICE OF MENTAL HEALTH			0.00	0.00	0.00	4,272.65	0.00	4,272.65
879.679	SNAP - SAFETY NET ASSISTANCE PRO							
2770-000	Unclassified Revenues		0.00	0.00	0.00	10,418.00	0.00	10,418.00
Subtotal of 879.679 SNAP - SAFETY NET ASSISTANCE PRO			0.00	0.00	0.00	10,418.00	0.00	10,418.00
881.681	SUMMER OF INNOVATION FUNDING							
2770-001	UNCLASSIFIED REV		0.00	0.00	0.00	4,500.00	0.00	4,500.00
Subtotal of 881.681 SUMMER OF INNOVATION FUNDING			0.00	0.00	0.00	4,500.00	0.00	4,500.00
882.610	ESY 1:1 AIDES W/ GV BOCES							
2252-000	Srvc Chrgs to Component Dist		0.00	1,661.22	1,661.22	0.00	1,661.22	0.00
Subtotal of 882.610 ESY 1:1 AIDES W/ GV BOCES			0.00	1,661.22	1,661.22	0.00	1,661.22	0.00
882.682	EXTENDED SCHOOL YEAR W/ GV BOCES							
2252-000	Srvc Chrgs to Component Dist		0.00	2,222.77	2,222.77	0.00	2,222.77	0.00
Subtotal of 882.682 EXTENDED SCHOOL YEAR W/ GV BOCES			0.00	2,222.77	2,222.77	0.00	2,222.77	0.00

\* Estimated revenue for Carryover Encumbrances from the prior fiscal year will not be realized. These are estimates to balance the budget

**GREATER SOUTHERN TIER BOCES**

Revenue Status Report As Of: 09/30/2015

Fiscal Year: 2016

Fund: F SPECIAL AID FUND

Revenue Account	Service	Description	Original Estimate	Adjustments	Current Estimate	Year-to-Date	Anticipated Balance	Excess Revenue
892.592 RTTT RIC DATA CENTERS PROGRAM			0.00	0.00	0.00	52,147.20	0.00	52,147.20
4285-000 FED FISCAL STABILIZATION GRANT			0.00	0.00	0.00	52,147.20	0.00	52,147.20
Subtotal of 892.592 RTTT RIC DATA CENTERS PROGRAM								
Total SPECIAL AID FUND			1,644,964.00	3,883.99	1,648,847.99	800,579.30	1,650,067.86	801,799.17

**Selection Criteria**

Criteria Name: Last Run  
 As Of Date: 09/30/2015  
 Suppress revenue accounts with no activity  
 Print Summary Only  
 Sort by: Fund/Service/Revenue Code  
 Printed by Janice Conley

\* Estimated revenue for Carryover Encumbrances from the prior fiscal year will not be realized.

These are estimates to balance the budget

# GREATER SOUTHERN TIER BOCES

## Outstanding Check Listing

Bank Account: FederalChase - Chase - Federal

Check Number	Check Date	Remit To	Warrant	Fund	Recorded	Statement Date	Check Amount	Check Number
026267	09/17/2015	ALFRED ALMOND CENTRAL SCHOOL DISTRICT	0028	No	No		\$318.08	026267
026293	09/24/2015	ANIMALAND ZOOLOGICAL PARK, INC	0032	No	No		\$635.00	026293
026294	09/24/2015	AT&T	0032	No	No		\$63.43	026294
026248	09/10/2015	BATESIDENISE M.	0025	No	No		\$58.71	026248
026250	09/10/2015	BOWERSVEMILY A.	0025	No	No		\$86.65	026250
026271	09/17/2015	COLEVALERIE L.	0028	No	No		\$31.50	026271
026295	09/24/2015	COMPLETE BOOK & MEDIA SUPPLY - BOOKS	0032	No	No		\$28,435.20	026295
026297	09/24/2015	COUNCIL OF PRACTICAL NURSE PRGMS NYS ULSTER BOCES ADULT EDUCATION CENTER	0032	No	No		\$200.00	026297
026275	09/17/2015	DEPARTMENT OF MOTOR VEHICLES	0028	No	No		\$40.00	026275
026276	09/17/2015	DEPARTMENT OF MOTOR VEHICLES	0028	No	No		\$40.00	026276
026277	09/17/2015	DEPARTMENT OF MOTOR VEHICLES	0028	No	No		\$40.00	026277
026298	09/24/2015	DERMALOGICA INC	0032	No	No		\$262.10	026298
026279	09/17/2015	DOMINESKEVAMANDA J.	0028	No	No		\$93.15	026279
026300	09/24/2015	GHOLKAR'S INC. PO BOX 378	0032	No	No		\$273.12	026300
026302	09/24/2015	HON	0032	No	No		\$551.20	026302
026236	09/03/2015	HORVATKAREN L.	0023	No	No		\$778.50	026236
025520	02/05/2015	HUGICJENNA E.	0088	No	No		\$6.50	025520
026303	09/24/2015	J J KELLER & ASSOCIATES INC	0032	No	No		\$392.93	026303
026256	09/10/2015	KOZDEMBAJESSICA M.	0025	No	No		\$126.73	026256
026304	09/24/2015	MOORE MEDICAL LLC	0032	No	No		\$2,820.90	026304
026305	09/24/2015	MOORE MEDICAL LLC	0032	No	No		\$2,507.32	026305
026306	09/24/2015	MOORE MEDICAL LLC	0032	No	No		\$467.54	026306
026282	09/17/2015	NICHOLSONKECIA A.	0028	No	No		\$118.45	026282
026011	06/25/2015	NYS EDUCATION DEPARTMENT	0138	No	No		\$143.00	026011
026307	09/24/2015	PRAXAIR DISTRIBUTION INC	0032	No	No		\$2,421.35	026307
026283	09/17/2015	PROMETRIC INC ATTN: INVOICE PROCESSING	0028	No	No		\$1,746.00	026283
026308	09/24/2015	PROMETRIC INC ATTN: INVOICE PROCESSING	0032	No	No		\$893.00	026308
026022	06/25/2015	ROSEHILDRETH M.	0138	No	No		\$8.99	026022
026258	09/10/2015	SCT COUNSELORS ASSOCIATION ATTN: PENNY BURROWS GUIDANCE OFFICE	0025	No	No		\$145.00	026258
026309	09/24/2015	STAPLES CONTRACT & COMMERCIAL	0032	No	No		\$1,133.60	026309
026265	09/10/2015	WICHTOWSKIWELISSA P.	0025	No	No		\$19.55	026265
026311	09/24/2015	WILSON TRANSPORT INC 21 EIGHTH STREET	0032	No	No		\$150.00	026311
026266	09/10/2015	YARNELLISUSAN M.	0025	No	No		\$16.10	026266
<b>Subtotal for Bank Account: FederalChase - Chase - Federal</b>							<b>\$45,023.60</b>	<b>\$45,023.60</b>
<b>Grand Total</b>							<b>\$45,023.60</b>	<b>Net</b>

**CHASE BANK  
 GST Capital Fund Account  
 Treasurer's Monthly Report  
 GST Capital Fund Account  
 From September 1, 2015 to September 30, 2015**

Total available balance as reported at the end of preceding period \$103,321.46

**RECEIPTS DURING MONTH**

(With breakdown of source including full amount of all short term loans)

Date	Source	Amount	
	Deposits and Credits plus Interest	\$115,002.71	
	Total Receipts		
	Total Receipts, including balance		\$218,324.17

**DISBURSEMENTS MADE DURING MONTH By Check**

From Check No. 277 To Check No. 279 \$215,640.50

Wires & Transfers

By Debit Charge (Total amount of checks issued and debit charges) \$215,640.50

TOTAL Cash Balance \$2,683.67

**RECONCILIATION WITH BANK STATEMENT**

Balance as given on bank statement, end of month \$2,683.67

Less total of outstanding check


Total available balance

(Must agree with Cash Balance above if there is a true reconciliation) \$2,683.67

Received by the Board of Education and entered as a part of the  
 Minutes of the Board meeting held November 3, 2015.

This is to certify that the above Cash  
 Balance is in agreement with my bank  
 statement, as reconciled.

Doretta Hughson  
 CLERK OF BOARD OF EDUCATION

  
 TREASURER OF SCHOOL DISTRICT

**GREATER SOUTHERN TIER BOCES**  
Budget Status Report As Of: 09/30/2015  
Fiscal Year: 2016

**Fund: H CAPITAL FUND**

Budget Account	Description	Initial Budget	Adjustments	Current Budget	Year-to-Date Expenditures	Encumbrances Outstanding	Unencumbered Balance	Available Balance
780.024	BUSH BLDG 1 14-15 0001-021	139,468.57	0.00	139,468.57	0.00	0.00	139,468.57	139,468.57
780.025	BUSH BLDG 1 15-16 0001-022	-7,552.49	0.00	-7,552.49	23,683.34	5,238.46	-36,474.29	-36,474.29
780.026	BUSH BLDG 1 16-17 0001-023	0.00	0.00	0.00	8,377.28	5,680.72	-14,058.00	-14,058.00
780.027	BUSH BLDG 6 16-17 0006-015	0.00	0.00	0.00	4,188.63	2,840.37	-7,029.00	-7,029.00
780.028	BUSH BLDG 7 16-17 0007-011	0.00	0.00	0.00	5,584.85	3,787.15	-9,372.00	-9,372.00
780.113	CPRS BLDG 3 14-15 0045-004	-163,866.43	0.00	-163,866.43	0.00	0.00	-163,866.43	-163,866.43
780.114	CPRS BLDG 7 14-15 0049-005	125,490.24	0.00	125,490.24	0.00	107,413.00	18,077.24	18,077.24
780.116	CPRS BLDG 2 15-16 0044-003	-6,545.49	0.00	-6,545.49	1,178.23	158,181.77	-165,905.49	-165,905.49
780.117	CPRS BLDG 3 15-16 0045-005	-6,545.49	0.00	-6,545.49	2,080.73	193,649.27	-202,275.49	-202,275.49
780.118	CPRS BLDG 7 15-16 0049-006	-15,104.96	0.00	-15,104.96	126,802.67	183,731.73	-325,639.36	-325,639.36
780.119	CPRS BLDG 1 16-17 0037-005	0.00	0.00	0.00	11,635.10	7,889.90	-19,525.00	-19,525.00
780.120	CPRS BLDG 2 16-17 0044-004	0.00	0.00	0.00	1,396.22	946.78	-2,343.00	-2,343.00
780.121	CPRS BLDG 3 16-17 0045-006	0.00	0.00	0.00	1,396.22	946.78	-2,343.00	-2,343.00
780.318	WW BLDG 2 13-14 0039-004	265,110.38	0.00	265,110.38	0.00	215,300.00	49,810.38	49,810.38
780.319	WW BLDG 2 14-15 0039-005	-5,338.63	0.00	-5,338.63	46,331.51	81,477.29	-133,147.43	-133,147.43
780.320	WW BLDG 6 15-16 0051-003	-6,545.49	0.00	-6,545.49	4,051.98	152,789.02	-163,386.49	-163,386.49
780.321	WW BLDG 7 15-16 0030-004	-4,027.99	0.00	-4,027.99	20,575.30	14,901.70	-39,504.99	-39,504.99
780.322	WW BLDG 2 16-17 0039-006	0.00	0.00	0.00	1,396.22	946.78	-2,343.00	-2,343.00
780.323	WW BLDG 4 16-17 0042-003	0.00	0.00	0.00	5,119.45	3,471.55	-8,591.00	-8,591.00
780.324	WW BLDG 7 16-17 0030-005	0.00	0.00	0.00	7,446.48	5,049.52	-12,496.00	-12,496.00
780.701	EPC BUSH B1 13-14 0001-020	9,149.00	0.00	9,149.00	0.00	0.00	9,149.00	9,149.00
780.702	EPC BUSH B2 13-14 0002-010	5,102.00	0.00	5,102.00	0.00	0.00	5,102.00	5,102.00
780.703	EPC BUSH B3 13-14 0003-008	1,185.00	0.00	1,185.00	0.00	0.00	1,185.00	1,185.00
780.704	EPC BUSH B4 13-14 0004-012	1,965.00	0.00	1,965.00	0.00	0.00	1,965.00	1,965.00
780.705	EPC BUSH B5 13-14 0005-014	1,184.00	0.00	1,184.00	0.00	0.00	1,184.00	1,184.00
780.706	EPC BUSH B6 13-14 0006-014	1,380.00	0.00	1,380.00	0.00	0.00	1,380.00	1,380.00
780.707	EPC BUSH B7 13-14 0007-010	1,762.00	0.00	1,762.00	0.00	0.00	1,762.00	1,762.00
780.708	EPC BUSH B8 13-14 0008-006	1,012.00	0.00	1,012.00	0.00	0.00	1,012.00	1,012.00
780.709	EPC BUSH B11 13-14 0020-004	1,786.00	0.00	1,786.00	0.00	0.00	1,786.00	1,786.00
780.710	EPC WILDWOOD B7 13-14 0030-003	494.00	0.00	494.00	0.00	0.00	494.00	494.00
780.711	EPC COOPERS B1 13-14 0037-004	2,721.00	0.00	2,721.00	0.00	0.00	2,721.00	2,721.00
780.712	EPC WILDWOOD B1 13-14 0038-004	1,277.00	0.00	1,277.00	0.00	0.00	1,277.00	1,277.00
780.713	EPC WILDWOOD B2 13-14 0039-003	1,208.00	0.00	1,208.00	0.00	0.00	1,208.00	1,208.00
780.714	EPC WILDWOOD B3 13-14 0041-003	1,717.00	0.00	1,717.00	0.00	0.00	1,717.00	1,717.00
780.715	EPC WILDWOOD B4 13-14 0042-002	684.00	0.00	684.00	0.00	0.00	684.00	684.00
780.716	EPC WILDWOOD B5 13-14 0043-004	1,007.00	0.00	1,007.00	0.00	0.00	1,007.00	1,007.00
780.717	EPC COOPERS B2 13-14 0044-002	1,316.00	0.00	1,316.00	0.00	0.00	1,316.00	1,316.00
780.718	EPC COOPERS B3 13-14 0045-002	1,734.00	0.00	1,734.00	0.00	0.00	1,734.00	1,734.00
780.719	EPC COOPERS B4 13-14 0046-003	773.00	0.00	773.00	0.00	0.00	773.00	773.00

# GREATER SOUTHERN TIER BOCES

Budget Status Report As Of: 09/30/2015

Fiscal Year: 2016

Fund: H CAPITAL FUND

Budget Account	Description	Initial Budget	Adjustments	Current Budget	Year-to-Date Expenditures	Encumbrances Outstanding	Unencumbered Balance	Available Balance
780.720 EPC COOPERS B5	13-14 0047-004	692.00	0.00	692.00	0.00	0.00	692.00	692.00
780.721 EPC COOPERS B6	13-14 0048-004	710.00	0.00	710.00	0.00	0.00	710.00	710.00
780.722 EPC COOPERS B7	13-14 0049-002	854.00	0.00	854.00	0.00	0.00	854.00	854.00
780.723 EPC COOPERS B8	13-14 0050-003	907.00	0.00	907.00	0.00	0.00	907.00	907.00
780.724 EPC WILDWOOD B6	13-14 0051-002	806.00	0.00	806.00	0.00	0.00	806.00	806.00
780.725 EPC COOPERS B16	13-14 0052-002	1,646.00	0.00	1,646.00	0.00	0.00	1,646.00	1,646.00
780.726 EPC WILDWOOD B12	13-14 0055-002	-114.00	0.00	-114.00	0.00	0.00	-114.00	-114.00
780.728 EPC WILDWOOD B18	13-14 0059-002	888.00	0.00	888.00	0.00	0.00	888.00	888.00
780.731 EPC BUSH B9	13-14 1017-004	640.00	0.00	640.00	0.00	0.00	640.00	640.00
780.732 EPC BUSH B10	13-14 1019-004	665.00	0.00	665.00	0.00	0.00	665.00	665.00
780.733 EPC BUSH B13	13-14 2009-001	-1.00	0.00	-1.00	0.00	0.00	-1.00	-1.00
780.734 EPC COOPERS B10	13-14 2054-002	102.00	0.00	102.00	0.00	0.00	102.00	102.00
780.735 EPC WILDWOOD B11	13-14 3036-002	-1.00	0.00	-1.00	0.00	0.00	-1.00	-1.00
780.736 EPC COOPERS B19	13-14 3057-002	303.00	0.00	303.00	0.00	0.00	303.00	303.00
780.737 EPC BUSH B12	13-14 8022-004	4,477.00	0.00	4,477.00	0.00	0.00	4,477.00	4,477.00
<b>Total CAPITAL FUND</b>		<b>364,572.22</b>	<b>0.00</b>	<b>364,572.22</b>	<b>271,244.21</b>	<b>1,144,241.79</b>	<b>-1,050,913.78</b>	<b>-1,050,913.78</b>

# GREATER SOUTHERN TIER BOCES

Budget Status Report As Of: 09/30/2015

Fiscal Year: 2016

Fund: H CAPITAL FUND

## Selection Criteria

Criteria Name: Last Run

Fund: H

Budget type: Current Year

As Of Date: 09/30/2015

Suppress budgetcodes with no activity

Print Summary Only

Show Available Balance, not service

Sort by: Fund/Service

Printed by Janice Conley

**GREATER SOUTHERN TIER BOCES**

Revenue Status Report As Of: 09/30/2015

Fiscal Year: 2016

Fund: H CAPITAL FUND

Revenue Account	Service	Description	Original Estimate	Adjustments	Current Estimate	Year-to-Date	Anticipated Balance	Excess Revenue
<b>776.199 OPERATIONS &amp; MAINTENANCE</b>								
2401-000	Interest and Earnings		0.00	0.00	0.00	15.45	0.00	15.45
Subtotal of 776.199 OPERATIONS & MAINTENANCE			0.00	0.00	0.00	15.45	0.00	15.45
<b>780.118 CPRS BLDG 7 15-16 0049-006</b>								
5031-000	Interfund Revenues		0.00	0.00	0.00	115,000.00	0.00	115,000.00
Subtotal of 780.118 CPRS BLDG 7 15-16 0049-006			0.00	0.00	0.00	115,000.00	0.00	115,000.00
<b>Total CAPITAL FUND</b>			<b>0.00</b>	<b>0.00</b>	<b>0.00</b>	<b>115,015.45</b>	<b>0.00</b>	<b>115,015.45</b>

**Selection Criteria**

Criteria Name: Last Run  
As Of Date: 09/30/2015  
Suppress revenue accounts with no activity  
Print Summary Only  
Sort by: Fund/Service/Revenue Code  
Printed by Janice Conley

\* Estimated revenue for Carryover Encumbrances from the prior fiscal year will not be realized.  
These are estimates to balance the budget

**CHASE BANK**  
**GST Dental & Vision Account # xxx-xx1000**  
**Treasurer's Monthly Report**  
**for the period**  
**From September 1, 2015 to September 30, 2015**

Total available balance as reported at the end of preceding period \$141,683.41

**RECEIPTS DURING MONTH**

(With breakdown of source including full amount of all short term loans)

Date	Source	Amount
	Deposits & Credits	\$ 186.00
	Interest	\$ 0.99
Total Receipts, including balance		\$ 141,870.40

**DISBURSEMENTS MADE DURING MONTH By Check**

From Check No.	To Check No.	\$	-
Wires & Transfers		\$	37,906.48
Wires & Transfers		\$	-

By Debit Charge (Total amount of checks issued and debit charges)	\$	37,906.48
TOTAL Cash Balance		\$103,963.92

**RECONCILIATION WITH BANK STATEMENT**


Balance as given on bank statement, end of month	\$	103,963.92
In Transit -	\$	-
Less total of outstanding check	\$	-

(Must agree with Cash Balance above if there is a true reconciliation) \$ 103,963.92

Received by the Board of Education and entered as a part of the  
Minutes of the Board meeting held November 3, 2015

Doretta Hughson  
CLERK OF BOARD OF EDUCATION

This is to certify that the above Cash  
Balance is in agreement with my bank  
statement, as reconciled.

  
TREASURER OF SCHOOL DISTRICT

**CHASE BANK  
 GST Premier Account  
 Treasurer's Monthly Report  
 for the period  
 From September 1, 2015 to September 30, 2015**

Total available balance as reported at the end of preceding period \$4,376,505.82

**RECEIPTS DURING MONTH**

(With breakdown of source including full amount of all short term loans)

Date	Source	Amount
	Deposits & Credits plus Interest	\$51,298,961.33
	Total Receipts	
	Total Receipts, including balance	\$55,675,467.15

**DISBURSEMENTS MADE DURING MONTH By Check**

From Check No.	To Check No.	\$0.00
Wires & Transfers		\$24,285,185.00

By Debit Charge (Total amount of checks issued and debit charges)

TOTAL Cash Balance \$31,390,282.15

**RECONCILIATION WITH BANK STATEMENT**

Balance as given on bank statement, end of month	\$31,390,282.15
Less total of outstanding check	

(Must agree with Cash Balance above if there is a true reconciliation) \$31,390,282.15

Received by the Board of Education and entered as a part of the  
 Minutes of the Board meeting held November 3, 2015.

Doretta Hughson  
 CLERK OF BOARD OF EDUCATION

This is to certify that the above Cash  
 Balance is in agreement with my bank  
 statement, as reconciled.

  
 TREASURER OF SCHOOL DISTRICT

**M & T BANK  
 GST Adult Ed Merchant  
 Treasurer's Monthly Report  
 for the period  
 From September 1, 2015 to September 30, 2015**

Total available balance as reported at the end of preceding period \$29,702.53

**RECEIPTS DURING MONTH**

(With breakdown of source including full amount of all short term loans)

Date	Source	Amount	
	Deposits & Credits plus Interest	\$31,309.43	
	Total Receipts	\$31,309.43	
	Total Receipts, including balance		\$61,011.96

**DISBURSEMENTS MADE DURING MONTH**

From Check No.      To Check No.

Transfer to Federal Fund Checking

By Debit Charge      (Total amount of checks issued and debit charges)

TOTAL Cash Balance \$61,011.96

**RECONCILIATION WITH BANK STATEMENT**

Balance as given on bank statement, end of month \$60,325.96

Less total of outstanding check

Deposit in transit \$686.00

Total available balance

(Must agree with Cash Balance above if there is a true reconciliation) \$61,011.96

Received by the Board of Education and entered as a part of the  
 Minutes of the Board meeting held November 3, 2015.

This is to certify that the above Cash  
 Balance is in agreement with my bank  
 statement, as reconciled.

Doretta Hughson  
 CLERK OF BOARD OF EDUCATION

  
 TREASURER OF SCHOOL DISTRICT

**Chemung Canal Trust Company  
Patron Account - Coopers Plains  
Treasurer's Monthly Report  
for the period**

**From September 1, 2015 to September 30, 2015**

Total available balance as reported at the end of preceding period \$157.87

**RECEIPTS DURING MONTH**

(With breakdown of source including full amount of all short term loans)

Date	Source	Amount	
	Deposits and Credits	\$2,714.60	
	Total Receipts	\$2,714.60	
	Total Receipts, including balance		\$2,872.47

**DISBURSEMENTS MADE DURING MONTH**

By Check

From Check No. 1162 To Check No.

\$150.00

(Total amount of checks issued and debit charges)

Cash Balance as shown by records

\$2,722.47

**RECONCILIATION WITH BANK STATEMENT**

Balance as given on bank statement, end of month

\$ 2,722.47

Less total of outstanding check

\$0.00

Net Balance in bank

\$ 2,722.47


(Must agree with Cash Balance above if there is a true reconciliation)

\$2,722.47

Received by the Board of Education and entered as a part of the  
Minutes of the Board meeting held November 3, 2015.

This is to certify that the above Cash  
Balance is in agreement with my bank  
statement, as reconciled.

Doretta Hughson  
CLERK OF BOARD OF EDUCATION

  
TREASURER OF SCHOOL DISTRICT

**Steuben Trust Company  
Patron Account - Wildwood  
Treasurer's Monthly Report  
for the period  
From September 1, 2015 to September 30, 2015**

Total available balance as reported at the end of preceding period \$0.00

(With breakdown of source including full amount of all short term loans)

Date	Source	Amount	
	Deposits and Credits	\$557.42	
	Total Receipts	\$557.42	
	Total Receipts, including balance		\$557.42
<b>DISBURSEMENTS MADE DURING MONTH</b>			
	By Check		
	From Check No. 1164 To Check No.	\$557.42	
		\$557.42	
	Cash Balance as shown by records		\$0.00

**RECONCILIATION WITH BANK STATEMENT**

Balance as given on bank statement, end of month	\$557.42
Less total of outstanding check	(\$557.42)

(Must agree with Cash Balance above if there is a true reconciliation) \$0.00

Received by the Board of Education and entered as a part of the  
Minutes of the Board meeting held November 3, 2015.

Doretta Hughson  
CLERK OF BOARD OF EDUCATION

This is to certify that the above Cash  
Balance is in agreement with my bank  
statement, as reconciled.

  
TREASURER OF SCHOOL DISTRICT

WILDWOOD  
OUTSTANDING CHECKS 9/30/2015  
date ck number amount  
9/30/2015 \$ 557.42

\$ 557.42

**M & T BANK**  
**GST Scholarship Funds Account**  
**Treasurer's Monthly Report**  
**for the period**

**From September 1, 2015 to September 30, 2015**

Total available balance as reported at the end of preceding period \$747.08

**RECEIPTS DURING MONTH**

(With breakdown of source including full amount of all short term loans)

Date	Source	Amount	
	Deposits & Credits plus Interest	\$0.02	
	Void Checks	\$0.00	
	Total Receipts	\$0.02	
	Total Receipts, including balance		\$747.10

**DISBURSEMENTS MADE DURING MONTH By Check**

From Check No. To Check No.	\$0.00
Wires & Transfers	\$0.00

By Debit Charge (Total amount of checks issued and debit charges)	\$0.00	
TOTAL Cash Balance		\$747.10

**RECONCILIATION WITH BANK STATEMENT**

Balance as given on bank statement, end of month	\$797.10	
Less total of outstanding checks	(\$50.00)	
(Must agree with Cash Balance above if there is a true reconciliation)		\$747.10

Received by the Board of Education and entered as a part of the  
 Minutes of the Board meeting held November 3, 2015.

Doretta Hughson  
 CLERK OF BOARD OF EDUCATION

This is to certify that the above Cash  
 Balance is in agreement with my bank  
 statement, as reconciled.

  
 TREASURER OF SCHOOL DISTRICT



**CHASE BANK**  
**GST - T&A Memorial Fund Account**  
**Treasurer's Monthly Report**  
**for the period**  
**From September 1, 2015 to September 30, 2015**

Total available balance as reported at the end of preceding period \$52,884.22

**RECEIPTS DURING MONTH**

(With breakdown of source including full amount of all short term loans)

Date	Source	Amount
	Deposits & Credits plus Interest	\$0.43
	Total Receipts	
	Total Receipts, including balance	\$52,884.65

**DISBURSEMENTS MADE DURING MONTH By Check**

From Check No.	To Check No.	\$0.00
Wires & Transfers		\$0.00

By Debit Charge (Total amount of checks issued and debit charges)

**TOTAL Cash Balance** \$52,884.65

**RECONCILIATION WITH BANK STATEMENT**

Balance as given on bank statement, end of month \$52,884.65

Less total of outstanding check \$0.00

Total available balance

(Must agree with Cash Balance above if there is a true reconciliation) \$52,884.65

Received by the Board of Education and entered as a part of the  
 Minutes of the Board meeting held November 3, 2015.

Doretta Hughson  
 CLERK OF BOARD OF EDUCATION

This is to certify that the above Cash  
 Balance is in agreement with my bank  
 statement, as reconciled.

  
 TREASURER OF SCHOOL DISTRICT

**CHASE BANK**  
**GST Clayton J Tong Memorial Scholarship Savings Account**  
**Treasurer's Monthly Report**  
**for the period**  
**From September 1, 2015 to September 30, 2015**

Total available balance as reported at the end of preceding period \$5,480.20

**RECEIPTS DURING MONTH**

(With breakdown of source including full amount of all short term loans)

Date	Source	Amount	
	Deposits & Credits plus Interest		
	Total Receipts	\$0.04	
	Total Receipts, including balance		\$5,480.24

**DISBURSEMENTS MADE DURING MONTH By Check**

From Check No.	To Check No.	\$0.00	
Wires & Transfers		\$0.00	
By Debit Charge	(Total amount of checks issued and debit charges)	\$0.00	
TOTAL Cash Balance			\$5,480.24

**RECONCILIATION WITH BANK STATEMENT**

Balance as given on bank statement, end of month	\$5,480.24	
Less total of outstanding check		
Total available balance		
(Must agree with Cash Balance above if there is a true reconciliation)		\$5,480.24

Received by the Board of Education and entered as a part of the  
Minutes of the Board meeting held November 3, 2015.

Doretta Hughson  
CLERK OF BOARD OF EDUCATION

This is to certify that the above Cash  
Balance is in agreement with my bank  
statement, as reconciled.

Janice Conley  
TREASURER OF SCHOOL DISTRICT

**CHASE BANK**  
**GST Clayton J Tong Memorial Scholarship Checking**  
**Treasurer's Monthly Report**  
**for the period**  
**From September 1, 2015 to September 30, 2015**

Total available balance as reported at the end of preceding period \$0.00

**RECEIPTS DURING MONTH**

(With breakdown of source including full amount of all short term loans)

Date	Source	Amount	
	Deposits & Credits plus Interest	\$0.00	
	Voided Checks	\$0.00	
	Total Receipts	\$0.00	
	Total Receipts, including balance		\$0.00

**DISBURSEMENTS MADE DURING MONTH By Check**

From Check No. To Check No.

Wires & Transfers

By Debit Charge (Total amount of checks issued and debit charges)

TOTAL Cash Balance \$0.00

**RECONCILIATION WITH BANK STATEMENT**

Balance as given on bank statement, end of month \$0.00

Less total of outstanding check \$0.00

Total available balance

(Must agree with Cash Balance above if there is a true reconciliation) \$0.00

Received by the Board of Education and entered as a part of the  
Minutes of the Board meeting held November 3, 2015.

This is to certify that the above Cash  
Balance is in agreement with my bank  
statement, as reconciled.

Doretta Hughson  
CLERK OF BOARD OF EDUCATION

  
TREASURER OF SCHOOL DISTRICT

**Steuben Trust Company  
Bethesda Foundation Scholarship  
Secondary & Adult Account  
Treasurer's Monthly Report  
for the period**

**From September 1, 2015 to September 30, 2015**

Total available balance as reported at the end of preceding period \$734.15

**RECEIPTS DURING MONTH**

(With breakdown of source including full amount of all short term loans)

Date	Source	Amount	
	Deposits and Credits	\$0.01	
	Total Receipts	\$0.01	
	Total Receipts, including balance		\$734.16

**DISBURSEMENTS MADE DURING MONTH**

By Check			
From Check No.	To Check No.	\$0.00	
Total disbursements		\$0.00	
Cash Balance as shown by records			\$734.16

**RECONCILIATION WITH BANK STATEMENT**


Balance as given on bank statement, end of month	\$734.16
Less total of outstanding check	
Deposit in Transit	
Net Balance in bank	\$734.16

(Must agree with Cash Balance above if there is a true reconciliation) \$734.16

Received by the Board of Education and entered as a part of the  
Minutes of the Board meeting held November 3, 2015

Doretta Hughson  
CLERK OF BOARD OF EDUCATION

This is to certify that the above Cash  
Balance is in agreement with my bank  
statement, as reconciled.

  
TREASURER OF SCHOOL DISTRICT

**BANCORP BANK**  
**GST Flex/Benefit Card Account**  
**Treasurer's Monthly Report**  
**for the period**

**From September 1, 2015 to September 30, 2015**

Total available balance as reported at the end of preceding period \$45,155.75

**RECEIPTS DURING MONTH**

(With breakdown of source including full amount of all short term loans)

Date	Source	Amount	
	Deposits & Credits plus Interest	\$36,737.26	
	Void Checks		
	Total Receipts	\$36,737.26	
	Total Receipts, including balance		\$81,893.01

**DISBURSEMENTS MADE DURING MONTH By Check**

From Check No. To Check No.

Wires & Transfers \$33,791.94

By Debit Charge (Total amount of checks issued and debit charges)

TOTAL Cash Balance \$48,101.07

**RECONCILIATION WITH BANK STATEMENT**

Balance as given on bank statement, end of month \$49,420.27


HRA/HCR in transit \$ (1,319.20)

(Must agree with Cash Balance above if there is a true reconciliation) \$48,101.07

Received by the Board of Education and entered as a part of the  
Minutes of the Board meeting held November 3, 2015.

This is to certify that the above Cash  
Balance is in agreement with my bank  
statement, as reconciled.

Doretta Hughson  
CLERK OF BOARD OF EDUCATION

  
TREASURER OF SCHOOL DISTRICT

BANCORP.

OUTSTANDING CHECKS 9/30/2015

date	ck number	amount
9/30/2015	HCR/HRA	\$ 1,319.20

\$ 1,319.20

**M & T BANK**  
**GST Trust & Agency Account**  
**Treasurer's Monthly Report**  
**for the period**

**From September 1, 2015 to September 30, 2015**

Total available balance as reported at the end of preceding period \$ 861,648.85

**RECEIPTS DURING MONTH**

(With breakdown of source including full amount of all short term loans)

Date	Source	Amount
	Deposits & Interest	\$ 43,305.93
	Transfer from General Fund for Health Care-Aug/Sept	\$ 1,039,861.65
	Transfer(s) from General Fund-5010	\$ 2,560,258.16
	Transfer(s) from Federal Fund-7472	\$ 518,133.23

Total Receipts \$ 4,161,558.97

Total Receipts, including balance \$ 5,023,207.82

**DISBURSEMENTS MADE DURING MONTH**

By Check

From Check No. 8888 To Check No. 8903 \$ 20,575.13

By Debit Charge

Consolidated Net Payroll(s)-5044	\$ 1,993,419.12
IRS USA Tax Payment(s)	\$ 747,360.11
ERS & TRS	\$ 24,078.10
Omni	\$ 72,612.37
New York State Withhold(s)	\$ 122,247.66
Wire to NY44/MVP- Aug/Sept Health Ins.	\$ 1,039,861.65
Support staff/EA Union wire	\$ 15,051.36

(Total amount of checks issued and debit charges) \$ 4,035,205.50

Cash Balance as shown by records \$ 988,002.32

**RECONCILIATION WITH BANK STATEMENT**

Balance as given on bank statement, end of month \$ 1,526,680.98

Less total of outstanding checks \$ (1,764.32)


Pending transfer(s) \$ (536,914.34)

(Must agree with Cash Balance above if there is a true reconciliation) \$ 988,002.32

Received by the Board of Education and entered as a part of the  
Minutes of the Board meeting held November 3, 2015.

Doretta Houghson  
Clerk of Board of Education

This is to certify that the above Cash  
Balance is in agreement with my bank  
statement, as reconciled.

  
TREASURER OF SCHOOL DISTRICT

# GREATER SOUTHERN TIER BOCES

## Outstanding Check Listing

Bank Account: TAMT - M&T - TA Fund

Check Number	Check Date	Remit To	Warrant	Fund	Recorded	Statement Date	Check Amount	Check Number	
008865	07/23/2015	ESTATE OF JESSE AUSTIN EDSALL	0010		No		\$74.11	008865	
008895	09/17/2015	GST BOCES TEACHER AIDE ASSOCIATION	0029	TA	No		\$972.23	008895	
008903	09/24/2015	MICHELLE PIERSON, TREASURER	0032		No		\$570.30	008903	
008675	1/06/2014	MILLERVIOLA	0055		No		\$147.68	008675	
		WALTON ESTATE OF THOMAS L.							
<b>Subtotal for Bank Account: TAMT - M&amp;T - TA Fund</b>							<b>Grand Total</b>	<b>\$1,764.32</b>	
							<b>Net</b>	<b>\$1,764.32</b>	

### Selection Criteria

Bank Account: TAMT  
 Check date is thru 09/30/2015  
 Checks Cleared/Voided Thru: 09/30/2015  
 Sort by: Remit To

Printed by JENNIFER L. MORRIS

**Five Star Bank  
GST Flex Account  
Treasurer's Monthly Report  
for the period  
From September 1, 2015 to September 30, 2015**

Total available balance as reported at the end of preceding period \$43,693.98

**RECEIPTS DURING MONTH**

(With breakdown of source including full amount of all short term loans)

Date	Source	Amount
	Deposits & Credits plus Interest	\$25,597.58

Total Receipts	\$25,597.58	
Total Receipts, including balance		\$69,291.56

**DISBURSEMENTS MADE DURING MONTH By Check**

From Check No. 4669 To Check No. 44705 \$11,538.89

Wires & Transfers \$36,737.26

By Debit Charge (Total amount of checks issued and debit charges)		
TOTAL Cash Balance		\$21,015.41

**RECONCILIATION WITH BANK STATEMENT**

Balance as given on bank statement, end of month \$23,041.28

Less total of outstanding check \$2,025.87

(Should agree with Cash Balance ABOVE unless there are  
Undeposited funds in treasurer's hands)

Amount of receipts undeposited (add)

(See reverse side of report)


Total available balance

(Must agree with Cash Balance above if there is a true reconciliation)		\$21,015.41
--	--	-------------

Received by the Board of Education and entered as a part of the  
Minutes of the Board meeting held November 3, 2015.

Doretta Hughson  
CLERK OF BOARD OF EDUCATION

This is to certify that the above Cash  
Balance is in agreement with my bank  
statement, as reconciled.

  
TREASURER OF SCHOOL DISTRICT

FIVE STAR FLEX CHECKING				
OUTSTANDING CHECKS			9/30/2015	
date	ck number	amount		
9/28/2015	4695	\$ 75.20		
9/28/2015	4696	\$ 38.40		
9/28/2015	4697	\$ 100.48		
9/28/2015	4698	\$ 162.00		
9/28/2015	4699	\$ 50.00		
9/28/2015	4700	\$ 176.00		
9/28/2015	4701	\$ 210.00		
9/28/2015	4702	\$ 522.00		
9/28/2015	4703	\$ 306.00		
9/28/2015	4704	\$ 284.00		
9/28/2015	4705	\$ 101.79		
		\$ 2,025.87		

**Five Star Bank**  
**GST BOCES Flex Money Market Account**  
**Treasurer's Monthly Report**  
**for the period**  
**From September 1, 2015 To September 30, 2015**

Total available balance as reported at the end of preceding period \$1,143,516.14

**RECEIPTS DURING MONTH**

(With breakdown of source including full amount of all short term loans)

Date	Source	Amount
	Deposits & Credits plus Interest	\$37.22
	Total Receipts	
	Total Receipts, including balance	\$1,143,553.36

**DISBURSEMENTS MADE DURING MONTH By Check**

From Check No. To Check No.

Wires & Transfers \$25,000.00

By Debit Charge (Total amount of checks issued and debit charges)

**TOTAL Cash Balance** \$1,118,553.36

**RECONCILIATION WITH BANK STATEMENT**

Balance as given on bank statement, end of month \$1,118,553.36

Less total of outstanding check

(Should agree with Cash Balance ABOVE unless there are

Undeposited funds in treasurer's hands)

Amount of receipts undeposited (add)

(See reverse side of report)


Total available balance

(Must agree with Cash Balance above if there is a true reconciliation) \$1,118,553.36

Received by the Board of Education and entered as a part of the  
 Minutes of the Board meeting held November 3, 2015.

Doretta Hughson  
 CLERK OF BOARD OF EDUCATION

This is to certify that the above Cash  
 Balance is in agreement with my bank  
 statement, as reconciled.

  
 TREASURER OF SCHOOL DISTRICT

**Five Star Bank  
GST BOCES General Fund MM Account  
Treasurer's Monthly Report  
for the period**

**From September 1, 2015 to September 30, 2015**

Total available balance as reported at the end of preceding period \$96,434.92

**RECEIPTS DURING MONTH**

(With breakdown of source including full amount of all short term loans)

Date	Source	Amount
	Deposits & Credits plus Interest	\$3.17
	Total Receipts	
	Total Receipts, including balance	\$96,438.09

**DISBURSEMENTS MADE DURING MONTH By Check**

From Check No. To Check No.

Service Charge

Wires & Transfers

By Debit Charge (Total amount of checks issued and debit charges)

TOTAL Cash Balance \$96,438.09

**RECONCILIATION WITH BANK STATEMENT**

Balance as given on bank statement, end of month \$96,438.09

Transfer wire fees to be credited

Less total of outstanding check

(Should agree with Cash Balance ABOVE unless there are  
Undeposited funds in treasurer's hands)

Amount of receipts undeposited (add)

(See reverse side of report)


Total available balance \$96,438.09

(Must agree with Cash Balance above if there is a true reconciliation)

Received by the Board of Education and entered as a part of the  
Minutes of the Board meeting held November 3, 2015.

This is to certify that the above Cash  
Balance is in agreement with my bank  
statement, as reconciled.

Doretta Hughson  
CLERK OF BOARD OF EDUCATION

  
TREASURER OF SCHOOL DISTRICT

**First Niagara  
GST Escrow Agent Account  
Treasurer's Monthly Report  
for the period  
From September 1, 2015 to September 30, 2015**

Total available balance as reported at the end of preceding period \$310.23

**RECEIPTS DURING MONTH**

(With breakdown of source including full amount of all short term loans)

Date	Source	Amount
	Deposits & Credits plus Interest	
	Total Receipts	
	Total Receipts, including balance	\$310.23

**DISBURSEMENTS MADE DURING MONTH By Check**

From Check No.	To Check No.	Amount
Wires & Transfers		\$0.00

By Debit Charge (Total amount of checks issued and debit charges)	\$0.00
<b>TOTAL Cash Balance</b>	<b>\$310.23</b>


**RECONCILIATION WITH BANK STATEMENT**

Balance as given on bank statement, end of month	\$310.23
Less total of outstanding check	\$0.00
(Should agree with Cash Balance ABOVE unless there are Undeposited funds in treasurer's hands)	
Amount of receipts undeposited (add) (See reverse side of report)	
Total available balance	
(Must agree with Cash Balance above if there is a true reconciliation)	\$310.23

Received by the Board of Education and entered as a part of the  
Minutes of the Board meeting held November 3, 2015.

Doretta Hughson  
CLERK OF BOARD OF EDUCATION

This is to certify that the above Cash  
Balance is in agreement with my bank  
statement, as reconciled.

  
TREASURER OF SCHOOL DISTRICT

**First Niagara  
GST Escrow Agent Account  
Treasurer's Monthly Report  
for the period  
From September 1, 2015 to September 30, 2015**

Total available balance as reported at the end of preceding period \$4,998.00

**RECEIPTS DURING MONTH**

(With breakdown of source including full amount of all short term loans)

Date	Source	Amount
	Deposits & Credits plus Interest	
	Total Receipts	
	Total Receipts, including balance	\$4,998.00

**DISBURSEMENTS MADE DURING MONTH By Check**

From Check No.	To Check No.	Amount
Wires & Transfers		\$0.00

By Debit Charge (Total amount of checks issued and debit charges) \$0.00  
**TOTAL Cash Balance** **\$4,998.00**

**RECONCILIATION WITH BANK STATEMENT**

Balance as given on bank statement, end of month	\$4,998.00
Less total of outstanding check	\$0.00
(Should agree with Cash Balance ABOVE unless there are Undeposited funds in treasurer's hands)	
Amount of receipts undeposited (add) (See reverse side of report)	
Total available balance	
(Must agree with Cash Balance above if there is a true reconciliation)	\$4,998.00

Received by the Board of Education and entered as a part of the  
Minutes of the Board meeting held November 3, 2015.

Doretta Hughson  
CLERK OF BOARD OF EDUCATION

This is to certify that the above Cash  
Balance is in agreement with my bank  
statement, as reconciled.

  
TREASURER OF SCHOOL DISTRICT

**SunTrust**  
**Energy Performance Escrow Account**  
**Treasurer's Monthly Report**  
**for the period**  
**From September 1, 2015 to September 30, 2015**

Total available balance as reported at the end of preceding period \$53,714.57

**RECEIPTS DURING MONTH**

(With breakdown of source including full amount of all short term loans)

Date	Source	Amount
	Deposits & Credits plus Interest	\$11.40
	Total Receipts	
	Total Receipts, including balance	\$53,725.97

**DISBURSEMENTS MADE DURING MONTH By Check**

From Check No.      To Check No.

By Debit Charge (Total amount of checks issued and debit charges) \$53,725.97  
**TOTAL Cash Balance**

**RECONCILIATION WITH BANK STATEMENT**

Balance as given on bank statement, end of month	\$53,725.97
Less total of outstanding check	\$0.00
(Should agree with Cash Balance ABOVE unless there are Undeposited funds in treasurer's hands)	
Amount of receipts undeposited (add)	
(See reverse side of report)	
Total available balance	
(Must agree with Cash Balance above if there is a true reconciliation)	\$53,725.97

Received by the Board of Education and entered as a part of the  
 Minutes of the Board meeting held November 3, 2015.

Doretta Hughson  
 CLERK OF BOARD OF EDUCATION

This is to certify that the above Cash  
 Balance is in agreement with my bank  
 statement, as reconciled.

  
 TREASURER OF SCHOOL DISTRICT

**M & T BANK  
GST Payroll Account  
Treasurer's Monthly Report  
for the period  
From September 1, 2015 to September 30, 2015**

Total available balance as reported at the end of preceding period \$ (518.19)  
**RECEIPTS DURING MONTH**

(With breakdown of source including full amount of all short term loans)

Date	Source	Amount
	Deposits and Credits plus Interest	\$ 1,998,199.61

Total Receipts \$ 1,998,199.61

Total Receipts, including balance \$ 1,997,681.42

**DISBURSEMENTS MADE DURING MONTH By Check**

By Check

Fr Check 80089 to Check 80722	\$ 262,755.55	
Payroll Direct Deposit Wire 005	\$ 691,403.02	
Payroll Direct Deposit Wire 006	\$ 1,042,850.02	
	\$ 1,997,008.59	\$ 672.83


**RECONCILIATION WITH BANK STATEMENT**

Balance as given on bank statement, end of month	\$ 1,150,089.00	
Less total of outstanding checks	\$ (21,009.18)	
Deposit in transit	\$(1,127,893.30)	
Return settle- closed account J. Keuhn	\$ (513.69)	

Total available balance \$ 672.83

Received by the Board of Education and entered as a part of the  
Minutes of the Board meeting held November 3, 2015.

This is to certify that the above Cash  
Balance is in agreement with my bank  
statement, as reconciled.

  
TREASURER OF SCHOOL DISTRICT

CLERK OF BOARD OF EDUCATION



# GREATER SOUTHERN TIER BOCES

## Outstanding Check Listing

Bank Account: PayrollIMT - M&T - Payroll

Check Number	Check Date	Remit To	Warrant	Fund	Recorded	Statement Date	Check Amount	Check Number
079688	08/06/2015	HILLMAN SARAH L.	No				\$478.71	079688
080645	09/17/2015	HONNESS MATTHEW G.	No				\$702.97	080645
080553	09/17/2015	HUBBARD CAMERON L.	No				\$96.97	080553
079543	08/06/2015	KIESL DAWN Y.	No				\$94.99	079543
076320	12/04/2014	KNOWLES WILLIAM J.	No				\$14.57	076320
080320	09/03/2015	LAWAS CHRISTINE A.	No				\$398.90	080320
080329	09/03/2015	LIGUORI WENONA M.	No				\$80.57	080329
080330	09/03/2015	LINK BENJAMIN R.	No				\$257.70	080330
080334	09/03/2015	LOVE RYAN F.	No				\$193.93	080334
080656	09/17/2015	MACHUGA KARIN M.	No				\$89.99	080656
080657	09/17/2015	MARKS MARTHA D.	No				\$115.44	080657
080658	09/17/2015	MARVIN DEBORAH R.	No				\$96.97	080658
078952	07/23/2015	MCCLURE BRENDA J.	No				\$2.63	078952
080659	09/17/2015	MCEVOY PATRICIA M.	No				\$99.65	080659
079209	07/23/2015	MOSES YVONNE C.	No				\$455.90	079209
080357	09/03/2015	MUCCI KIRSTEN A.	No				\$161.61	080357
080534	09/17/2015	NICOLAE KIMBERLY S.	No				\$7.88	080534
080666	09/17/2015	NICOLO MAUREEN V.	No				\$138.22	080666
080367	09/03/2015	NIEGELBERG RACHEL M.	No				\$85.51	080367
077101	02/26/2015	NOBLES CHRISTOPHER J.	No				\$7.38	077101
080542	09/17/2015	PALLADINO JOSEPH D.	No				\$16.43	080542
080668	09/17/2015	PERKINS STACY L.	No				\$94.99	080668
080528	09/17/2015	PRAGLE CHRISTOPHER M.	No				\$85.99	080528
078739	06/25/2015	PROULX RACHEL L.	No				\$62.54	078739
078951	07/23/2015	QUINLAN MELIZABETH S.	No				\$4.20	078951
080672	09/17/2015	REEDY YANNE M.	No				\$187.63	080672
080535	09/17/2015	REYNOLDS IERICA S.	No				\$6.30	080535
080676	09/17/2015	ROUNDS JANET L.	No				\$96.97	080676
077457	03/26/2015	RUSHMORE TABITHA J.	No				\$166.23	077457
077657	04/23/2015	RUSSELL SHAYNE T.	No			V	\$10.10	077657
075405	09/11/2014	SCANLON MELIZABETH	No				\$94.80	075405
080682	09/17/2015	SEMMEL JASON R.	No				\$108.41	080682
080530	09/17/2015	SHERER IERIKA S.	No				\$3.15	080530
078954	07/23/2015	SLAVIN JAIME L.	No				\$1.05	078954
080431	09/03/2015	SMITH BRADLEY W.	No				\$218.91	080431
080685	09/17/2015	SNYDER BARBARA A.	No				\$165.78	080685
079707	08/20/2015	SPARKS REBECCA M.	No				\$3.15	079707
080444	09/03/2015	STOOKS MILISSA J.	No				\$109.39	080444
077662	04/23/2015	TIRRELL SAMANTHA R.	No			V	\$12.13	077662
077783	05/07/2015	TIRRELL SAMANTHA R.	No			V	\$12.13	077783
080464	09/03/2015	TURNER MOLLY S.	No				\$193.93	080464
080473	09/03/2015	WATERS LAURA A.	No			V	\$319.84	080473
080710	09/17/2015	WATSON CYNTHIA L.	No				\$1,423.99	080710

**GREATER SOUTHERN TIER BOCES**

Outstanding Check Listing

Bank Account: PayrollMT - M&T - Payroll

Check Number	Check Date	Remit To	Warrant Fund Recoded	Statement Date	Check Amount	Check Number
080475	09/03/2015	WATSONMARCY B.	No		\$242.41	080475
080696	09/17/2015	WICHTOWSKI TRACY L.	No		\$96.97	080696
080697	09/17/2015	WILLIAMS KAYLA M.	No		\$93.82	080697
080489	09/03/2015	WOLF KELLY K.	No		\$234.53	080489
080699	09/17/2015	WOLF KELLY K.	No		\$125.09	080699
080532	09/17/2015	WRIGHT LAURA D.	No		\$12.09	080532
<b>Subtotal for Bank Account: PayrollMT - M&amp;T - Payroll</b>					<b>\$21,009.18</b>	
Net					<b>\$21,009.18</b>	

Grand Total	\$21,009.18
Net	\$21,009.18


**Selection Criteria**

Bank Account: PayrollMT  
 Check date is thru 09/30/2015  
 Checks Cleared/Voided Thru: 09/30/2015  
 Sort by: Remit To  
 Printed by JENNIFER L. MORRIS

BUSH CAMPUS  
STUDENT ACTIVITIES - 1st Quarter Report  
FOR THE PERIOD: 7/1/2015 TO 9/30/2015

<i>Club Name</i>	<i>Balance Fwd</i>	<i>Received</i>	<i>Disbursed</i>	<i>Transfers</i>	<i>Ending Bal.</i>
A-02-Auto Tech 2	\$ 2,339.26	\$ 35.14	\$ -	\$ -	\$ 2,374.40
A-03-Small Engine	\$ 71.96	\$ -	\$ -	\$ -	\$ 71.96
A-07-Digital Media Arts	\$ -	\$ -	\$ -	\$ -	\$ -
A-09-Junior Carpentry	\$ 1,432.14	\$ 0.08	\$ -	\$ -	\$ 1,432.22
A-10-Nat'l Tec Honor Society	\$ 37.31	\$ -	\$ -	\$ -	\$ 37.31
A-11-CHEF (Culinary Arts)	\$ 1,955.85	\$ 0.11	\$ -	\$ -	\$ 1,955.96
A-17-Early Childhood	\$ 102.69	\$ -	\$ -	\$ -	\$ 102.69
A-22-Security & Protective Services	\$ 494.34	\$ 0.03	\$ -	\$ -	\$ 494.37
A-24 Fashion Design	\$ 47.23	\$ -	\$ -	\$ -	\$ 47.23
A-26-FFA Charter	\$ 12,589.61	\$ 6,099.45	\$ (10,067.22)	\$ -	\$ 8,621.84
A-28-GST Aggies	\$ 1,667.82	\$ 1,642.11	\$ (403.73)	\$ -	\$ 2,906.20
A-30-Skills USA	\$ 5,688.23	\$ 0.31	\$ (207.84)	\$ -	\$ 5,480.70
A-31-HOSA	\$ 2,010.90	\$ 10,602.26	\$ (1,104.99)	\$ -	\$ 11,508.17
A-33-Cosmetology	\$ 310.64	\$ 0.02	\$ -	\$ -	\$ 310.66
A-35-Welders	\$ 3,271.15	\$ 321.40	\$ -	\$ -	\$ 3,592.55
A-38-New Visions Academy	\$ 1,243.90	\$ 0.06	\$ -	\$ -	\$ 1,243.96
A-53-Gen'l Youth Organization	\$ 2,537.52	\$ 0.14	\$ -	\$ -	\$ 2,537.66
A-60 Eagles Floor Hockey	\$ 399.94	\$ 0.03	\$ -	\$ -	\$ 399.97
A-62-Broad Hzns (Garden Café)	\$ 1,388.07	\$ 4,712.12	\$ (1,984.69)	\$ -	\$ 4,115.50
A-63-Broad Hzns Rose Fund	\$ 1,863.27	\$ 0.11	\$ -	\$ -	\$ 1,863.38
A-64-Broad Hzn Student Acct	\$ 1,423.98	\$ 1,000.10	\$ -	\$ -	\$ 2,424.08
A-65-Worker's Club	\$ 380.10	\$ 0.03	\$ -	\$ -	\$ 380.13
A-66- Elsmere Activity Fund	\$ 6,307.46	\$ 0.34	\$ (1.05)	\$ -	\$ 6,306.75
A-74-Elsmere Farms Deli	\$ 1,976.12	\$ 196.76	\$ (907.89)	\$ -	\$ 1,264.99
A-77-Twist,Shout & Learn (EFA)	\$ 1,805.05	\$ 0.11	\$ -	\$ -	\$ 1,805.16
A-78-Edison's Activity Fund	\$ 578.77	\$ 98.35	\$ (449.31)	\$ -	\$ 227.81
<b>Totals</b>	<b>\$ 51,923.31</b>	<b>\$ 24,709.06</b>	<b>\$ (15,126.72)</b>	<b>\$ -</b>	<b>\$ 61,505.65</b>

<i>Balance carried forward</i>	\$ 51,923.31
<i>Cash received during quarter</i>	\$ 24,709.06
<i>Cash disbursed during quarter</i>	\$ (15,126.72)
<i>Cash transfer during quarter</i>	\$ -
<i>Cash balance year to date</i>	\$ 61,505.65

Prepared by  1st Quarter

COOPERS EDUCATION CENTER  
STUDENT ACTIVITIES  
FOR THE PERIOD: 7/1/2015 to 9/30/2015

<u>Club Name</u>	<u>Balance Fwd</u>	<u>Received</u>	<u>Disbursed</u>	<u>Transfers</u>	<u>Ending Bal.</u>
Coopers Builders	1635.97	0.05			1,636.02
Alt Ed	2,959.16	0.09	-108.75		2,850.50
Coopers Paint Masters	3,721.76	760.12	-100.00		4,381.88
Auto Tech	3,518.94	3210.11	-466.98	-2075.95	4,186.12
Computers Are Us	3,002.29	0.10			3,002.39
Cosmetology	3,573.44	7171.56			10,745.00
Criminal Justice	5,800.10	2950.18	-318.35		8,431.93
Heavy Equipment Club	14,102.06	0.45			14,102.51
Epicurean Club	2,156.76	287.59		-5.60	2,438.75
Digital Media Arts	3,790.18	411.93			4,202.11
Machine Trades	1,890.46	0.06			1,890.52
HOSA Nurse Assisting	1,964.82	0.06			1,964.88
Coopers Skills USA	27,806.54	46.90	-90.00		27,763.44
New Vision Medical	676.63	20.02			696.65
BOCES C. H.S.	634.29	63.98			698.27
Yearbook	2,429.43	0.08			2,429.51
NYS Sales Tax	1,714.22	649.02	-1160.88		1,202.36
					0.00
<b>Totals</b>	<b>81,377.05</b>	<b>15,572.30</b>	<b>-2,244.96</b>	<b>-2,081.55</b>	<b>92,622.84</b>

<i>Balance carried forward</i>	81,377.05
<i>Cash received during quarter</i>	15,572.30
<i>Cash disbursed during quarter</i>	-2,244.96
<i>Cash transfer during quarter</i>	-2,081.55

Cash balance year to date	92,622.84
---------------------------	-----------

Prepared by



## **Tammy Little**

---

**From:** Susan Hamilton  
**Sent:** Tuesday, October 27, 2015 9:48 AM  
**To:** Tammy Little  
**Subject:** Summary  
**Attachments:** 1st Qtr. Act. Acct Summary.pdf

The total doesn't include interest earned of \$2.57, posted to club accounts in October.

## **Sue Hamilton**

Account Clerk  
GST BOCES  
Coopers Campus  
9579 Vocational Drive  
Painted Post, NY 14870  
Ph: 962-3175 x 2235


WILDWOOD CAREER EDUCATION CENTER  
 STUDENT ACTIVITIES - 1 ST QUARTER REPORT  
 FOR THE PERIOD: 7/1/2015 - 9/30/2015

<i>Club Account Name</i>	<i>Balance Carried Forward</i>	<i>Cash Received During Period</i>	<i>Cash Disbursed During Period</i>	<i>Cash Balance Year to Date</i>
Alternative Education	\$633.18	\$144.03	\$108.75	\$668.46
Auto Body	\$1,313.25	\$81.27	\$822.39	\$572.13
Auto Technology	\$1,429.72	\$0.03	\$0.00	\$1,429.75
Computer Graphics/Yearbook DM/	\$1,274.42	\$0.03	\$0.00	\$1,274.45
Computer Information Technology	\$1,101.17	\$226.95	\$0.00	\$1,328.12
Cosmetology	\$247.44	\$0.00	\$0.00	\$247.44
Criminal Justice	\$614.56	\$0.03	\$0.00	\$614.59
Culinary Arts	\$1,811.39	\$0.06	\$0.00	\$1,811.45
GST BOCES Jobs Cooperative	\$461.56	\$0.00	\$0.00	\$461.56
Heavy Equipment	\$4,957.36	\$120.12	\$0.00	\$5,077.48
HOSA	\$563.89	\$20.00	\$10.00	\$573.89
Introduction to Career Majors ICM	\$343.58		\$0.00	\$343.58
New Visions	\$840.92	\$0.03	\$0.00	\$840.95
Skills USA	\$7,458.69	\$388.20	\$44.00	\$7,802.89
Wildwood Builders	\$4,627.74	\$0.12	\$0.00	\$4,627.86
Welding	\$1,797.76	\$0.06	\$0.00	\$1,797.82
<b>Total</b>	<b>\$29,476.63</b>	<b>\$980.93</b>	<b>\$985.14</b>	<b>\$29,472.42</b>

Balance Carried Forward	\$29,476.63
Cash Received During Quarter	\$980.93
Cash Disbursed During Quarter	-\$985.14
<u>Equals Cash Balance Year to Date</u>	<u>\$29,472.42</u>

Date 10/14/15

Prepared by:



**INTERNAL CLAIMS AUDITOR REPORT**  
**September 2015**  
**# of Checks Processed--533**

**4-C**

Discovered Condition	Check#	Internal Claims Auditor Requested Corrective Action	Corrective Action Taken
Appropriate approval signature for authorizing payment lacking.	71717	Need Signatures on Receipts	Paperwork Signed by Appropriate Person
Appropriate expense codes not used ie 200 Equipment, 300 Supplies.	26259 71777 71783 71993 72010 72029 72042 72049	Incorrect code used for payment Incorrect code used for payment Incorrect code used for payment Incorrect code used for payment Incorrect code used for payment Incorrect code used for payment Incorrect code used for payment Incorrect code used for payment	Check recoded Check recoded Check recoded Check recoded Check recoded Check recoded Check recoded Check recoded
Invoice # on warrant/check doesn't match invoice.	71680 71858 71888 71935 72089 72093 72102	Incorrect Invoice Number Incorrect Invoice Number Incorrect Invoice Number Incorrect Invoice Number Incorrect Invoice Number Incorrect Invoice Number Incorrect Invoice Number	Corrected on check Corrected on check Corrected on check Corrected on check Corrected on check Corrected on check Corrected on check
Itemized claims/invoice amounts do not total to check amount.	71751 71893 71914 71918 72027 72069	Incorrect amount Incorrect amount Incorrect amount Incorrect amount Incorrect amount Incorrect amount	Void & Reissue Void & Reissue Void & Reissue Void & Reissue Void & Reissue Void & Reissue
Payment request is lacking sufficient documentation proving receipt of items/services.			
Remit name/address is incorrect.	26274 72044	Incorrect address Incorrect address	Void and Reissue Modified vendor address*
OTHER: Specify	26269 71714 71900	Tax paid Incorrect PO used Overtipped	Collect from staff Check recoded Collect from staff

Internal Claims Auditor Signature:

*Debra Meyer-Haight*  
10/26/15

\*Envelope made out with correct address

Date:

**INTERNAL CLAIMS AUDITOR REPORT ON  
ITEMS REPORTED TO MANAGEMENT AND RESOLVED**

**September 2015**

QUESTION	RESOLUTION
None	None

Debra Moyer-Haight  
Internal Claims Auditor

10/26/15  
Date

## 5. FINANCE

Upon the recommendation of the Superintendent, and on the motion of \_\_\_\_\_, seconded by \_\_\_\_\_, it is resolved that the following finance actions are hereby taken:

### A. General Fund Establishments and Adjustments.

#### 1. Budget Establishments for 2015-2016:

Item #	CoSer #	Title	In the Amount of
027-16	220.494	Staffing 1:12:3 w/Monroe #1 BOCES	\$102,788
028-16	252.495	Staffing 1:6:1 w/Wayne Finger Lakes BOCES	\$ 91,098
029-16	342.494	Itinerant-Physical Therapy w/Monroe #1 BOCES	\$ 9,292
030-16	416.494	Academic Programs, Special Facilities w/Monroe #1	\$ 37
031-16	419.693	Academic Programs, Special Facilities w/TST BOCES	\$ 180
032-16	540.698	Staff Development w/Putnam BOCES	\$ 3,600
033-16	621.494	Transportation/Handicap w/Monroe #1 BOCES	\$ 2,918
034-16	639.596	GASB 45-Planning & Evaluation w/Albany BOCES	\$ 7,102

#### These establishments will be supported as follows:

027-16	220.494	Canisteeo-Greenwood: \$102,788
028-16	252.495	Prattsburgh: \$91,098
029-16	342.494	Avoca: \$9,292
030-16	416.494	Canisteeo-Greenwood: \$37
031-16	419.693	Coming: \$180
032-16	540.698	Hammondsport: \$3,600
033-16	621.494	Canisteeo-Greenwood: \$2,918
034-16	639.596	Avoca: \$7,102

#### 2. Budget Increases for 2015-2016:

Item #	CoSer #	Title	Increase	From	To
035-16	101.000	Career & Technical Education	\$ 251,695	\$15,653,246	\$15,904,941
036-16	403.003	Alternative Education-Secondary	\$ 29,994	\$ 1,719,656	\$ 1,749,650
037-16	415.000	Regional Summer School	\$ 138,055	\$ 764,277	\$ 902,332
038-16	430.000	Distance Learning	\$ 25,138	\$ 610,011	\$ 635,149
039-16	511.000	Printing	\$ 59,964	\$ 989,142	\$ 1,049,106
040-16	526.691	Interscholastic Sports Coordination w/DCMO	\$ 69	\$ 28,693	\$ 28,762
041-16	550.591	Computer Service, Instructional w/Erie 1 BOCES	\$ 126,670	\$ 1,026,047	\$ 1,152,717
042-16	605.000	Computer Service: Management	\$ 77,659	\$12,724,757	\$12,802,416
043-16	615.592	Planning Service, Management w/Questar III	\$ 4,430	\$ 65,310	\$ 69,740
044-16	629.591	Computer Service, Management w/Erie 1 BOCES	\$ 95,947	\$ 3,106,036	\$ 3,201,983
045-16	648.698	Recruiting Service w/Putnam BOCES	\$ 6,828	\$ 3,486	\$ 10,314
046-16	659.591	Planning Services, Management w/Erie 1 BOCES	\$ 2,700	\$ 34,209	\$ 36,909

#### These increases will be supported as follows:

035-16	101.000	Cattaraugus-Allegany BOCES (Andover: \$31,017), Tompkins-Seneca BOCES (Ithaca: \$10,339 and Trumansburg: \$10,339) and Misc. Revenue: (State of New York-Special Legislative grant: \$200,000)
036-16	403.003	Cattaraugus-Allegany BOCES (Andover: \$29,994)
037-16	415.000	Addison: \$1,535; Alfred-Almond: \$5,275; Arkport: \$2,925; Avoca: \$5,835; Bath: (\$3,085), Bradford: \$2,720, Campbell-Savona: (\$3,100), Canaseraga: (\$275), Canisteeo-Greenwood: \$2,415, Coming: \$25,335, Elmira: \$15,135, Elmira Heights: \$3,375, Hammondsport: (\$3,750), Hornell: \$5,695, Horseheads: \$23,370, Jasper-Troupsburg: (\$415), Odessa-Montour: (\$250), Prattsburgh: \$12,270, Spencer-Van Etten: \$400, Watkins Glen: \$11,845, Waverly: \$7,185, Cattaraugus-Allegany BOCES (Andover: \$8,945), Tompkins-Seneca BOCES (Trumansburg: \$15) and Wayne Finger Lakes BOCES (Naples: \$14,655)
038-16	430.000	Spencer Van Etten: \$25,138
039-16	511.000	Addison: \$1,644, Alfred-Almond: \$22, Arkport: \$486, Avoca: \$146, Bath: \$1,421, Bradford: \$186, Campbell-Savona: \$1,000, Canaseraga: \$133, Canisteeo-Greenwood: \$494, Coming: \$19,984,

		Elmira: \$15,077, Elmira Heights: \$119, Hammondsport: \$204, Hornell: \$223, Horseheads: \$5,070, Jasper-Troupsburg: \$87, Odessa-Montour: \$1,277, Prattsburgh: \$139, Spencer-Van Etten: \$148, Watkins Glen: \$32, Waverly: \$10,745, and Misc. Revenue: \$1,327
040-16	526.691	Coming: (\$15), Elmira: (\$119), Elmira Heights: \$48, Horseheads: (\$21), Odessa-Montour: (\$84), Spencer Van Etten: \$43, Watkins Glen: \$221 and Waverly: (\$4)
041-16	550.591	Alfred-Almond: \$1,033, Arkport: (\$183), Avoca: \$2,737, Canisteo-Greenwood: \$2,209, Hammondsport: \$1,798 and Jasper-Troupsburg: \$119,076
042-16	605.000	Avoca: \$295, Horseheads: \$38,906, Questar III BOCES (Wynantskill: \$1,750) and Miscellaneous Revenue: \$36,708
043-16	615.592	Addison: \$60, Alfred-Almond: \$60, Arkport: \$60, Avoca: \$60, Bath: \$60, Bradford: \$60, Campbell-Savona: \$60, Canaseraga: \$60, Canisteo-Greenwood: \$60, Coming: \$60, Elmira: \$60, Elmira Heights: \$60, Hammondsport: \$60, Hornell: \$60, Horseheads: \$60, Jasper-Troupsburg: \$60, Odessa Montour: \$60, Prattsburgh: \$60, Spencer Van Etten: \$60, Watkins Glen: \$60, Waverly: \$60, and GST BOCES: \$3,170
044-16	629.591	Addison: (\$1,821), Alfred-Almond: \$3,641, Arkport: (\$26), Avoca: \$1,798, Bath: \$3,304, Bradford: (\$1,030), Campbell-Savona: \$1,790, Canaseraga: \$460, Canisteo-Greenwood: \$22,952, Coming: \$455, Hammondsport: \$624, Hornell: \$5,231 and Jasper-Troupsburg: \$58,569
045-16	648.698	Coming: \$7,000 and Waverly (\$172)
046-16	659.591	Prattsburgh: \$2,700

### 3. Budget Decreases for 2015-2016:

Item #	CoSer #	Title	Decrease	From	To
047-16	250.499	Staffing 1:6:1 w/CAEW BOCES	\$ 153,925	\$ 257,423	\$ 103,498
048-16	334.499	Itinerant-Visually Impaired w/CAEW BOCES	\$ 7,216	\$ 7,216	\$ 0
049-16	641.496	Recruiting Service w/Monroe 2 BOCES	\$ 829	\$ 6,089	\$ 5,260
050-16	665.691	Cooperative Bidding/Supplies w/DCMO	\$ 60	\$ 60,441	\$ 60,381

#### These decreases will be supported as follows:

047-16	250.499	Canisteo-Greenwood: (\$153,925)
048-16	334.499	Hornell: (\$7,216)
049-16	641.496	Hornell: (\$829)
050-16	665.691	Campbell-Savona: (\$150), Elmira Heights: \$136, Spencer Van Etten: (\$212), Watkins Glen: \$2 and Waverly: \$164

### 4. Transfers within programs for 2015-2016:

#### a. Transfers in excess of \$10,000.

<u>COSER NO.</u>	<u>PROGRAM</u>	<u>BUDGET CODE</u>	<u>TRANSFER IN</u>	<u>TRANSFER OUT</u>
002	Capital Budget-Rented Facilities	A002-1900-470-3-00 Fac. Rental		\$741,196
		A002-1900-470-1-00 Fac. Rental	\$217,700	
		A002-1900-470-0-09 Fac. Rental	\$132,456	
		A002-1900-470-0-00 Fac. Rental	\$ 29,340	
		A002-1900-470-0-01 Fac. Rental	\$ 58,050	
		A002-1900-470-0-02 Fac. Rental	\$ 43,000	
		A002-1900-470-0-03 Fac. Rental	\$ 25,800	
		A002-1900-470-0-04 Fac. Rental	\$ 47,300	
		A002-1900-470-0-05 Fac. Rental	\$131,150	
		A002-1900-470-0-07 Fac. Rental	\$ 51,600	
		A002-1900-470-2-00 Fac. Rental	\$ 4,800	
		<b>TOTAL</b>		<b>\$741,196</b>
605	Computer Service: Management	A605-7710-200-8-14 Equipment		\$ 48,985
		A605-7710-200-8-07 Equipment		\$ 14,630
		A605-7710-204-8-14 Small Equip.	\$48,985	
		A605-7710-204-8-07 Small Equip.	\$14,630	
		<b>TOTAL</b>	<b>\$ 63,615</b>	<b>\$ 63,615</b>

## B. Federal Fund Establishments and Adjustments.

### 1. Grant Acceptance and Budget Establishment for 2015-2016:

- a. Teacher Center Grant be accepted and the budget established in the amount of \$167,417 for the period July 1, 2015 through June 30, 2016 as attached. Approval was received on October 8, 2015.
- b. School Library System Aid for Automation Grant be accepted and the budget established in the amount of \$14,322 for the period July 1, 2015 through June 30, 2016 as attached. Approval was received on October 8, 2015.
- c. Perkins IV/CTEIA (VATEA) Grant be accepted and the budget established in the amount of \$270,385 for the period July 1, 2015 through June 30, 2016 as attached. Approval was received on October 8, 2015.

**2. Grant Increases for 2015-16:**

- a. School Library System Grant be increased by \$11,512 from \$193,670 to \$205,182. This is for the rollover amount from 2014-2015.
- b. School Library System Aid for Automation Grant be increased by \$9,130 from \$14,322 to \$23,452. This is for the rollover amount from 2014-2015.

**3. Budget Establishments for 2015-16:**

- a. Regional Special Education Technical Assistance Support Centers (RSE-TASC Part I) budget established in the amount of \$1,249,942 for the period July 1, 2015 through June 30, 2016. This is the second year of five year contract.
- b. Regional Special Education Technical Assistance Support Centers (RSE-TASC Part II) budget established in the amount of \$466,929 for the period July 1, 2015 through June 30, 2016. This is the second year of five year contract.
- c. Statewide School Finance Consortium budget be established in the amount of \$11,500 for the period July 1, 2015 through June 30, 2016. Revenue for this program comes from component school districts.
- d. Extended School Year with Wayne-Finger Lakes BOCES budget be established in the amount of \$10,952 for the period July 1, 2015 through June 30, 2016. Revenue for this budget comes from Prattsburgh Central School District.
- e. Southern Tier Scholars budget be established in the amount of \$15,424.05 for the period July 1, 2015 through June 30, 2016. Revenue for this program comes from rollover funds from 2014-2015.

- f. Southern Tier SciFair and Cyber Civ budget be established in the amount of \$35,085.75 for the period July 1, 2015 through June 30, 2016. Revenue for this program comes from rollover funds from 2014-2015.

**4. Budget Increase for 2015-16:**

- a. Summer Learning Experience budget be increased by \$5,247.38 from \$179,000.00 to \$184,247.38. This is for the rollover amount from 2014-2015.

**C. Purchasing.**

1. Approval of Resolution, as attached, to participate in cooperative electricity bid (WFL 2016-12) with Wayne-Finger Lakes BOCES for the Coopers and Wildwood Campuses.
2. Approval of Resolution, as attached, to participate with other BOCES in an agreement negotiated by Erie 1 BOCES with New Global Citizens, iDesign, Dreambox, A+ Educators, C8 Sciences, Brain Hurricane, eSpark, Ten Marks, Answer Pad, Teq and Blue Ribbon for software/learning packages and licensing.
3. Approval of Resolution, as attached, to participate with other BOCES in an agreement negotiated by Erie 1 BOCES with Lightsail, Redbird Math, Newsela, Pearson Education, AKJ Books, Thinkmap Inc, and Vocabulary.com for software/learning packages and licensing.
4. Rescind award of bid for Six Wheel Single Axle Truck for GST BOCES Coopers Campus based on lowest bid meeting specifications.

Bid was opened September 15, 2015 at 2:30 pm and the following bid was received:

- a. Utica General Truck, 472 Summit Pt. Drive, Henrietta, NY 14467, \$79,492 delivered.

5. Award of bid for Six Wheel Single Axle Truck for GST BOCES Coopers Campus based on lowest bid meeting specifications.

Bid was opened September 15, 2015 at 2:30 pm and the following bid was received:

- a. Utica General Truck, 472 Summit Pt. Drive, Henrietta, NY 14467, \$82,022 delivered including options

6. Approval to add Campbell, Corning, Elmira Heights, Hornell, Jasper and Prattsburgh to previously approved multiyear Cisco Maintenance Agreement that includes GST BOCES, Elmira, Waverly, Spencer-Van Etten, Horseheads and Odessa. Award is based on NYS Contract # PT64525 for five (5) years at 0% interest.

**D. School Refunds.**

1. School Refunds for Schuyler-Steuben-Chemung-Tioga-Allegany BOCES for 2015-2016 in the amount of \$6,547,623.57 based on 2014-15 final expenditures as attached.



Schuyler-Steuben-Chemung-Tioga-Allegany BOCES

REQUEST OF THE BOARD OF EDUCATION FOR ACCEPTANCE OF GRANT AWARD

Staff Contact Person: Jenny Dean

Title of Grant: Teacher Center Grant

Funding Source: New York State Department of Education

Amount: \$167,417.00

Time Period Covered by Grant: 07/01/2015 to 06/30/2016

Collaborating Partner Agencies/Entities: Southern Tier Teacher Center Network

Lead Agency: New York State Department of Education

Target Population: Teachers in the Schuyler-Chemung-Tioga/Corning (SCT/C) and GST BOCES including non-publics and professors at colleges that are involved with the education of pre-service teachers.

Purpose(s) of Grant: Professional Development that is aligned with NYS Common Core initiatives for teachers to attend.

Staffing Needs (if any): 1.0 FTE (12 month) Teacher Center Director, Hourly Assistant Teacher Center Coordinator & Hourly Program Specialist

Anticipated Activities/Staff Main Duties/Responsibilities:

The teacher centers will coordinate their professional development activities around the deliverables for NYS Common Core. The professional development will be around the Common Core Learning Standards for Literacy and Math pre-kindergarten through twelfth grade teachers (public and non-public) as well as pre-service teachers. The activities will focus on the Shifts in instruction as well as the fluencies. Professional development for data teams will also be provided for pre-kindergarten through twelfth grade teachers (public and non-public) as well as pre-service teachers.



Schuyler-Steuben-Chemung-Tioga-Allegany BOCES

REQUEST OF THE BOARD OF EDUCATION FOR ACCEPTANCE OF GRANT AWARD

Staff Contact Person: Stephanie Wilson

Title of Grant: School Library Systems Aid for Automation

Funding Source: New York State Education Department School Library Systems

Amount: \$14,322.00

Time Period Covered by Grant: 7/1/2015 to 6/30/2016

Collaborating Partner Agencies/Entities: NYS Library-Division of Library  
Development

Lead Agency: Greater Southern Tier BOCES Instructional Support Services


Target Population: Component Districts K-12

Purpose(s) of Grant: To support the component districts School Library  
Media Centers.

Staffing Needs (if any): School Library System Director and support staff.

Anticipated Activities/Staff Main Duties/Responsibilities:

Support of component districts school library media centers automation and  
automation training.



Schuyler-Steuben-Chemung-Tioga-Allegany BOCES

REQUEST OF THE BOARD OF EDUCATION FOR ACCEPTANCE OF GRANT AWARD

Staff Contact Person: Christopher Weinman

Title of Grant: Perkins Career and Technical Education Act Grant (Perkins IV)

Funding Source: Perkins Secondary Basic Grant - formula funding

Amount: \$270,385

Time Period Covered by Grant: 7/1/15 to 6/30/16

Collaborating Partner Agencies/Entities: All GST BOCES districts, Career Development Council, BOCES STEM program

Lead Agency: GST BOCES

Target Population: GST Career & Technical education students

Purpose(s) of Grant:

(1) The continuation of the "GST BOCES Business/Industry - College Learning Network" (2) The purchase of equipment and supplies to initiate, improve, expand and modernize CTE programs. (3) The creation of "Extended Learning Time" opportunities for CTE students. (4) CTE Teacher Professional Development opportunities and (5) CTE Teacher Curriculum Development opportunities

Staffing Needs (if any):

Anticipated Activities/Staff Main Duties/Responsibilities:

Staff development opportunities for CTE staff; purchase of CTE equipment; increase student exposure to all aspects of an industry/post secondary institutions; extended school day robotics and extended school year "Summer of Innovation"

Mtm\_\_ 7/26/06

**GENERAL RESOLUTION  
FOR THE PURPOSE OF  
PARTICIPATING IN A COOPERATIVE BID COORDINATED BY  
THE BOARD OF COOPERATIVE EDUCATIONAL SERVICES OF  
ONTARIO, SENECA, WAYNE AND YATES COUNTIES  
FOR**

**Cooperative Electricity Bid WFL 2016-12**

WHEREAS, The Board of Education, \_\_\_\_\_ School District of New York State desires to participate in a Cooperative Bidding Program conducted by The Board of Cooperative Educational Services of Ontario, Seneca, Wayne and Yates Counties from year to year or, until this Resolution is rescinded, for the purchase of supply of electricity. And...

WHEREAS, The Board of Education, \_\_\_\_\_ School District of New York State is desirous of participating with The Board of Cooperative Educational Services of Ontario, Seneca, Wayne and Yates Counties in the joint bid of the commodities and/or services mentioned below as authorized by General Municipal Law, Section 119-o... And...

WHEREAS, The Board of Education, \_\_\_\_\_ School District of New York State has appointed The Board of Cooperative Educational Services of Ontario, Seneca, Wayne and Yates Counties as representative to assume the responsibility for drafting of specifications, advertising for bids, accepting and opening bids, tabulating bids, reporting the results to the Board of Education, \_\_\_\_\_ School District of New York State and making recommendations thereon...

THEREFORE...

BE IT RESOLVED, That The Board of Education, \_\_\_\_\_ School District of New York State and The Board of Cooperative Educational Services of Ontario, Seneca, Wayne and Yates Counties hereby accepts the appointment of The Board of Cooperative Educational Services of Ontario, Seneca, Wayne and Yates Counties to represent it in all matters related above... And...

BE IT FURTHER RESOLVED, That The Board of Education \_\_\_\_\_ School District of New York State authorizes the above-mentioned Board of Cooperative Educational Services of Ontario, Seneca, Wayne and Yates Counties to represent it in all matters regarding the entering into contract for the purchase of the below-mentioned commodities and/or services... And...

BE IT FURTHER RESOLVED, That The Board of Education \_\_\_\_\_ School District of New York State agrees to assume its equitable share of the costs incurred as a result of the cooperative bidding... And...

NOW, THEREFORE, BE IT RESOLVED, That The \_\_\_\_\_ on behalf of the Board of Education, \_\_\_\_\_ School District of New York State hereby is authorized to participate in cooperative bidding conducted by The Board of Cooperative Educational Services of Ontario, Seneca, Wayne and Yates Counties for supply of electricity and if requested to furnish The Board of Cooperative Educational Services of Ontario, Seneca, Wayne and Yates Counties an estimated minimum number of units that will be purchased by The Board of Cooperative Educational Services of Ontario, Seneca, Wayne and Yates Counties. The Board of Cooperative Educational Services of Ontario, Seneca, Wayne and Yates Counties is hereby authorized to award cooperative bids to the bidder deemed to be the lowest responsive and responsible meeting the bid specifications and otherwise complying with Article 5-A of the General Municipal Law of the State of New York relating to public bids and contracts.

\_\_\_\_\_  
Date

\_\_\_\_\_  
Supt. of Schools/ Designated Rep.

\_\_\_\_\_  
School District

RESOLUTION OF BOARD OF EDUCATION

WHEREAS, It is the plan of a number of BOCES districts in New York, to consent to jointly enter into an agreement for New Global Citizens, iDesign, Dreambox, A+ Educators, C8 Sciences, Brain Hurricane, eSpark, Ten Marks, Answer Pad, Teq and Blue Ribbon and,

WHEREAS, The \_\_\_\_\_ is desirous of participating with other BOCES Districts in New York State in joint agreements for the software/learning packages and licensing mentioned above as authorized by General Municipal Law, Section 119-0, and,

BE IT RESOLVED, That the \_\_\_\_\_ Board of Education authorizes Erie 1 BOCES to represent it in all matters leading up to and entering into a contract for the purchase of and licensing of the above mentioned software/learning packages, and,

BE IT FURTHER RESOLVED, That the \_\_\_\_\_ Board of Education agrees to assume its equitable share of the costs associated with Erie 1 BOCES negotiating the Agreements, and,

BE IT FURTHER RESOLVED, That the \_\_\_\_\_ Board of Education agrees (1) to abide by majority decisions of the participating BOCES on quality standards; (2) Erie 1 BOCES will negotiate contracts according to the majority recommendations; (3) that after contract agreement, it will conduct all purchasing arrangements directly with the vendor.

CERTIFICATION

It is hereby certified that the above motion was approved by the \_\_\_\_\_ Board of Education at its meeting, duly noticed, held on \_\_\_\_\_.

Dated \_\_\_\_\_, 2015

\_\_\_\_\_ Board Clerk

RESOLUTION OF BOARD OF EDUCATION

WHEREAS, It is the plan of a number of BOCES districts in New York, to consent to jointly enter into an agreement for Lightsail, Redbird Math, Newsela, Pearson Education, AKJ Books, Thinkmap Inc, Vocabulary.com, and,

WHEREAS, The \_\_\_\_\_ is desirous of participating with other BOCES Districts in New York State in joint agreements for the software/learning packages and licensing mentioned above as authorized by General Municipal Law, Section 119-0, and,

BE IT RESOLVED, That the \_\_\_\_\_ Board of Education authorizes Erie 1 BOCES to represent it in all matters leading up to and entering into a contract for the purchase of and licensing of the above mentioned software/learning packages, and,

BE IT FURTHER RESOLVED, That the \_\_\_\_\_ Board of Education agrees to assume its equitable share of the costs associated with Erie 1 BOCES negotiating the Agreements, and,

BE IT FURTHER RESOLVED, That the \_\_\_\_\_ Board of Education agrees (1) to abide by majority decisions of the participating BOCES on quality standards; (2) Erie 1 BOCES will negotiate contracts according to the majority recommendations; (3) that after contract agreement, it will conduct all purchasing arrangements directly with the vendor.

CERTIFICATION

It is hereby certified that the above motion was approved by the \_\_\_\_\_ Board of Education at its meeting, duly noticed, held on \_\_\_\_\_.

Dated \_\_\_\_\_, 2015

\_\_\_\_\_  
Board Clerk

2015-16 SCHOOL REFUNDS	REFUNDS	ERATE REFUND ALREADY PAID TO DISTRICTS	NET REFUNDS
<b>GST COMPONENTS</b>			
ADDISON	\$ 359,228.63	\$ 3,478.90	\$ 355,749.73
ALFRED-ALMOND	\$ 139,720.50	\$ 22,859.85	\$ 116,860.65
ARKPORT	\$ 153,183.48	\$ 16,416.32	\$ 136,767.16
AVOCA	\$ 104,490.36	\$ -	\$ 104,490.36
BATH	\$ 287,490.52	\$ 19,314.22	\$ 268,176.30
BRADFORD	\$ 144,477.77	\$ -	\$ 144,477.77
CAMPBELL-SAVONA	\$ 306,220.93	\$ 26,918.58	\$ 279,302.35
CANASERAGA	\$ 130,322.24	\$ 17,104.87	\$ 113,217.37
CANISTEO-GREENWOOD	\$ 172,141.86	\$ 22,150.23	\$ 149,991.63
CORNING	\$ 677,898.25	\$ 54,372.78	\$ 623,525.47
ELMIRA	\$ 1,294,354.42	\$ -	\$ 1,294,354.42
ELMIRA HEIGHTS	\$ 335,207.38	\$ 486.86	\$ 334,720.52
HAMMONDSPORT	\$ 110,383.09	\$ 17,462.39	\$ 92,920.70
HORNELL	\$ 402,223.36	\$ 1,953.70	\$ 400,269.66
HORSEHEADS	\$ 791,702.97	\$ 23,234.08	\$ 768,468.89
JASPER-TROUPSBURG	\$ 117,986.90	\$ 43,420.23	\$ 74,566.67
ODESSA-MONTOUR	\$ 174,068.26	\$ -	\$ 174,068.26
PRATTSBURGH	\$ 86,450.37	\$ 26,305.68	\$ 60,144.69
SPENCER-VAN ETTEN	\$ 189,661.93	\$ -	\$ 189,661.93
WATKINS GLEN	\$ 181,169.60	\$ -	\$ 181,169.60
WAVERLY	\$ 276,696.54	\$ -	\$ 276,696.54
<b><i>SUBTOTAL GST COMPONENTS</i></b>	<b>\$ 6,435,079.36</b>	<b>\$ 295,478.69</b>	<b>\$ 6,139,600.67</b>

<b>OTHER BOCES</b>			
BROOME-TIOGA BOCES	\$ 31,355.38	\$ -	\$ 31,355.38
CATTARAUGUS-ALLEGANY BOCES	\$ 27,883.12	\$ -	\$ 27,883.12
CAYUGA-ONONDAGA BOCES	\$ 232.23	\$ -	\$ 232.23
DELAWARE-CHEN-MADISON-OTSEGO BOCES	\$ 25.12	\$ -	\$ 25.12
DUTCHESS BOCES	\$ 521.70	\$ -	\$ 521.70
FRANKLIN-ESSEX-HAMILTON BOCES	\$ 5,755.91	\$ -	\$ 5,755.91
GENESEE VALLEY BOCES	\$ 34,708.80	\$ -	\$ 34,708.80
HAMILTON-FULTON-MONTGOMERY BOCES	\$ 1,640.22	\$ -	\$ 1,640.22
MONROE 1 BOCES	\$ 52.85	\$ -	\$ 52.85
ONONDAGA-CORTLAND-MADISON BOCES	\$ 267.60	\$ -	\$ 267.60
ORLEANS-NIAGARA BOCES	\$ 2,692.23	\$ -	\$ 2,692.23
PUTNAM-NORTHERN WESTCHESTER BOCES	\$ 204.54	\$ -	\$ 204.54
ST. LAWRENCE-LEWIS BOCES	\$ 46.94	\$ -	\$ 46.94
TOMPKINS-SENECA-TIOGA BOCES	\$ 1,293.86	\$ -	\$ 1,293.86
WAYNE-FINGER LAKES BOCES	\$ 3,313.45	\$ -	\$ 3,313.45
<b><i>SUBTOTAL OTHER BOCES</i></b>	<b>\$ 109,993.95</b>	<b>\$ -</b>	<b>\$ 109,993.95</b>

<b>NON-COMPONENTS</b>			
ROCHESTER CITY SCHOOL DISTRICT	\$ 2,550.26	\$ -	\$ 2,550.26
<b><i>SUBTOTAL NON-COMPONENTS</i></b>	<b>\$ 2,550.26</b>	<b>\$ -</b>	<b>\$ 2,550.26</b>

<b>TOTAL REFUNDS 2015-16</b>	<b>\$ 6,547,623.57</b>	<b>\$ 295,478.69</b>	<b>\$ 6,252,144.88</b>
------------------------------	------------------------	----------------------	------------------------

**PERSONNEL**

Upon the recommendation of the Superintendent, and on the motion of \_\_, seconded by \_\_\_\_\_, it is resolved that the following personnel actions are hereby taken:

**A. Retirement****1. Paulette Almeter**

Position: **Senior Typist**  
 Effective: **January 3, 2016**  
 Date of Hire: **December 20, 1999**

**B. Resignations****1. Kylie Flint**

Position: **Teacher, Special Education**  
 Effective: **end of day October 23, 2015**  
 Date of Hire: **September 8, 2015**  
 Reason: **personal reasons**

**2. Patricia Carlisle**

Position: **GED Specialist**  
 Effective: **end of day November 20, 2015**  
 Date of Hire: **October 9, 2007**  
 Reason: **other employment**

**3. Marjorie Johnson**

Position: **Senior Account Clerk**  
 Effective: **October 18, 2015**  
 Date of Hire: **June 8, 2015**  
 Reason: **in order to accept Account Clerk Position at CBO**

**C. Change from Civil Service Provisional Appointment to Probationary Appointment**, due to successful passing of Civil Service Exam**1. Timothy Hayden**

Position: **Occupational Therapist, full-time (1.0 FTE), 10 month, school calendar position, Civil Service Competitive, Civil Service, Probationary appointment**  
 Effective: **October 7, 2015**  
 Probationary Period: **October 7, 2015 through November 15, 2016**  
 Civil Service List #: **Continuous Recruitment**  
 Salary: **\$54,693.00 per year (step 1 + Credit Hour Stipend + Certificate Stipend + Degree Stipend + IEP Stipend)**

**D. Civil Service Permanent Appointments, due to successful completion of Probationary Period, no change in salary**

**1. Frederick Ermanovics**

Position: **Network Technology Specialist**  
Permanent Date: November 19, 2015

**2. Sandra Woodhouse**

Position: **Account Clerk, part-time**  
Permanent Date: December 1, 2015

**E. Change from Temporary Appointment to Probationary Appointment, due to successful completion of certification requirements**

**1. Ryan Kuhn**

Position: **Teacher, Special Education, full-time (1.0 FTE), 10 month, school calendar position, Probationary appointment**  
Effective: October 2, 2015  
Location: Corning-Painted Post CSD  
Tenure Area: Education of Children with Handicapping Conditions- General Special Education  
Certification: Initial, Students with Disabilities (Grades 1-6), October 2, 2015 through January 31, 2021  
Probationary Period: October 2, 2015 through October 1, 2019  
Salary: \$44,072.00 per year, prorated (step 1 + Credit Hour Stipend + Special Education Stipend)

**2. Tina Blaser**

Position: **Teaching Assistant, full-time (1.0 FTE), 10 month, school calendar position, Probationary appointment**  
Effective: October 2, 2015  
Location: Elmira Heights CSD  
Tenure Area: Teaching Assistant  
Certification: Level 1, Teaching Assistant, October 2, 2015 through January 31, 2019  
Probationary Period: October 2, 2015 through October 1, 2019  
Salary: \$30,042.00 per year, prorated (step 1 + Credit Hour Stipend)

**3. Kathyne Wood**

Position: **Teacher, Special Education, full-time (1.0 FTE), 10 month, school calendar position, Probationary appointment**  
Effective: October 6, 2015

Location: Corning-Painted Post CSD  
Tenure Area: Education of Children with Handicapping Conditions-  
General Special Education  
Certification: Conditional Initial, Students with Disabilities (Grades  
1-6), October 6, 2015 through January 31, 2017  
Probationary Period: October 6, 2015 through October 5, 2019  
Salary: \$42,408.00 per year, prorated (step 1 + Special  
Education Stipend)

**4. Abigail Donegan**

Position: **Teaching Assistant**, full-time (1.0 FTE), 10 month,  
school calendar position, **Probationary** appointment  
Effective: October 6, 2015  
Location: Campbell Savona CSD  
Tenure Area: Teaching Assistant  
Certification: Level 1, Teaching Assistant, October 6, 2015 through  
January 31, 2019  
Probationary Period: October 6, 2015 through October 5, 2019  
Salary: \$32,928.00 per year, prorated (step 1 + Credit Hour  
Stipend)

**5. Ashley Hutten**

Position: **Teaching Assistant**, full-time (1.0 FTE), 10 month,  
school calendar position, **Probationary** appointment  
Effective: October 27, 2015  
Location: Horseheads CSD  
Tenure Area: Teaching Assistant  
Certification: Level 1, Teaching Assistant, October 27, 2015  
through January 31, 2019  
Probationary Period: October 27, 2015 through October 26, 2019  
Salary: \$30,094.00 per year, prorated (step 1 + Credit Hour  
Stipend)

**F. Appointments**

**1. Anna Gafsi**

Position: **Teacher Aide**, full-time (1.0 FTE), 10 month, school  
calendar position, Non-Competitive Civil Service,  
**Probationary** appointment  
Effective: October 19, 2015  
Location: T.A. Edison High School, Elmira Heights CSD  
Education: High School Equivalency Diploma  
Probationary Period: October 19, 2015 through December 26, 2016  
Experience: no related experience  
Salary: \$9.00 per hour

Reason for Appt: due to a retirement

**2. Shannon Pfuntner**

Position: **Teacher Aide, full-time (1.0 FTE), 10 month, school calendar position, Non-Competitive Civil Service, Probationary appointment**  
Effective: October 19, 2015  
Location: T.A. Edison High School, Elmira Heights CSD  
Education: High School Diploma, Elmira Heights CSD  
Probationary Period: October 19, 2015 through December 26, 2016  
Experience: no related experience  
Salary: \$9.00 per hour  
Reason for Appt: due to a resignation

**3. Martina Hartigan**

Position: **Computer Program Assistant, full-time (1.0 FTE), 12 month position, Competitive Civil Service, Provisional appointment, pending Civil Service exam**  
Effective: November 2, 2015  
Location: Bush Education Center  
Education: High School Diploma, Horseheads CSD  
Experience: No previous related experience  
Salary: \$15.89 per hour (grade 11, step 1)  
Reason for Appt: due to a resignation

**4. Martin Nichols**

Position: **Payroll Specialist, full-time (1.0 FTE), 12 month position, Competitive Civil Service, Civil Service List # 65701, Probationary appointment**  
Effective: October 28, 2015  
Location: Bush Education Center  
Education: High School Diploma, Addison CSD  
Probationary Period: October 28, 2015 through October 27, 2016  
Experience: 4 years' related experience  
Salary: \$33,000.00 per year, prorated  
Reason for Appt: due to a retirement

**5. Robert Santiago**

Position: **Operations Communications Specialist, full-time (1.0 FTE), 12 month position, Competitive Civil Service, Provisional appointment, pending Civil Service Exam**  
Effective: October 26, 2015  
Location: Bush Education Center

Education: Associate in Science, Information Technology,  
Corning Community College  
Experience: 9 years' related experience  
Salary: \$39,500.00 per year, prorated  
Reason for Appt: due to the increase in districts' requests for services

**6. Kyle Ackland**

Position: **Computer Services Coordinator**, full-time (1.0 FTE),  
12 month position, Competitive Civil Service, Civil  
Service Civil Service Promotional List #63044P,  
**Probationary** appointment  
Effective: November 2, 2015  
Location: Waverly CSD  
Education: Master of Science, Information Technology  
Management, Elmira College  
Probationary Period: November 2, 2015 through January 25, 2016  
Experience: 11 years' related experience  
Salary: \$59,000.00 per year, prorated  
Reason for Appt: due to a retirement

**7. Marjorie Johnson**

Position: **Account Clerk**, full-time (1.0 FTE), 12 month  
position, Competitive Civil Service, Civil Service List #  
DCAC0914, **Probationary** appointment  
Effective: October 19, 2015  
Location: Central Business Office  
Education: Bachelor of Science, Speech and Language  
Disabilities, Elmira College  
Probationary Period: October 19, 2015 through October 18, 2016  
Experience: 19 years' related experience  
Salary: \$14.86 per hour (step 4, grade 5)  
Reason for Appt: due to a resignation

**G. Annual Appointments**

**1. Student Medication Disbursement**, Stipend \$1,048 per year, effective  
September 8, 2015 through June 23, 2016

**a. Joann Phillips, Wildwood Education Center**

## REPORT OF TEMPORARY AND SUBSTITUTE PERSONNEL

**Substitute Appointments**

<b><u>Name</u></b>	<b><u>Position</u></b>	<b><u>Rate</u></b>	<b><u>Effective Date</u></b>	<b><u>End Date***</u></b>
Bonsignore, Marie	Clerk	\$8.75/Hour	10/01/2015	
Byron, Sue	Teaching Assistant	\$65.00/Day	09/08/2015	
Cicora, Chelsea	School Social Worker	\$70.00/Day	10/19/2015	
Coots, Cayla	Teaching Assistant	\$65.00/Day	09/08/2015	
Deebs, Patrick	Teacher	\$65.00/Day	09/08/2015	
Deebs, Patrick	Teaching Assistant	\$65.00/Day	09/08/2015	
Emo, Ashley	Teacher Aide	\$8.75/Hour	09/25/2015	
Halliday, Jeannette	Clerk	\$8.75/Hour	09/15/2015	06/30/2016
Losey, Catherine	Teacher	\$65.00/Day	09/14/2015	
Losey, Catherine	Teaching Assistant	\$65.00/Day	09/14/2015	
Margeson, Richard	Teaching Assistant	\$75.00/Day	09/08/2015	
Perry, Michael	Teacher	\$65.00/Day	10/08/2015	
Perry, Michael	Teaching Assistant	\$65.00/Day	10/08/2015	
Shaw, Lia	Teaching Assistant/Interpreter	\$25.00/Hour	10/14/2015	
Shaw, Lia	Teaching Assistant	\$65.00/Day	10/14/2015	
Shaw, Lia	Teaching Assistant/Interpreter	\$8.75/Hour	10/14/2015	
Vanderpool, Carol	Teacher	\$100.00/Day	09/09/2015	
Vanderpool, Carol	Teaching Assistant	\$75.00/Day	09/09/2015	
Whittall, Colleen	Teacher Aide	\$8.75/Hour	10/01/2015	
Wrigley, Kenneth	Courier	\$8.75/Hour	11/02/2015	

**Temporary Appointments**

<b><u>Name</u></b>	<b><u>Position</u></b>	<b><u>Rate</u></b>	<b><u>Effective Date</u></b>	<b><u>End Date</u></b>
Andrus, Jody	Adult Ed Instructor	\$25.00/Hour	09/08/2015	
Carrigan, Lovona	Lifeguard	\$9.00/Hour	09/01/2015	
Cheresnowsky, Timothy	Adult Ed Instructor	\$25.00/Hour	09/08/2015	
Donovan, Jennifer	Adult Ed Instructor	\$25.00/Hour	09/08/2015	
Holohan, Madigan	Adult Ed Instructor	\$25.00/Hour	09/30/2015	
Lederman, Michael	Adult Ed Instructor	\$25.00/Hour	09/08/2015	
Mac Naughton, Don	Adult Ed Instructor	\$25.00/Hour	09/08/2015	
Mastroberti, Eric	ABL Facilitator	\$25.00/Hour	07/01/2015	06/30/2016
Mitchell, Diane	Adult Literacy Instructor-Hourly	\$25.00/Hour	10/05/2015	
Palermo, Chrissandra	Regional Exam Scorer	\$35.00/Hour	06/09/2015	06/09/2015
Quinlan, Timothy	Adult Ed Instructor	\$25.00/Hour	09/08/2015	
Trentanelli, Anthony	Adult Program Counselor	\$25.00/Hour	08/21/2015	

**End Temporary Appointments**

<b><u>Name</u></b>	<b><u>Position</u></b>	<b><u>Rate</u></b>	<b><u>Effective Date</u></b>	<b><u>End Date</u></b>
Besley, Debra	Clerk	\$8.75/Hour	07/06/2015	09/30/2015
Besley, Logan	Clerk	\$8.75/Hour	08/17/2015	09/30/2015
Dupuy, Tanner	Clerk	\$8.75/Hour	07/01/2015	09/30/2015
Gifford, Adam	Clerk	\$8.75/Hour	07/22/2015	09/30/2015
Goldman, Andrew	Clerk	\$8.75/Hour	07/01/2015	09/30/2015
Honness, Matthew	Clerk	\$8.75/Hour	07/01/2015	09/30/2015
Lacey, Mary Ann	Clerk	\$8.75/Hour	07/01/2015	09/30/2015
Mumford, Shelly	Clerk	\$8.75/Hour	07/06/2015	09/30/2015
Wright, Joseph	Clerk	\$8.75/Hour	07/01/2015	09/30/2015

**Internships/Student Teachers/Field Experience**

<u>Name</u>	<u>Position</u>	<u>Rate</u>	<u>Effective Date</u>	<u>End Date</u>
Cicora, Chelsea	School Social Worker		09/08/2015	06/30/2016

**Student Aide Appointments - Broad Horizons Academy - \$8.75/Hour**

<u>Name</u>	<u>Effective Date</u>	<u>End Date</u>
Stephens, Anthony	10/07/2015	06/15/2019
Brown, Douglas	10/2/02015	10/15/2019

**Curriculum Workshop - 07/01/2015 - 06/30/2016**

<u>Name</u>	<u>Rate</u>	<u>Name</u>	<u>Rate</u>
Almy, Tina	\$17.50/Hour	Miles, Nancy	\$17.50/Hour
Bagonis, Jessica	\$17.50/Hour	Mood, Rebecca	\$17.50/Hour
Bailey, Melinda	\$17.50/Hour	Mumme, Lyndsey	\$17.50/Hour
Bonnell, Caroline	\$12.50/Hour	Niforatos, Angela	\$17.50/Hour
Bowes, Kathleen	\$17.50/Hour	Noonan, Melissa	\$17.50/Hour
Buck, Kimberly	\$17.50/Hour	Noonan-Meck, Amanda	\$17.50/Hour
Burge, Christine	\$17.50/Hour	O'Hara, Annelise	\$17.50/Hour
Cappucci, Barbara	\$12.50/Hour	Palermo, Chrissandra	\$17.50/Hour
Daly, Colleen	\$17.50/Hour	Palmer, Kelly	\$17.50/Hour
Earley, Erin	\$17.50/Hour	Richer, Terri	\$17.50/Hour
Eden, Heather	\$17.50/Hour	Robbins, Amanda	\$17.50/Hour
Edwards, Jill	\$17.50/Hour	Schiavone, Christopher	\$17.50/Hour
Finnerty, Amy	\$17.50/Hour	Schoonover, Rebecca	\$17.50/Hour
Hadlock, Peggy	\$17.50/Hour	Shaffer, Karen	\$17.50/Hour
Han Houten, Amy	\$17.50/Hour	Shaw, Gail	\$12.50/Hour
Hanssen, Karen	\$17.50/Hour	Sheets, Mary Ann	\$17.50/Hour
Heidrich, Elizabeth	\$17.50/Hour	Six, Laura	\$17.50/Hour
Hogan, Tara	\$17.50/Hour	Smith, Kristy	\$17.50/Hour
Hudack, Stephen	\$17.50/Hour	Smith, Micheael	\$17.50/Hour
Hudock, Stephen	\$17.50/Hour	Squires, Jennifer	\$17.50/Hour
Hurd, Ashley	\$17.50/Hour	Sterling, Laurie	\$17.50/Hour
Jackson, Sarah	\$17.50/Hour	Stoner, Phillip	\$17.50/Hour
Jones, Ashley	\$17.50/Hour	Tedone, Kathleean	\$17.50/Hour
Kenefick, Summer	\$17.50/Hour	Terwilliger, Thomas	\$17.50/Hour
Kennedy, Jennifer	\$17.50/Hour	Troccia, Mary Frances	\$12.50/Hour
Klossner, Amy	\$17.50/Hour	VanBenCoten, Jeanne	\$17.50/Hour
Lakota, Erika	\$17.50/Hour	Viselli, Kathleen	\$17.50/Hour
Leach, Kyle	\$17.50/Hour	Wall, Kate	\$17.50/Hour
Machuga, Erica	\$17.50/Hour	Worthey, Debra	\$12.50/Hour
MacPerson, Shelley	\$17.50/Hour	Welliver, Sarah	\$17.50/Hour
Manning, Melissa	\$17.50/Hour	Wilber, Summer	\$17.50/Hour
Marsh, Samantha	\$17.50/Hour	Zepp, Lynn	\$17.50/Hour
Mathers, Katy	\$17.50/Hour		

\*\*\*No end date indicates position is ongoing



**REQUEST FOR FIELD TRIP APPROVAL**

Date: 10/14/15

***This request should be filed in the Principal's/Supervisor's office at least four (4) weeks in advance of the date of the trip to provide time to make arrangements for transportation, lodging, chaperone(s), etc., and for Board of Education approval, if required. Parents must be notified of all field trips. Field trips are considered a part of the educational curriculum. Therefore, excluding a student from participating in a field trip requires prior approval from a Supervisor.***

\* \* \* \* \*

Teacher: Gary Acker  
Work

Program: DMA

Location: Wildwood

Telephone #: X3146\_\_\_\_\_

Trip Dates: From: 11/12/15 (Thurs)

To: 11/13/15 (Fri)

Destination: Art Institute of Pittsburgh College Visit

**Specify** Pick Up Wildwood Bldg 6  
Location:

Start Time:

9 : 15

AM  PM

Drop Off Location: Wildwood Bldg 6

Return  
Time:

4 : 30

PM  AM

Number of Students: 6

Number of Chaperones: 1

**Educational Objectives: Interested students will be able to identify the benefits of the Art Institute Degree programs and apply them to their college and career planning. Students will research a variety of career choices. Students will demonstrate employability skills and professionalism as appropriate**

**List Activities: Tour the Art Institue of Pittsburgh as a follow up to the classroom presentation made by the AIP High School Representative in October..**

Transportation Arrangements:

Charter  
bus

School  
bus

Handicap  
bus

\_\_\_ # of Wheelchair  
students

Other, describe: GST Van

(If traveling with another class, please list  
class(es) traveling together.)

Bus Driver's Name: Gary Acker

Lodging Arrangements: \_\_\_\_\_

Request for Field Trip Form  
(2<sup>nd</sup> page of 3 pages)

<b>Column A – Estimated Cost</b> (Complete this column at time of request)		<b>Column B – Actual Cost</b> (Complete this column for reimbursement - ATTACH ALL RECEIPTS)	
Admission Fee	<u>56.00 (Warhol Museum)</u>	Admission Fee	_____
Transportation (specify)	<u>school van</u>	Transportation (specify)	_____
Meals	<u>\$72.00</u>	Meals	_____
Lodging	<u>\$146</u>	Lodging	_____
Other (specify)	<u>\$8 parking</u>	Other (specify)	_____
<b>TOTAL ESTIMATED COST:</b>	<b><u>\$282.00</u></b>	<b>TOTAL ACTUAL COST:</b>	<b><u>\$00.00</u></b>

Funding Source: Students will cover cost of their rooms and meals

Administrative Authorization:

SIGNATURE: \_\_\_\_\_  
Principal/Supervisor  
(Director should also initial)

DATE: 10/14/15

SIGNATURE: \_\_\_\_\_  
Ass't Superintendent for  
Instruction:

DATE: 10/16/15

Board of Education Approval Date: \_\_\_\_\_  
(If out-of-state and/or use of chartered bus is requested)