

**Schuyler-Steuben-Chemung-Tioga-Allegany
Board of Cooperative Educational Services**
9579 Vocational Drive, Painted Post, New York 14870-9518
Phone (607) 962-3175, 739-3581 or 324-7880 Fax (607) 654-2302

DRAFT

**Regular Board Meeting
Wildwood Education Center, Bldg. 1, DL Room**

**Tuesday – October 6, 2015
5:30 p.m.**

TENTATIVE AGENDA

1. Call to Order and Pledge of Allegiance

2. Privilege of the Floor

3. Acceptance of the Agenda

4. Consensus Items

A. Approval of Minutes

1. Regular Board Meeting – August 25, 2015.

B. Treasurer's Reports

1. Schuyler-Steuben-Chemung-Tioga-Allegany BOCES – July 2015.
2. Schuyler-Steuben-Chemung-Tioga-Allegany BOCES – August 2015.

C. Internal Claims Auditor's Reports – July & August 2015 as attached.

5. Finance

- A-F. Approval of the attached report regarding finance recommendations.

6. Personnel

- A-P. Approval of the attached report regarding personnel recommendations.

- Q. Report of Temporary and Substitute Personnel as attached.

- R. Change in Reorganizational Appointments.

7. Program

- A. Approval of **field trip** for Bush Education Center, Conservation program as attached.

- B. Approval of **field trip** for Bush Education Center, Career & Technical Education program as attached.

8. Board President's Report

- A. Designation of voting delegate for the New York State School Boards Association's "2015 Proposed Bylaw Amendments and Resolution".
- B. Review of the New York State School Boards Association's "2015 Proposed Bylaw Amendments and Resolution" and "Amendments and Rebuttals".
- C. Preferred educational future.

9. Superintendent's Report

- A. **Board Policy - #9210 – Personnel & Negotiations** – "Insurance for Non-Unit Employees" (second reading) – as attached.
- B. **Board Policy - #9310 – Personnel & Negotiations** – "Attendance of Non-Unit Employees" (second reading) – as attached.
- C. SED update.

10. Adjournment**Next Meetings**

| Meeting | Date/Time | Location |
|---------------------|---------------------|--|
| Coopers Campus Tour | 11/03/15, 4:00 p.m. | Coopers Education Ctr., Bldg. 8 |
| Regular | 11/03/15, 5:30 p.m. | Coopers Education Ctr., Bldg. 8, DL Room |
| Bush Campus Tour | 12/01/15, 4:00 p.m. | Bush Education Ctr., Bldg. 1 |
| Regular | 12/01/15, 5:30 p.m. | Bush Education Ctr., Bldg. 1, DL Room |

JRF:dlh

10/01/15

Schuyler-Steuben-Chemung-Tioga-Allegany
Board of Cooperative Educational Services
9579 Vocational Drive, Painted Post, New York 14870-9518
Phone (607) 962-3175, 739-3581 or 324-7880 Fax (607) 654-2302

DRAFT

Regular Board Meeting August 25, 2015
Coopers Education Center, Bldg. 8, DL Room 5:30 p.m.

PRESENT: Apgar, Bulkley, Everett, Keddell, Lemmon, Scott and Wheeler.

ABSENT: Dlugos, Learn, Moss and Peoples.

ALSO PRESENT: District Superintendent Frame; Cabinet Members: Bentley, Johnson, Moschetti, Munson, Perry, Sramek, Vakkas and Weinman; Board Clerk Hughson; and BOCES Staff: Coon (D: 6:20 p.m.), Lotocky (D: 6:20 p.m.) and Manns (D: 6:20 p.m.).

* * * * *

1. CALL TO ORDER AND PLEDGE OF ALLEGIANCE

Board President Keddell called the meeting to order and led the Pledge of Allegiance at 5:30 p.m.

2. PRIVILEGE OF THE FLOOR

Board Member Bulkley:

- NYSSBA Convention – Resolutions.
- SA BOCES, SCT BOCES, SSCTA BOCES History via Timelines. Recommend reading “The Spirit of 50 Years” book.
- Two agenda items: “request for more information” and “future agenda items”.
- Susan Black: worked for National School Boards Association – source of information on educational research.

Board President Keddell:

- Introduced: Kris Manns, President of Support Staff Association; Tammy Lotocky, President of Education Association; and Mary Coon, President of Teacher Aides Association.

3. ACCEPTANCE OF THE AGENDA WITH ADDENDA AND CHANGE

16-032

Upon the motion of Apgar, seconded by Bulkley, it is resolved to accept the Personnel Addenda 6. A-O.

CARRIED UNANIMOUSLY

16-033

Upon the motion of Wheeler, seconded by Apgar, it is resolved to accept the deletion of item 6. L-23.

CARRIED UNANIMOUSLY

16-034

Upon the motion of Apgar, seconded by Bulkley, it is resolved to accept the agenda with addenda and change.

CARRIED UNANIMOUSLY

4. CONSENSUS ITEMS**16-035**

Upon the motion of Apgar, seconded by Wheeler, it is resolved to approve the following consensus items:

A. Approval of Minutes

1. Regular Board Meeting – August 6, 2015.

B. Treasurer's Reports

1. Schuyler-Steuben-Chemung-Tioga-Allegany BOCES – June 2015.

C. Internal Claims Auditor's Reports – none.**CARRIED UNANIMOUSLY****5. FINANCE****16-036**

Upon the recommendation of the Superintendent, and on the motion of Lemmon, seconded by Scott, it is resolved that the following finance actions are hereby taken:

A. General Fund Establishments and Adjustments.**1. Budget Increases for 2014-2015:**

| Item # | CoSer # | Title | Increase | From | To |
|--------|---------|---|------------|--------------|--------------|
| 275-15 | 002.020 | Capital Budget-Rented Facilities | \$ 692,906 | \$ 2,108,612 | \$ 2,801,518 |
| 276-15 | 250.499 | Staffing 1:6:1 w/CAWE BOCES | \$ 2 | \$ 223,080 | \$ 223,082 |
| 277-15 | 303.000 | Itinerant-Art | \$ 325 | \$ 77,168 | \$ 77,493 |
| 278-15 | 310.000 | Itinerant Speech Impaired | \$ 54,373 | \$ 336,322 | \$ 390,695 |
| 279-15 | 328.693 | Internal Auditor w/TST BOCES | \$ 1 | \$ 72,073 | \$ 72,074 |
| 280-15 | 338.496 | Itinerant-Speech Impairment w/Monroe 2 BOCES | \$ 10 | \$ 554 | \$ 564 |
| 281-15 | 342.494 | Itinerant-Physical Therapy w/Monroe 1 BOCES | \$ 461 | \$ 5,064 | \$ 5,525 |
| 282-15 | 416.494 | Academic Programs: Sp. Facilities w/Monroe 1 | \$ 147 | \$ 3,395 | \$ 3,542 |
| 283-15 | 505.494 | Ed Comm-Music Library w/Monroe 1 BOCES | \$ 32 | \$ 2,026 | \$ 2,058 |
| 284-15 | 506.000 | Curriculum Development | \$ 3,398 | \$ 820,813 | \$ 824,211 |
| 285-15 | 508.000 | Library Services/Media | \$ 13 | \$ 322,664 | \$ 322,677 |
| 286-15 | 512.000 | Computer Service Instructional | \$ 800 | \$ 2,600,188 | \$ 2,600,988 |
| 287-15 | 517.000 | Coordination, other (Central) | \$ 100,218 | \$ 53,675 | \$ 153,893 |
| 288-15 | 525.000 | Staff Development: Certified & Administrative | \$ 937 | \$ 1,899,426 | \$ 1,900,363 |
| 289-15 | 526.691 | Inter. School Coord. w/DCMO BOCES | \$ 1 | \$ 28,692 | \$ 28,693 |
| 290-15 | 537.000 | School/Curriculum Improvement Planning | \$ 11,586 | \$ 1,444,693 | \$ 1,456,279 |
| 291-15 | 623.000 | Recruiting Service (Cooperative Advertising) | \$ 71,039 | \$ 71,660 | \$ 142,699 |
| 292-15 | 665.691 | Cooperative Bidding w/DCMO BOCES | \$ 1 | \$ 60,440 | \$ 60,441 |

These increases will be supported as follows:

| | | |
|--------|---------|---|
| 275-15 | 002.020 | This is misc. revenue from outside sources and does not affect component district billing |
| 276-15 | 250.499 | Canisteo-Greenwood: \$2 |
| 277-15 | 303.000 | Alfred-Almond: \$217 and Bradford: \$108 |
| 278-15 | 310.000 | Addison: \$1,319, Campbell-Savona: \$1,319, Corning: \$40,243, Elmira: \$2,704, Elmira Heights: \$2,704, Horseheads: \$2,704, Spencer Van Etten: \$676 and Waverly: \$2,704 |
| 279-15 | 328.693 | Alfred-Almond: \$1 |
| 280-15 | 338.496 | Canisteo-Greenwood: \$10 |
| 281-15 | 342.494 | Avoca: \$461 |
| 282-15 | 416.494 | Hornell: \$70 and Horseheads: \$77 |
| 283-15 | 505.494 | Canisteo-Greenwood: \$32 |
| 284-15 | 506.000 | Addison: \$436 and Campbell Savona: \$2,962 |
| 285-15 | 508.000 | Avoca: \$13 |
| 286-15 | 512.000 | Addison: \$800 |
| 287-15 | 517.000 | This is misc. revenue from outside sources and does not affect component district billing |

| | | |
|--------|---------|--|
| 288-15 | 525.000 | Arkport: \$90, Avoca: \$80, Bath: \$95, Bradford: \$90, Canaseraga: \$170, Hammondsport: \$240 and Spencer- Van Etten: \$172 |
| 289-15 | 526.691 | Horseheads: \$1 |
| 290-15 | 537.000 | Watkins Glen: \$1,518 and Misc. Revenue: \$10,068 |
| 291-15 | 623.000 | Addison: \$9,970, Alfred-Almond: (\$1,000), Arkport: (\$386), Avoca: \$1,892, Bath: \$1,455, Bradford: \$2,313, Campbell-Savona: \$5,758, Canaseraga: \$760, Canisteo-Greenwood: \$2,123, Coming: \$32,712, Elmira: (\$12,427), Elmira Heights: (\$342), Hammondsport: \$362, Homell: (\$6,760), Horseheads: \$15,056, Jasper-Troupsburg: \$1,159, Odessa-Montour: \$7,391 Prattsburgh: (\$759), Spencer-Van Etten: \$9,042, Watkins Glen: (\$1,026), Waverly: \$3,746 |
| 292-15 | 665.691 | Spencer-Van Etten: \$1 |

2. Budget Decreases for 2014-2015:

| Item # | CoSer # | Title | Decrease | From | To |
|--------|---------|--|----------|--------------|--------------|
| 293-15 | 302.494 | Itinerant Handicap: other w/Monroe 1 BOCES | \$ 19 | \$ 642 | \$ 623 |
| 294-15 | 405.599 | Equiv. Attendance ED/GED w/Broome BOCES | \$ 1 | \$ 136 | \$ 135 |
| 295-15 | 550.591 | Computer Service, Instructional w/Erie 1 BOCES | \$ 4 | \$ 1,418,477 | \$ 1,418,473 |
| 296-15 | 629.591 | Computer Service, Management w/Erie 1 BOCES | \$ 7 | \$ 3,108,730 | \$ 3,108,723 |
| 297-15 | 651.495 | Computer Service Management w/WFL BOCES | \$ 1 | \$ 3,035 | \$ 3,034 |

These decreases will be supported as follows:

| | | |
|--------|---------|-------------------------|
| 293-15 | 302.494 | Coming: \$19 |
| 294-15 | 405.599 | Waverly: \$1 |
| 295-15 | 550.591 | Addison: \$4 |
| 296-15 | 629.591 | Addison: \$7 |
| 297-15 | 651.495 | Canisteo-Greenwood: \$1 |

3. Transfers within programs for 2014-2015:

a. Transfers in excess of \$10,000.

| <u>COSER</u> <u>NO.</u> | <u>PROGRAM</u> | <u>BUDGET CODE</u> | <u>TRANSFER</u> <u>IN</u> | <u>TRANSFER</u> <u>OUT</u> |
|----------------------------|--------------------------|--|------------------------------|-------------------------------|
| 001 | Central Administration | A001-1010-440-0-01 Consultant | | \$4,136.00 |
| | | A001-1010-441-0-01 Legal Services | | \$9,547.00 |
| | | A001-1010-422-0-01 Liability Insurance | \$13,683.00 | |
| | | TOTAL | \$13,683.00 | \$13,683.00 |
| 409 | Academic Prog., Sp. Fac. | A409-5874-150-0-00 Certified Salaries | | \$10,718.00 |
| | | A409-5874-151-0-00 Inst. Substitutes | \$10,718.00 | |
| | | TOTAL | \$10,718.00 | \$10,718.00 |
| 511 | Printing | A511-6313-161-0-09 N-I Sub. Salary | | \$61.00 |
| | | A511-6313-163-0-09 N-I Stipend | | \$13,20.00 |
| | | A511-6313-164-0-09 Overtime | | \$5.00 |
| | | A511-6313-166-0-09 N-I Temp/Repair | | \$500.00 |
| | | A511-6313-200-0-09 Equipment | | \$179.00 |
| | | A511-6313-300-0-09 Supplies/Materials | | \$921.00 |
| | | A511-6313-301-0-09 Other Supplies | | \$31,165.00 |
| | | A511-6313-302-0-09 Films/CD/DVD | | \$50.00 |
| | | A511-6313-400-0-09 Contract/Other | | \$4,710.00 |
| | | A511-6313-454-0-09 Photo Copying | | \$18,790.00 |
| | | A511-6313-456-0-09 Mileage Expense | | \$50.00 |
| | | A511-6313-458-0-09 Staff/Dev/Conf. | | \$700.00 |
| | | A511-6313-819-0-09 HRA | | \$18.00 |
| | | A511-6313-160-0-00 N-I Salaries | \$1,875.00 | |
| | | A511-6313-160-0-01 N-I Salaries | \$2,525.00 | |
| | | A511-6313-160-0-02 N-I Salaries | \$14.00 | |
| | | A511-6313-160-0-03 N-I Salaries | \$28,761.00 | |
| | | A511-6313-160-0-04 N-I Salaries | \$103.00 | |
| | | A511-6313-801-0-09 Post Employment | \$3,712.00 | |
| | | A511-6313-813-0-09 NYS ERS | \$1,449.00 | |
| | | A511-6313-814-0-09 Disab./Sup. Staff | \$167.00 | |
| | | A511-6313-815-0-09 Social Security | \$8,924.00 | |
| | | A511-6313-816-0-09 Health Insurance | \$8,508.00 | |
| | | A511-6313-817-0-09 Health/Admin.Fee | \$312.00 | |
| | | A511-6313-818-0-09 Unemploy. Ins. | \$596.00 | |
| | | A511-6313-821-0-09 Vision Ins. | \$51.00 | |
| | | A511-6313-822-0-09 HRA Admin. | \$80.00 | |
| | | A511-6313-824-0-09 Dental Ins. | \$1,392.00 | |
| | | TOTAL | \$58,469.00 | \$58,469.00 |
| 512 | Computer Svc., Inst. | A512-6360-400-0-09 Contract & Other | | \$15,932.00 |
| | | A512-6360-200-0-09 Equipment | | \$213.00 |

| | | | | |
|-----|----------------------------|-------------------------------------|--------------------|--------------------|
| | | A512-6360-210-0-09 Large Equipment | \$16,015.00 | |
| | | A512-6360-204-0-09 Small Equipment | \$130.00 | |
| | | TOTAL | \$16,145.00 | \$16,145.00 |
| 537 | School/Curr. Improve. Plan | A537-6211-440-1-00 Consultant | | \$10,092.00 |
| | | A537-6211-801-1-00 Post Employ. | \$10,092.00 | |
| | | TOTAL | \$10,092.00 | \$10,092.00 |
| 725 | Related Svc.-Occ. Therapy | A725-4020-160-0-00 N-I Salaries | | \$14,835.00 |
| | | A725-4020-400-0-00 Contract & Other | \$14,835.00 | |
| | | TOTAL | \$14,835.00 | \$14,835.00 |

4. Budget Increases for 2015-2016:

| Item # | CoSer # | Title | Increase | From | To |
|--------|---------|--|------------|--------------|--------------|
| 013-16 | 511.000 | Printing | \$ 57,032 | \$ 847,380 | \$ 904,412 |
| 014-16 | 513.000 | Library Automation | \$ 810 | \$ 268,217 | \$ 269,027 |
| 015-16 | 528.000 | Industries/Education Activities Coordination | \$ 1,000 | \$ 516,011 | \$ 517,011 |
| 016-16 | 550.591 | Computer Service, Instructional w/Erie 1 BOCES | \$ 5,687 | \$ 964,767 | \$ 970,454 |
| 017-16 | 605.000 | Computer Service, Management | \$ 27,990 | \$12,621,730 | \$12,649,720 |
| 018-16 | 612.000 | Business Office Support (CBO) | \$ 4,075 | \$ 3,759,785 | \$ 3,763,860 |
| 019-16 | 629.591 | Computer Service, Management w/Erie 1 BOCES | \$ 184,412 | \$ 2,906,729 | \$ 3,091,141 |
| 020-16 | 659.591 | Planning Service, Management w/Erie 1 BOCES | \$ 500 | \$ 33,709 | \$ 34,209 |

This increase will be supported as follows:

| | | |
|--------|---------|--|
| 013-16 | 511.000 | Addison: \$3,236, Alfred-Almond: \$208, Arkport: \$178, Avoca: \$186, Bath: \$2,124, Bradford: \$264, Campbell-Savona: \$1,050, Canaseraga: \$210, Canisteo-Greenwood: \$477, Coming: \$10,154, Elmira: \$6,008, Elmira Heights: \$1,211, Hammondsport: \$184, Horseheads: \$22,097, Odessa-Montour: \$2,217, Prattsburgh: \$45, Spencer-Van Etten: \$1,406, Watkins Glen: \$990, and Waverly: \$4,787 |
| 014-16 | 513.000 | Elmira: \$810 |
| 015-16 | 528.000 | Coming: \$500 and Waverly: \$500 |
| 016-16 | 550.591 | Addison: \$182, Alfred-Almond: \$13,570, Arkport: (\$1,561), Avoca: \$577, Bath: (\$6,839), Canaseraga: \$475, Canisteo-Greenwood: \$2,527, Hammondsport: \$2,049, Jasper-Troupsburg: (\$5,858) and Prattsburgh: \$475 |
| 017-16 | 605.000 | Horseheads: \$25,968 and Genesee Valley BOCES (Avon: \$2,022) |
| 018-16 | 612.000 | Odessa-Montour: \$4,075 |
| 019-16 | 629.591 | Addison: \$10,606, Alfred-Almond: \$240, Arkport: \$4,265, Avoca: (\$813), Bath: 12,638, Canaseraga: \$2,228, Canisteo-Greenwood: \$19,476, Hammondsport: \$66,868, Hornell: (\$18,817) and Jasper-Troupsburg: \$87,721 |
| 020-16 | 659.591 | Homell: \$500 |

5. Budget Decrease for 2015-2016:

| Item # | CoSer # | Title | Decrease | From | To |
|--------|---------|------------------------|----------|------------|------------|
| 021-16 | 508.000 | Library Services Media | \$ 810 | \$ 334,421 | \$ 333,611 |

This decrease will be supported as follows:

| | | |
|--------|---------|-----------------|
| 021-16 | 508.000 | Elmira: (\$810) |
|--------|---------|-----------------|

B. Purchasing.

1. Approval of Resolutions, as attached, to participate in cooperative bidding with Onondaga-Cortland-Madison BOCES (OCM BOCES) for the 2015-2016 fiscal year.

C. Authorization to Pay the Following Membership Dues.

1. Watkins Glen Area Chamber of Commerce dues in the amount of \$250.00 for the 2015-2016 year for the Schuyler-Steuben-Chemung-Tioga-Allegany BOCES.

D. 2016-17 Capital Project-Proposed Scope of Work.

1. Approval of Proposed Scope of Work for the 2016-17 Capital Project, as attached.

E. 2016-2017 Capital Construction Project SEQR Determination.

1. Whereas, the Greater Southern Tier BOCES proposes a \$1,400,000 Capital Construction project at the Pauline G. Bush Campus in Elmira, New York, the Coopers Campus in Painted Post, New York and the Wildwood Campus in Hornell, New York. The project consists of work at the following buildings and sites:

Pauline G. Bush Campus (Elmira)

- | | |
|---------------|--|
| 1. Building 1 | Replace cooling tower Replace HV-7, 10, 11 Replace RTU 1 and 2 |
| Building 6 | Replace 3 Make Up Air Units |
| Building 7 | Replace 4 Make Up Air Units |

Coopers Campus (Painted Post)

- | | |
|---------------|---------------------------------|
| 1. Building 1 | Replace roof Replace AHU-1-7 |
| 2. Building 2 | Replace AHU CP-2-1 |
| 3. Building 3 | Replace AHU CP-3-05 |

Wildwood Campus (Hornell)

- | | |
|---------------|---|
| 1. Building 2 | Replace AHU-8 |
| 2. Building 4 | Replace roof |
| 3. Building 7 | Replace kitchen hood system Move gas line and relocate dishwasher Relocate misc. electrical appliances Kitchen ceramic wall tiles Replace kitchen equipment |

Whereas, all public educational facilities capital projects are subject to SEQR, and

Whereas, pursuant to the revised Commissioner's Regulations 115.9, effective November 15, 2000, the local school district must act as the Lead Agency in the State Environmental Quality Review Act (SEQR). The NYS Department of Environmental Conservation (DEC) Guidelines state that a SEQR must be completed (prior to the project being authorized by the voters in cases where funding is authorized by voter approval). SED currently recommends that the Board of Education complete the SEQR process (prior to setting a voter authorization date in cases where voter approval is required).

Therefore be it resolved, that the Greater Southern Tier BOCES is designated as the Lead Agency and in accordance with 6NYCRR Part 617, Section 617.5 it has been determined that this review is a Type II Action and, therefore, requires no further review under SEQR.

F. Lease Approval.

1. Approval of lease of space for Economic Opportunity Program (EOP) Headstart classroom in Bush Building 10 effective July 1, 2015 through June 30, 2016, as attached.

CARRIED UNANIMOUSLY

6. PERSONNEL

16-037

Upon the recommendation of the Superintendent, and on the motion of Scott, seconded by Bulkley, it is resolved that the following personnel actions are hereby taken:

A. Resignations

1. Bryan Kurcoba, Position: Teaching Assistant, Effective: August 7, 2015, Date of Hire: September 4, 2012.
2. Melissa Brenzo, Position: Teaching Assistant, Effective: August 17, 2015, Date of Hire: September 2, 2014.
3. Kelly White, Position: Staff Development Coordinator, Effective: August 28, 2015, Date of Hire: August 1, 2011.
4. Kristi Willis, Position: Teaching Assistant, Effective: end of day August 31, 2015, Date of Hire: September 3, 2013.
5. Jessica Patykula, Position: Teacher Aide, Effective: September 7, 2015, Date of Hire: March 10, 2014.
6. Colleen Harrison, Position: Teacher Aide, Effective: August 23, 2015, Date of Hire: November 10, 2008.

B. Salary Increases

1. Martyna Parfianowicz, Position: Network Technology Specialist, Salary: increased from \$49,383.30 per year to \$51,883.30 per year, Effective: July 1, 2015.
2. Michael Klos, Position: Network Technology Specialist, Salary: increased from \$38,368.32 per year to \$40,868.32 per year, Effective: August 1, 2015.

C. Increase to Position

1. Teacher, Home and Career Skills, one part-time, 10 month, school calendar position increased from .63 FTE to .68 FTE, effective September 2, 2015.
2. Teacher, Art, one part-time, 10 month, school calendar position, increased from .74 FTE to 1.0 FTE, effective September 2, 2015.
3. Teacher, Deaf and Hearing Impaired, one part-time, 10 month, school calendar position, increased from .87 FTE to 1.0 FTE, effective September 8, 2015.
4. Teacher Aide, one full-time, 10 month, school calendar position, increased from 6.00 hours per day to 7.25 hours per day, effective September 3, 2015.

D. Increase in Assignment

1. Elizabeth Buckley, Position: Teacher, Home and Career Skills, Effective: September 2, 2015, Increase: .63 FTE to .68 FTE, Tenure Status: Tenured

- September, 1990, Tenure Area: Family and Consumer Science, Home Economics, Certification Status: Permanent, Home Economics, September 1, 1991, Salary: \$74,831.00 per year, prorated (step 22 + Credit Hour Stipend + Degree Stipend + Certification Stipend).
2. Amy Powers, Position: Teacher, Art, Effective: September 2, 2015, Increase: .74 FTE to 1.0 FTE, Tenure Status: Tenured, September 1, 2008, Tenure Area: Visual Arts, Certification Status: Professional, Visual Arts, February 1, 2010, Salary: \$60,965.00 per year (step 13 + Credit Hour Stipend + Degree Stipend + Certification Stipend).
 3. Carolyn Parker, Position: Teacher, Deaf and Hearing Impaired, Effective: September 8, 2015, Increase: .74 FTE to 1.0 FTE, Tenure Status: Tenured, September 7, 2012, Tenure Area: Education of Children with Handicapping Conditions – Education of Deaf Children, Certification Status: Professional, Deaf and Hard of Hearing, September 1, 2010, Salary: \$59,520.00 per year (step 11 + Credit Hour Stipend + Degree Stipend + Certification Stipend).
 4. Barbara Hibbard, Position: Teacher Aide, Effective: September 3, 2015, Increase: 6.00 hours per day to 7.25 hours per day, Status: Permanent, June 3, 2005, Salary: \$12.34 per hour.

E. Change from Civil Service Provisional Appointment to Probationary Appointment, due to successful passing of Civil Service Exam

1. Kristin Osburn, Position: Payroll Specialist, full-time (1.0 FTE), 12 month position, Civil Service Competitive, Probationary appointment, Effective: August 4, 2015, Probationary Period: August 4, 2015 through August 3, 2016, Civil Service List #: 65701, Salary: \$38,760.00 per year.

F. Civil Service Permanent Appointments, due to successful completion of Probationary Period, no change in salary

1. Patrick Thomas, Position: Physical Therapist, Permanent Date: September 10, 2015.
2. Jeanne Sullivan, Position: Network Technology Specialist, Permanent Date: September 15, 2015.

G. Tenure Appointment, due to successful completion of Probationary Period, no change in salary

1. Kristina Earl, Position: Principal of Special Education, Tenure Area: Principal of Special Education, Effective Date of Tenure: September 17, 2015, Certification Status: Professional, School District Leader, September 1, 2009.
2. Matthew Talada, Position: Assistant Principal, Tenure Area: Assistant Principal, Effective Date of Tenure: September 4, 2015, Certification Status: Professional, School District Leader, July 23, 2014.
3. Katheryn Ellison, Position: Staff Development Coordinator, Tenure Area: Staff Development Coordinator, Effective Date of Tenure: October 3, 2015, Certification Status: Professional, School District Leader, September 1, 2011.
4. Elizabeth McIntosh, Position: Curriculum Mentor, Tenure Area: Instructional Support Services in Curriculum and Differentiated Instruction Incorporating the Analysis of Student Performance Data, Effective Date of Tenure: September 3,

- 2015, Certification Status: Permanent, Reading, September 1, 2000.
5. Susan Pawlak, Position: STEM Curriculum Mentor, Tenure Area: Instructional Support Services in Curriculum and Differentiated Instruction Incorporating the Analysis of Student Performance Data, Effective Date of Tenure: September 3, 2015, Certification Status: Permanent, Nursery, Kindergarten and Grades 1-6, September 1, 1993.
 6. Michelle Schaut, Position: STEM Curriculum Mentor, Tenure Area: Instructional Support Services in Curriculum and Differentiated Instruction Incorporating the Analysis of Student Performance Data, Effective Date of Tenure: September 3, 2015, Certification Status: Professional, Childhood Education (grades 1-6), September 1, 2010.
 7. Paul Spara, Position: STEM Curriculum Mentor, Tenure Area: Instructional Support Services in Curriculum and Differentiated Instruction Incorporating the Analysis of Student Performance Data, Effective Date of Tenure: September 4, 2015, Certification Status: Professional, Chemistry 7-12, September 1, 2012.
 8. Michael Creegan, Position: Teacher, Tenure Area: Music, Effective Date of Tenure: September 4, 2015, Certification Status: Professional, Music, June 7, 2014.
 9. Tammy Divens, Position: Teacher, Tenure Area: Health Occupations – Practical Nursing, Effective Date of Tenure: September 4, 2015, Certification Status: Initial, Practical Nursing 7-12, September 1, 2012 through August 31, 2017.
 10. David Hamilton, Position: Teacher, Tenure Area: Vehicle Maintenance and Repair Occupations, Effective Date of Tenure: September 4, 2015, Certification Status: Initial, Vehicle Mechanical Repair (HE) 7-12, July 1, 2014 through August 31, 2019.
 11. Kurtis Mullen, Position: Teacher, Tenure Area: Visual Arts, Effective Date of Tenure: September 18, 2015, Certification Status: Professional, Visual Arts, May 21, 2015.
 12. Michelle Rossmann, Position: Teacher, Tenure Area: English to Speakers of Other Languages, Effective Date of Tenure: September 10, 2015, Certification Status: Initial, English to Speakers of Other Languages, September 1, 2011 through August 31, 2016.
 13. Thomas Wilkinson, Position: Teacher, Tenure Area: English, Effective Date of Tenure: September 4, 2015, Certification Status: Initial, English Language Arts 7-12, September 1, 2011 through August 31, 2016.
 14. Jaclyn Bennett, Position: Teaching Assistant, Tenure Area: Teaching Assistant, Effective Date of Tenure: September 4, 2015, Certification Status: Level 3, Teaching Assistant, September 1, 2013.
 15. Erin Boyle, Position: Teaching Assistant, Tenure Area: Teaching Assistant, Effective Date of Tenure: September 4, 2015, Certification Status: Level 3, Teaching Assistant, September 1, 2013.
 16. Kellie Bump, Position: Teaching Assistant, Tenure Area: Teaching Assistant, Effective Date of Tenure: September 4, 2015, Certification Status: Level 3, Teaching Assistant, September 1, 2013.
 17. Valerie Cannon, Position: Teaching Assistant, Tenure Area: Teaching Assistant, Effective Date of Tenure: September 4, 2015, Certification Status: Level 3, Teaching Assistant, February 1, 2014.
 18. Diane Costello, Position: Teaching Assistant, Tenure Area: Teaching Assistant, Effective Date of Tenure: September 4, 2015, Certification Status: Permanent, Special Education, September 1, 1996.

19. Karen Hoose-Saukas, Position: Teaching Assistant, Tenure Area: Teaching Assistant, Effective Date of Tenure: September 4, 2015, Certification Status: Level 3, Teaching Assistant, September 1, 2013.
20. Karen Kinnerney-Bradley, Position: Teaching Assistant, Tenure Area: Teaching Assistant, Effective Date of Tenure: September 4, 2015, Certification Status: Level 3, Teaching Assistant, June 5, 2015.
21. Philip Robinson, Position: Teaching Assistant, Tenure Area: Teaching Assistant, Effective Date of Tenure: September 4, 2015, Certification Status: Level 3, Teaching Assistant, September 1, 2009.
22. Theresa Ruocco, Position: Teaching Assistant, Tenure Area: Teaching Assistant, Effective Date of Tenure: September 4, 2015, Certification Status: Level 3, Teaching Assistant, September 1, 2012.
23. Amy Van Ness, Position: Teaching Assistant, Tenure Area: Teaching Assistant, Effective Date of Tenure: September 4, 2015, Certification Status: Level 2, Teaching Assistant, June 25, 2015 through August 31, 2018.

H. Discontinuation of Employment

1. Celeste Berkley, Position: Computer Program Assistant, Effective: end of day August 31, 2015, Date of Hire: July 19, 2010.

I. Creation of Positions

1. Staff Development Coordinator, three (3), full-time (1.0 FTE), 12 month positions, effective September 1, 2015.
2. School Social Worker, one (1), full-time (1.0 FTE), 10 month, school calendar position, effective September 8, 2015.
3. Teacher, Blind and Visually Impaired, one (1), full-time (1.0 FTE), 10 month, school calendar position, effective September 8, 2015.
4. Teacher, Special Education, three (3), full-time (1.0 FTE), 10 month, school calendar positions, effective September 8, 2015.
5. Teaching Assistant, three (3), full-time (1.0 FTE), 10 month, school calendar positions, effective September 2, 2015.
6. Occupational Therapist, two (2), full-time (1.0 FTE), 10 month, school calendar positions, effective September 8, 2015.
7. Registered Nurse, one (1), full-time (1.0 FTE), 10 month, school calendar position, effective September 8, 2015.
8. Licensed Practical Nurse, two (2), full-time (1.0 FTE), 10 month, school calendar position, effective September 8, 2015.
9. Teacher, English to Speakers of Other Languages, one (1), full-time (1.0 FTE), 10 month, school calendar position, effective September 2, 2015.

J. Recall

1. Ann Howard, Position: Teacher, Physical Education and Health Education, full-time (1.0 FTE), 10 month, school calendar position, Probationary appointment, Effective: September 8, 2015, Tenure Area: Physical Education and Health Education (dual tenure required), Certification: Professional, Physical Education, September 1, 2012 and Professional, Health Education, September 1, 2012 (dual certification required), Probationary Period: September 8, 2015

through September 7, 2018 for Health Education tenure area (highly qualified in previously tenured position with GST BOCES in Physical Education, January 5, 2012), Salary: \$51,483.00 per year (step 7 + Credit Hour Stipend + Degree Stipend + Certification Stipend + Special Education Stipend).

2. Kerry Gush, Position: School Social Worker, full-time (1.0 FTE), 10 month, school calendar position, Tenured appointment, Effective: September 8, 2015, Tenure Area: School Social Worker, tenured September 10, 2012, Certification: Permanent, School Social Worker, February 1, 2012 and Licensed Master Social Work Certificate of Registration, November 21, 2008, Salary: \$54,598.00 per year (step 8 + Credit Hour Stipend + Degree Stipend + Certification Stipend + Special Education Stipend).

K. Change from Temporary Appointment to Probationary Appointment, due to successful completion of certification requirements

1. Melissa Mendolera, Position: School Business Administrator, CBO, full-time (1.0 FTE), 12 month position, Probationary appointment, Effective: August 5, 2015, Tenure Area: School Business Administrator, CBO, Certification: Professional, School District Business Leader, August 5, 2015, Probationary Period: August 5, 2015 through August 4, 2019, Salary: \$82,500.00 per year, prorated.

L. Appointments

1. Sally Deane, Position: Staff Development Coordinator, full-time (1.0 FTE), 12 month position, Probationary appointment, Effective: September 1, 2015, Tenure Area: Staff Development Coordinator, Certification: Permanent, School District Administrator, September 1, 2007, Probationary Period: September 1, 2015 through August 31, 2019, Salary: \$82,274.22 per year.
2. Joni Makowiec, Position: Staff Development Coordinator, full-time (1.0 FTE), 12 month position, Probationary appointment, Effective: September 8, 2015, Tenure Area: Staff Development Coordinator, Certification: Professional, School District Leader, February 1, 2014, Probationary Period: September 8, 2015 through September 7, 2019, Salary: \$70,000.00 per year, prorated.
3. Erica Siebert, Position: Staff Development Coordinator, full-time (1.0 FTE), 12 month position, Probationary appointment, Effective: September 8, 2015, Tenure Area: Staff Development Coordinator, Certification: Professional, School District Leader, September 1, 2013, Probationary Period: September 8, 2015 through September 7, 2019, Salary: \$70,000.00 per year, prorated.
4. Stacy McCann, Position: RSE-TASC Transition Specialist, full-time (1.0 FTE), 11 month position, Probationary appointment, Effective: September 2, 2015, Tenure Area: Instructional Support Services in Special Education, Certification: Professional, Students with Disabilities (Grades 7-12), Social Studies and Students with Disabilities (Grades 1-6), September 1, 2013, Probationary Period: September 2, 2015 through September 1, 2019, Salary: \$60,032.50 per year, prorated, subject to change pending additional verification (step 9 + Credit Hour Stipend + Degree Stipend + Certification Stipend).
5. Jeanne McAnany, Position: Teacher, Integrated Mathematics and Science, full-time (1.0 FTE), 10 month, school calendar position, Probationary appointment, Effective: September 8, 2015, Tenure Area: Mathematics and Science (dual tenure required), Certification: Mathematics 7-12, Permanent, September 1,

- 1994, Biology 7-12, Permanent, September 1, 1994, and Chemistry & General Science 7-12, Permanent, September 1, 1994 (dual certification required), Probationary Period: September 8, 2015 through September 7, 2018 for Science tenure area, (highly qualified in previously tenured position with GST BOCES in Mathematics, September 2, 2001), Salary: \$75,195.00 per year (step 22 + Credit Hour Stipend + Degree Stipend + Certification Stipend).
6. Pamela Luce, Position: Teacher, Social Studies, full-time (1.0 FTE), 10 month, school calendar position, Probationary appointment, Effective: September 8, 2015, Tenure Area: Social Studies, Certification: Supplementary, Social Studies, July 14, 2015 through August 31, 2018, Probationary Period: September 8, 2015 through September 7, 2018 (highly qualified in previously tenured position with GST BOCES in Special Education, September 2, 2012), Salary: \$54,519.00 per year (step 9 + Credit Hour Stipend + Degree Stipend).
 7. Cynthia Watson, Position: Teacher, Mathematics, full-time (1.0 FTE), 10 month, school calendar position, Probationary appointment, Effective: September 8, 2015, Tenure Area: Mathematics, Certification: Permanent, Mathematics 7-12, September 1, 2001, Probationary Period: September 8, 2015 through September 7, 2019, Salary: \$55,973.00 per year (step 10 + Credit Hour Stipend + Degree Stipend + Certification Stipend).
 8. Karen Walker, Position: Teacher, Blind and Visually Impaired, full-time (1.0 FTE), 10 month, school calendar position, Probationary appointment, Effective: September 8, 2015, Tenure Area: Education of Children with Handicapping Conditions – Education of Blind and Visually Handicapped Children, Certification: Initial, Blind and Visually Impaired, August 5, 2015 through August 31, 2020, Probationary Period: September 8, 2015 through September 7, 2019, Salary: \$43,500.00 per year, subject to change pending additional verification (step 1 + Credit Hour Stipend + Special Ed Stipend).
 9. Diane Mitchell, Position: Teacher, English to Speakers of Other Languages, full-time (1.0 FTE), 10 month, school calendar position, Probationary appointment, Effective: September 8, 2015, Tenure Area: English to Speakers of Other Languages, Certification: Supplementary, English to Speakers of Other Languages, August 14, 2015 through August 31, 2018, Probationary Period: September 8, 2015 through September 7, 2019, Salary: \$47,051.00 per year, subject to change pending additional verification (step 4 + Credit Hour Stipend + Degree Stipend + Special Ed Stipend).
 10. Kristen Amidon, Position: Teacher, Special Education, full-time (1.0 FTE), 10 month, school calendar position, Probationary appointment, Effective: September 2, 2015, Tenure Area: Education of Children with Handicapping Conditions – General Special Education, Certification: Initial, Students with Disabilities (Grades 1-6), February 1, 2013 through January 31, 2018, Probationary Period: September 2, 2015 through September 1, 2019, Salary: \$43,240.00 per year, subject to change pending additional verification (step 1 + Credit Hour Stipend + Special Ed Stipend).
 11. Patrick McInerney, Position: Teacher, Special Education, full-time (1.0 FTE), 10 month, school calendar position, Probationary appointment, Effective: September 8, 2015, Tenure Area: Education of Children with Handicapping Conditions – General Special Education, Certification: Initial, Students with Disabilities (Grades 7-12) Generalist, August 13, 2015 through August 31, 2020, and Initial, Students with Disabilities (Grades 1-6), September 1, 2012 through August 31, 2017, Probationary Period: September 8, 2015 through September

- 7, 2019, Salary: \$45,028.00 per year, subject to change pending additional verification (step 4 + Special Ed Stipend).
12. Jillian Aho, Position: Teacher, Special Education, full-time (1.0 FTE), 10 month, school calendar position, Probationary appointment, Effective: September 8, 2015, Tenure Area: Education of Children with Handicapping Conditions – General Special Education, Certification: Initial, Students with Disabilities (Grades 1-6), September 1, 2013 through August 31, 2018, Probationary Period: September 8, 2015 through September 7, 2019, Salary: \$45,911.00 per year (step 2 + Credit Hour Stipend + Degree Stipend + Special Ed Stipend).
 13. Kylie Flint, Position: Teacher, Special Education, full-time (1.0 FTE), 10 month, school calendar position, Probationary appointment, Effective: September 8, 2015, Tenure Area: Education of Children with Handicapping Conditions – General Special Education, Certification: Initial, Students with Disabilities (Grades 1-6), and Students with Disabilities (Grades 7-12) Generalist, September 1, 2012 through August 31, 2017, Probationary Period: September 8, 2015 through September 7, 2019, Salary: \$45,055.00 per year (step 1 + Credit Hour Stipend + Degree Stipend + Special Ed Stipend).
 14. Rebecca Hulslander, Position: Teacher, Special Education, full-time (1.0 FTE), 10 month, school calendar position, Probationary appointment, Effective: September 8, 2015, Tenure Area: Education of Children with Handicapping Conditions – General Special Education, Certification: Professional, Students with Disabilities (Grades 1-6), February 1, 2012, Probationary Period: September 8, 2015 through September 7, 2019, Salary: \$48,459.00 per year (step 4 + Credit Hour Stipend + Degree Stipend + Certification Stipend + Special Ed Stipend).
 15. Katherine Kelly, Position: Teacher, Special Education, full-time (1.0 FTE), 10 month, school calendar position, Probationary appointment, Effective: September 8, 2015, Tenure Area: Education of Children with Handicapping Conditions – General Special Education, Certification: Initial, Students with Disabilities (Grades 1-6), September 1, 2011 through August 31, 2016, Probationary Period: September 8, 2015 through September 7, 2019, Salary: \$46,784.00 per year (step 3 + Credit Hour Stipend + Degree Stipend + Special Ed Stipend).
 16. Brittany Knapp, Position: Teacher, Special Education, full-time (1.0 FTE), 10 month, school calendar position, Probationary appointment, Effective: September 8, 2015, Tenure Area: Education of Children with Handicapping Conditions – General Special Education, Certification: Initial, Students with Disabilities (Grades 5-9) Generalist, September 1, 2011 through August 31, 2016, and Initial, Students with Disabilities (Grades 7-12) Generalist, September 1, 2012 through August 31, 2017, Probationary Period: September 8, 2015 through September 7, 2019, Salary: \$42,408.00 per year, subject to change pending additional verification (step 1 + Special Ed Stipend).
 17. Courtney Perez, Position: Teacher, Special Education, full-time (1.0 FTE), 10 month, school calendar position, Probationary appointment, Effective: September 17, 2015, Tenure Area: Education of Children with Handicapping Conditions – General Special Education, Certification: Professional, Students with Disabilities (Grades 7-12) Generalist and Professional, Students with Disabilities (Grades 1-6), August 6, 2014, Probationary Period: September 8, 2015 through September 7, 2019, Salary: \$52,575.00 per year, prorated (step 7

- + Credit Hour Stipend + Degree Stipend + Certification Stipend + Special Ed Stipend).
18. Colleen McDaniels, Position: Teaching Assistant, full-time (1.0 FTE), 10 month, school calendar position, Probationary appointment, Effective: September 2, 2015, Tenure Area: Teaching Assistant, Certification: Permanent, Reading, February 1, 2002, Probationary Period: September 2, 2015 through September 1, 2019, Salary: \$30,814.00 per year, subject to change pending additional verification (step 1 + Credit Hour Stipend).
 19. Stacey Illi, Position: Teaching Assistant, full-time (1.0 FTE), 10 month, school calendar position, Probationary appointment, Effective: September 2, 2015, Tenure Area: Teaching Assistant, Certification: Level 1, Teaching Assistant, July 15, 2015 through August 31, 2018, Probationary Period: September 2, 2015 through September 1, 2019, Salary: \$28,843.00 per year, subject to change pending additional verification (step 1 + Credit Hour Stipend + Degree Stipend).
 20. Marissa Ameigh, Position: Teaching Assistant, full-time (1.0 FTE), 10 month, school calendar position, Probationary appointment, Effective: September 8, 2015, Tenure Area: Teaching Assistant, Certification: Level 1, Teaching Assistant, September 16, 2014 through August 31, 2017, Probationary Period: September 8, 2015 through September 7, 2019, Salary: \$26,818.00 per year, subject to change pending additional verification (step 1 + Credit Hour Stipend).
 21. Heather Beatty, Position: Teaching Assistant, full-time (1.0 FTE), 10 month, school calendar position, Probationary appointment, Effective: September 8, 2015, Tenure Area: Teaching Assistant, Certification: Permanent, Speech and Hearing Handicapped, September 1, 1997, Probationary Period: September 8, 2015 through September 7, 2019, Salary: \$32,527.00 per year (step 1 + Credit Hour Stipend + Degree Stipend + Certification Stipend).
 22. Julie Ciarlo, Position: Teaching Assistant, full-time (1.0 FTE), 10 month, school calendar position, Probationary appointment, Effective: September 8, 2015, Tenure Area: Teaching Assistant, Certification: Level 3, Teaching Assistant, September 1, 2012, Probationary Period: September 8, 2015 through September 7, 2019, Salary: \$28,188.00 per year (step 1 + Credit Hour Stipend + Degree Stipend).
 23. Removed.
 24. Caitlin Evans, Position: Teaching Assistant, full-time (1.0 FTE), 10 month, school calendar position, Probationary appointment, Effective: September 8, 2015, Tenure Area: Teaching Assistant, Certification: Initial, Childhood Education (Grades 1-6), April 3, 2014 through August 31, 2019, Probationary Period: September 8, 2015 through September 7, 2019, Salary: \$28,375.00 per year, subject to change pending additional verification (step 1 + Credit Hour Stipend + Degree Stipend).
 25. Laura Neubauer, Position: Teaching Assistant, full-time (1.0 FTE), 10 month, school calendar position, Probationary appointment, Effective: September 8, 2015, Tenure Area: Teaching Assistant, Certification: Initial, Childhood Education (Grades 1-6), September 1, 2012 through August 31, 2017, Probationary Period: September 8, 2015 through September 7, 2019, Salary: \$31,339.00 per year (step 1 + Credit Hour Stipend).
 26. Jessica Patykula, Position: Teaching Assistant, full-time (1.0 FTE), 10 month, school calendar position, Probationary appointment, Effective: September 8,

- 2015, Tenure Area: Teaching Assistant, Certification: Initial, Level 1, November 21, 2014 through January 31, 2018, Probationary Period: September 8, 2015 through September 7, 2019, Salary: \$25,154.00 per year (step 1).
27. Timothy Hayden, Position: Occupational Therapist, full-time (1.0 FTE), 10 month, school calendar position, Competitive Civil Service Provisional appointment, pending Civil Service Exam, Effective: September 8, 2015, License: Occupational Therapy Certificate of Registration, June 10, 2015, Salary: \$52,313.00 per year (step 1 + Credit Hour Stipend + dual Degree Stipend + Certification Stipend + Special Education Stipend).
 28. Carly Meacham, Position: Occupational Therapist, full-time (1.0 FTE), 10 month, school calendar position, Competitive Civil Service Provisional appointment, pending Civil Service Exam, Effective: September 8, 2015, License: Occupational Therapy Certificate of Registration, August 6, 2009, Salary: \$51,639.00 per year (step 7 + Credit Hour Stipend + Degree Stipend + Certification Stipend + Special Education Stipend).
 29. Bobbi Southard, Position: Occupational Therapist, full-time (1.0 FTE), 10 month, school calendar position, Competitive Civil Service Provisional appointment, pending Civil Service Exam, Effective: September 8, 2015, License: Occupational Therapy Certificate of Registration, August 2, 2006, Salary: \$56,302.00 per year (step 10 + Credit Hour Stipend + Degree Stipend + Certification Stipend + Special Education Stipend).
 30. Brandon Bathrick, Position: Registered Nurse, full-time (1.0 FTE), 10 month, school calendar position, Non-Competitive Civil Service, Probationary appointment, Effective: September 8, 2015, License: Registered Professional Nursing Certificate of Registration, July 11, 2008, Probationary Period: September 8, 2015 through November 15, 2016, Salary: \$19.71 per hour (grade 13, step 4).
 31. Katrina Blencowe, Position: Licensed Practical Nurse, full-time (1.0 FTE), 10 month, school calendar position, Non-Competitive Civil Service, Probationary appointment, Effective: September 8, 2015, License: Licensed Practical Nursing Certificate of Registration, July 31, 2014, Probationary Period: September 8, 2015 through November 15, 2016, Salary: \$15.30 per hour (grade 3, step 1).
 32. Kevin Scott, Position: Cook Manager, full-time (1.0 FTE), 11 month, school calendar position, Non-Competitive Civil Service, Probationary appointment, Effective: September 1, 2015, Probationary Period: September 1, 2015 through November 8, 2016, Salary: \$43,000.00 per year, prorated.
 33. Sue Woodvine, Position: Cook Manager, full-time (1.0 FTE), 10 month, school calendar position, Non-Competitive Civil Service, Probationary appointment, Effective: September 2, 2015, Probationary Period: September 2, 2015 through November 9, 2016, Salary: \$13.10 per hour.
 34. Katherine Romeo, Position: Teacher, Art, part-time (.80 FTE), 10 month, school calendar position, Certified, Non-Tenured appointment, Effective: September 8, 2015, Certification: Permanent, Art, September 1, 2007, Salary: \$54,592.00 per year, prorated (step 9 + Credit Hour Stipend + Degree Stipend + Certification Stipend + Special Education Stipend).
 35. Melissa Swan, Position: Teacher, Special Education, Consultant Teacher, full-time (1.0 FTE), 10 month, school calendar position, Probationary appointment, Effective: September 8, 2015, Tenure Area: Education of Children with Handicapping Conditions – General Special Education, Certification: Permanent, Special Education, September 1, 1996, Probationary Period:

- September 8, 2015 through September 7, 2019, Salary: \$57,056.00 per year, subject to change pending additional verification (step 10 + Credit Hour Stipend + Degree Stipend + Certification Stipend + Special Education Stipend).
36. Noah Blanchard, Position: Network Technology Specialist, full-time (1.0 FTE), 12 month position, Probationary appointment, Effective: August 31, 2015, Probationary Period: August 31, 2015 through August 30, 2016, Salary: \$36,500.00 per year, prorated.
 37. Melinda Gates, Position: Licensed Practical Nurse, full-time (1.0 FTE), 10 month, school calendar position, Probationary appointment, Effective: September 2, 2015, Probationary Period: September 2, 2015 through November 8, 2016, Salary: \$15.30 per hour (step 1).

M. Temporary Appointments

1. Lori Krelie, Position: Staff Development Coordinator, full-time (1.0 FTE), 12 month position, Temporary appointment, pending completion of certification requirements, Effective: August 17, 2015 through June 30, 2016, Certification: Not certified, School District Leader required, Salary: \$70,000.00 per year, prorated.
2. Kathleen Kressly, Position: Teacher, English to Speakers of Other Languages, full-time (1.0 FTE), 10 month, school calendar position, Temporary appointment, pending completion of certification requirements, Effective: September 8, 2015 through June 23, 2016, Certification: Not certified, English to Speakers of Other Languages required, Salary: \$41,923.00 per year (step 1).
3. Robert Stein, Position: Teacher, Special Education, full-time (1.0 FTE), 10 month, school calendar position, Temporary appointment, pending completion of certification requirements, Effective: September 8, 2015 through June 23, 2016, Certification: Not certified, Students with Disabilities (grades 1-6) and Students with Disabilities (grades 7-12) Generalist required, Salary: \$41,923.00 per year (step 1).
4. Abigail Surosky, Position: School Social Worker, full-time (1.0 FTE), 10 month, school calendar position, Temporary appointment, pending completion of certification requirements, Effective: September 8, 2015 through June 23, 2016, Certification: Not certified, School Social Worker and Licensed Master Social Work required, Salary: \$41,923.00 per year (step 1).
5. Molly Morgan, Position: Teaching Assistant, full-time (1.0 FTE), 10 month, school calendar position, Temporary appointment, pending completion of certification requirements, Effective: September 8, 2015 through June 23, 2016, Certification: Not certified, Teaching Assistant, Level 1 required, Salary: \$25,154.00 per year (step 1).
6. Kelly Rountree, Position: Teaching Assistant, full-time (1.0 FTE), 10 month, school calendar position, Temporary appointment, pending completion of certification requirements, Effective: September 8, 2015 through June 23, 2016, Certification: Not certified, Teaching Assistant, Level 1 required, Salary: \$25,154.00 per year (step 1).
7. Jonathan Stocum, Position: Teaching Assistant, full-time (1.0 FTE), 10 month, school calendar position, Temporary appointment, pending completion of certification requirements, Effective: September 8, 2015 through June 23, 2016, Certification: Not certified, Teaching Assistant, Level 1 required, Salary:

- \$25,154.00 per year (step 1).
8. Lia Apenowich, Position: Teaching Assistant, full-time (1.0 FTE), 10 month, school calendar position, Temporary appointment, pending completion of certification requirements, Effective: September 8, 2015 through June 23, 2016, Certification: Not certified, Teaching Assistant, Level 1 required, Salary: \$25,154.00 per year (step 1).
 9. Joni Makowiec, Position: Staff Development Coordinator, part-time, time-sheet basis, Temporary appointment, Effective: August 12, 2015 through September 7, 2015, Certification: Professional, School District Leader, February 1, 2014, Salary: \$35.00 per hour, time-sheet basis.
 10. Erica Siebert, Position: Staff Development Coordinator, part-time, time-sheet basis, Temporary appointment, Effective: August 12, 2015 through September 7, 2015, Certification: Professional, School District Leader, September 1, 2013, Salary: \$35.00 per hour, time-sheet basis.
 11. Ryan Kuhn, Position: Teacher, Special Education, full-time (1.0 FTE), 10 month, school calendar position, Temporary appointment, pending completion of certification requirements, Effective: September 8, 2015 through June 23, 2016, Certification: Not Certified, Special Education required, Salary: \$41,923.00 per year (step 1).
 12. Kathryne Witter, Position: Teacher, Special Education, full-time (1.0 FTE), 10 month, school calendar position, Temporary appointment, pending completion of certification requirements, Effective: September 8, 2015 through June 23, 2016, Certification: Not Certified, Special Education required, Salary: \$41,923.00 per year (step 1).
 13. Kathleen Kressly, Position: Teacher, English to Speakers of Other Languages, full-time (1.0 FTE), 10 month, school calendar position, Temporary appointment, pending completion of certification requirements, Effective: September 18, 2015 through June 23, 2016, Certification: Not Certified in ESOL, English to Speakers of Other Languages required, Salary: \$56,125.00 per year, prorated (step 10 + Credit Hour Stipend + Degree Stipend).
 14. Dominique Ciaffone, Position: Teacher, English to Speakers of Other Languages, full-time (1.0 FTE), 10 month, school calendar position, Temporary appointment, pending completion of certification requirements, Effective: September 2, 2015 through June 23, 2016, Certification: Not Certified, English to Speakers of Other Languages required, Salary: \$41,923.00 per year (step 1).
 15. Tina Blaser, Position: Teaching Assistant, full-time (1.0 FTE), 10 month, school calendar position, Temporary appointment, pending completion of certification requirements, Effective: September 8, 2015 through June 23, 2016, Certification: Not Certified, Level 1, Teaching Assistant required, Salary: \$25,154.00 per year (step 1).
 16. Carrie Robinson, Position: Teaching Assistant, full-time (1.0 FTE), 10 month, school calendar position, Temporary appointment, pending completion of certification requirements, Effective: September 8, 2015 through June 23, 2016, Certification: Not Certified, Level 1, Teaching Assistant required, Salary: \$25,154.00 per year (step 1).
 17. Stacy Klug, Position: Occupational Therapist, part-time (.3 FTE), 10 month, school calendar position, Temporary appointment, pending return of employee on leave, Effective: September 8, 2015 through January 8, 2016, Certification: Certificate of Registration, July 23, 2014, Occupational Therapy, Salary:

\$49,380.00 per year, prorated (step1 + Credit Hour Stipend + Certification Stipend + Special Education Stipend).

N. Disability Retirement, through the NYS Employee's Retirement System, not eligible for retirement benefits through GST BOCES

1. Pamela Stevens, Position: Senior Account Clerk, Effective: end of day July 31, 2015, Date of Hire: July 1, 2012 (Civil Service transfer from Corning CSD).

P. Report of Temporary and Substitute Personnel as attached.

Q. Change in Reorganizational Appointments, effective August 25, 2015 through June 30, 2016; no additional salary

1. Student Account and Activities/Central Treasurer.

- a. It is hereby resolved that the following staff member is appointed to the position of Central Treasurer for fiscal year 2015-2016.

Coopers Education Center: Central Treasurer: Susan Hamilton

2. Signatures on Checks.

- a. It is hereby resolved that authorization to sign checks for 2015-2016 fiscal year is given to the following listed personnel:

Student Activity Account.

Coopers Education Center: Susan Hamilton

CARRIED UNANIMOUSLY

7. PROGRAM

A. None.

8. BOARD PRESIDENT'S REPORT

A. Preferred educational future:

- STEM Academy.
- P-Tech status – grant awarded by October 2015.
- Common Core – BOCES' role in assisting districts, opt-out rates".

9. SUPERINTENDENT'S REPORT

16-038

Upon the motion of Lemmon, seconded by Apgar, it is resolved to approve Board Policy A:

A. Board Policy - #5490 – Student Policies – “Use of Physical Restraints in School” – as attached.

CARRIED UNANIMOUSLY

- B. **Board Policy - #9210 – Personnel & Negotiations** – “Insurance for Non-Unit Employees” (first reading) – as attached.
- C. **Board Policy - #9310 – Personnel & Negotiations** – “Attendance of Non-Unit1 Employees” (first reading) – as attached.
- D. **SED** update – none.

Other Items:

- Horseheads CSD – new Superintendent, Dr. Thomas Douglas, began on August 24, 2015.
- Bradford Superintendent search – interviewing August 31, 2015 & September 1, 2015.
- Board Retreat planning.
- Determine topics for 5:00-5:30 p.m. program presentations.
- Facilities – excellent summer work by staff.

EXECUTIVE SESSION

16-039

Upon the motion of Apgar, seconded by Bulkley, it is resolved to move to executive session at 6:20 p.m. to discuss five employment history matters concerning particular persons and one legal matter.

CARRIED UNANIMOUSLY

OPEN SESSION

16-040

Upon the motion of Apgar, seconded by Everett, it is resolved to move to open session at 6:45 p.m.

CARRIED UNANIMOUSLY

6. PERSONNEL - ADDENDA

16-041

Upon the recommendation of the District Superintendent, and on the motion of Bulkley, seconded by Apgar, it is resolved that the following personnel action is hereby taken:

O. Change to Administrative Title

1. **Cynthia Drake**, from Director of Special Education and Itinerant Services to Principal of Special Education, full-time (1.0 FTE), 12 month position, effective August 31, 2015, continuing in the Tenure Area of Principal of Special Education, tenured September 24, 2004, seniority date of September 24, 2001, Certification status Permanent, School District Administrator, effective September 1, 2003, no change in salary.

CARRIED UNANIMOUSLY

10. ADJOURNMENT

16-042

Upon the motion of Scott, seconded by Apgar, it is resolved to adjourn the meeting at 6:46 p.m.

CARRIED UNANIMOUSLY

Next Meetings

| Meeting | Date/Time | Location |
|----------------------|---------------------|---|
| NO MEETING | SEPTEMBER, 2015 | |
| Wildwood Campus Tour | 10/06/15, 4:00 p.m. | Wildwood Education Ctr., Bldg. 1 |
| Regular | 10/06/15, 5:30 p.m. | Wildwood Education Ctr., Bldg. 1, DL Room |

Respectfully Submitted,

dlh
August 26, 2015

Doretta L. Hughson
Board Clerk

**GREATER SOUTHERN TIER BOCES
TREASURER'S SUMMARY OF CASH BALANCES
07/31/15**

| <u>Account Name</u> | <u>Beginning Balance</u> | <u>Receipts for Month</u> | <u>Total Cash Available</u> | <u>Disbursements During Month</u> | <u>Cash Balance End of Month</u> |
|-----------------------------------|--------------------------|---------------------------|-----------------------------|-----------------------------------|----------------------------------|
| General Fund Ckg. - M&T | \$447,093.50 | \$6,195,096.19 | \$6,642,189.69 | \$7,354,216.82 | (\$712,027.13) |
| Federal Fund Ckg - Chase | \$94,339.59 | \$603,954.64 | \$698,294.23 | \$687,945.47 | \$10,348.76 |
| Capital Fund Ckg - Chase | \$158,912.43 | \$6.70 | \$158,919.13 | \$0.00 | \$158,919.13 |
| Dental Vision Acct - Chase | \$198,755.75 | \$1,168.49 | \$199,924.24 | \$39,513.73 | \$160,410.51 |
| Chase Premier Acct. | \$13,144,686.81 | \$3,226,650.69 | \$16,371,337.50 | \$5,895,370.20 | \$10,475,967.30 |
| GST Ad Ed Merchant | \$9,163.28 | \$11,001.55 | \$20,164.83 | \$1,804.50 | \$18,360.33 |
| Cprs Patron Svc - Chemung | \$494.94 | \$568.08 | \$1,063.02 | \$0.00 | \$1,063.02 |
| WW Patron Svc - Steuben | \$0.00 | \$179.00 | \$179.00 | \$0.00 | \$179.00 |
| GST Scholarship Funds M&T | \$679.74 | \$67.31 | \$747.05 | \$0.00 | \$747.05 |
| GST Scholarship Chase | \$52,883.34 | \$0.44 | \$52,883.78 | \$0.00 | \$52,883.78 |
| Clayton J. Tong Scholarship | \$5,480.10 | \$0.05 | \$5,480.15 | \$0.00 | \$5,480.15 |
| Clayton J Tong Scholarship Ckg | \$0.00 | \$0.00 | \$0.00 | \$0.00 | \$0.00 |
| Bethesda Foundation Scholarship | \$734.12 | \$0.02 | \$734.14 | \$0.00 | \$734.14 |
| Bancorp Bank | \$49,267.40 | \$34,993.03 | \$84,260.43 | \$38,003.38 | \$46,257.05 |
| Trust & Agency Ckg- M&T | \$540,309.76 | \$3,591,221.88 | \$4,131,531.64 | \$3,367,314.87 | \$764,216.77 |
| Five Star Flex Account | \$42,081.28 | \$50,588.38 | \$92,669.66 | \$60,735.94 | \$31,933.72 |
| Five Star Flex Money Market | \$1,195,826.12 | \$57,652.58 | \$1,253,478.70 | \$50,000.00 | \$1,203,478.70 |
| Five Star General IMM | \$96,428.37 | \$3.48 | \$96,431.85 | \$0.00 | \$96,431.85 |
| First Niagara-Escrow Elmira Hgts. | \$310.23 | \$0.00 | \$310.23 | \$0.00 | \$310.23 |
| First Niagara-Escrow Elmira | \$181,925.00 | \$0.00 | \$181,925.00 | \$69,265.00 | \$112,660.00 |

| | | | | | |
|------------------------|------------------------|------------------------|------------------------|------------------------|------------------------|
| SunTrust EPC | \$53,692.14 | \$11.03 | \$53,703.17 | \$0.00 | \$53,703.17 |
| Payroll Checking - M&T | \$9.23 | \$1,482,063.88 | \$1,482,073.11 | \$1,485,523.21 | (\$3,450.10) |
| TOTALS | \$16,273,073.13 | \$15,255,227.42 | \$31,528,300.55 | \$19,049,693.12 | \$12,478,607.43 |

M & T BANK
GST General Fund Account
Treasurer's Monthly Report
for the period
From July 1, 2015 to July 31, 2015

Total available balance as reported at the end of preceding period \$ 447,093.50

RECEIPTS DURING MONTH

(With breakdown of source including full amount of all short term loans)

| Date | Source | Amount | |
|------|-----------------------------------|-----------------|-----------------|
| | Deposits & Credits plus Interest | \$ 6,170,318.20 | |
| | Transfer(s) and wire(s) | \$ - | |
| | Void Checks | \$ 24,777.99 | |
| | | \$ - | |
| | Total Receipts | \$ 6,195,096.19 | |
| | Total Receipts, including balance | | \$ 6,642,189.69 |

DISBURSEMENTS MADE DURING MONTH By Check

From Check No. 70681 To Check No. 71262

| | | |
|---|---------------------|-----------------|
| By Debit Charge (Total amount of checks issued and debit charges) | \$ 4,493,482.64 | |
| Transfer(s) and Wire(s) | \$ - | |
| Payroll Wires | \$ 1,815,363.98 | |
| Transfer to T&A July Health Premium | \$ 1,045,370.20 | |
| (Total amount of checks issued and debits charged) | \$ 7,354,216.82 | |
| Total Cash Balance | | \$ (712,027.13) |

RECONCILIATION WITH BANK STATEMENT

| | | |
|--|-------------------|-----------------|
| Balance as given on bank statement, end of month | \$ 955,445.89 | |
| Less total of outstanding checks | \$ (1,667,473.02) | |
| Total available balance | \$ (712,027.13) | |
| (Must agree with Cash Balance above if there is a true reconciliation) | | \$ (712,027.13) |

Received by the Board of Education and entered as a part of the
Minutes of the Board meeting held October 6, 2015.

Doretta Hughson
CLERK OF BOARD OF EDUCATION

This is to certify that the above Cash
Balance is in agreement with my bank
statement, as reconciled.


TREASURER OF SCHOOL DISTRICT

GREATER SOUTHERN TIER BOCES

Budget Status Report As Of: 07/31/2015

Fiscal Year: 2016

Fund: A GENERAL FUND

| Budget Account | Description | Initial Budget | Adjustments | Current Budget | Year-to-Date Expenditures | Encumbrances Outstanding | Unencumbered Balance | Available Balance |
|----------------|--------------------------------|----------------|-------------|----------------|---------------------------|--------------------------|----------------------|-------------------|
| 001.000 | ADMINISTRATION | 377,006.00 | 0.00 | 377,006.00 | 0.00 | 0.00 | 377,006.00 | 377,006.00 |
| 001.010 | BOARD OF EDUCATION | 187,937.00 | 0.00 | 187,937.00 | 4,597.24 | 22,594.70 | 160,745.06 | 148,745.06 |
| 001.020 | DISTRICT SUPERINTENDENT | 302,821.00 | 0.00 | 302,821.00 | 16,687.24 | 219,944.60 | 66,189.16 | 65,319.16 |
| 001.030 | GENERAL COST OF ADMINISTRATION | 262,836.00 | 0.00 | 262,836.00 | 26,636.69 | 311,385.52 | -75,186.21 | -75,271.21 |
| 001.040 | CENTRAL SUPPORT | 1,802,612.00 | 0.00 | 1,802,612.00 | 166,089.86 | 1,198,971.00 | 437,551.14 | 436,171.30 |
| 001.050 | OTHER: CENTRAL ADMINISTRATION | 3,339,135.00 | 0.00 | 3,339,135.00 | 0.00 | 0.00 | 3,339,135.00 | 3,339,135.00 |
| 001.060 | INTEREST ON INDEBTEDNESS | 800,000.00 | 0.00 | 800,000.00 | 0.00 | 0.00 | 800,000.00 | 800,000.00 |
| 001.070 | OTHER: SIC K AND VACATION | 0.00 | 0.00 | 0.00 | 34,073.50 | 0.00 | -34,073.50 | -34,073.50 |
| 002.000 | RENTAL OF FACILITIES | 751,615.00 | 0.00 | 751,615.00 | 0.00 | 0.00 | 751,615.00 | 751,615.00 |
| 002.010 | TRANSFER TO CAPITAL FUND | 1,400,000.00 | 0.00 | 1,400,000.00 | 0.00 | 0.00 | 1,400,000.00 | 1,400,000.00 |
| 002.020 | DEBT SERVICE - EPC | 702,152.00 | 0.00 | 702,152.00 | 0.00 | 0.00 | 702,152.00 | 702,152.00 |
| 101.000 | CAREER AND TECHNICAL EDUCATION | 7,239.00 | 0.00 | 7,239.00 | 0.00 | 0.00 | 7,239.00 | 7,239.00 |
| 101.100 | CTE-CPRS CAMPUS | 5,367,059.00 | 0.00 | 5,367,059.00 | 26,086.92 | 1,198,963.80 | 4,142,008.28 | 4,141,050.00 |
| 101.104 | CTE-CPRS-COMPUTER PROGRAMMING | 127,374.00 | 0.00 | 127,374.00 | 0.00 | 99,780.67 | 27,593.33 | 27,593.33 |
| 101.106 | CTE-CPRS-AUTO BODY | 117,992.00 | 0.00 | 117,992.00 | 0.00 | 94,739.16 | 23,252.84 | 23,252.84 |
| 101.107 | CTE-CPRS-AUTO MECHANICS | 95,474.00 | 0.00 | 95,474.00 | 0.00 | 91,656.33 | 3,817.67 | 3,817.67 |
| 101.110 | CTE-CPRS-AGRICULTURE | 243,942.00 | 0.00 | 243,942.00 | 0.00 | 193,177.00 | 50,765.00 | 49,921.00 |
| 101.113 | CTE-CPRS-GRAPHIC COMM | 118,499.00 | 0.00 | 118,499.00 | 0.00 | 98,623.24 | 19,875.76 | 19,875.76 |
| 101.115 | CTE-CPRS-COSMETOLOGY | 106,454.00 | 0.00 | 106,454.00 | 0.00 | 76,443.08 | 30,010.92 | 24,358.56 |
| 101.120 | CTE-CPRS-HEALTH TECH | 108,649.00 | 0.00 | 108,649.00 | 862.39 | 70,441.52 | 37,345.09 | 37,345.09 |
| 101.121 | CTE-CPRS- ED SUPPT PE SVC | 5,360.00 | 0.00 | 5,360.00 | 0.00 | 1,589.57 | 3,770.43 | 3,770.43 |
| 101.145 | CTE-CPRS-CONSTRUCTION TRADES | 118,023.00 | 0.00 | 118,023.00 | 0.00 | 96,739.16 | 21,283.84 | 20,283.84 |
| 101.155 | CTE-CPRS-MACHINE SHOP | 83,410.00 | 0.00 | 83,410.00 | 0.00 | 59,141.51 | 24,268.49 | 23,996.85 |
| 101.166 | CTE-CPRS-NEW VISION HLTH | 55,254.00 | 0.00 | 55,254.00 | 0.00 | 39,611.41 | 15,642.59 | 15,642.59 |
| 101.170 | CTE-CPRS-ICM | 102,685.00 | 0.00 | 102,685.00 | 0.00 | 81,750.35 | 20,934.65 | 19,934.65 |
| 101.190 | CTE-CPRS-CULINARY ARTS | 117,499.00 | 0.00 | 117,499.00 | 0.00 | 64,107.50 | 53,391.50 | 53,391.50 |
| 101.193 | CTE-CPRS-LAW ENFORCEMENT | 105,098.00 | 0.00 | 105,098.00 | 0.00 | 89,983.11 | 15,114.89 | 14,293.89 |
| 101.194 | CTE-CPRS-NEW VISION ENGNG | 54,144.00 | 0.00 | 54,144.00 | 0.00 | 0.00 | 54,144.00 | 54,144.00 |
| 101.200 | CTE - BUSH CAMPUS | 469,006.00 | 0.00 | 469,006.00 | 13,947.23 | 228,283.36 | 226,775.41 | 222,893.84 |
| 101.201 | CTE - BUSH - ED SUPPORT SVC | 1,903,056.00 | 0.00 | 1,903,056.00 | 36,700.28 | 1,306,098.54 | 560,257.18 | 560,257.18 |
| 101.202 | CTE - BUSH - CONSERVATION | 336,236.00 | 0.00 | 336,236.00 | 0.00 | 179,451.14 | 156,784.86 | 24,067.86 |
| 101.204 | CTE - BUSH - COMP PRG | 64,084.00 | 0.00 | 64,084.00 | 0.00 | 0.00 | 64,084.00 | 64,084.00 |
| 101.205 | CTE - BUSH - CHILD CARE | 110,196.00 | 0.00 | 110,196.00 | 0.00 | 79,505.59 | 30,690.41 | 30,690.41 |
| 101.206 | CTE - BUSH - AUTO BODY REPAIR | 133,482.00 | 0.00 | 133,482.00 | 799.20 | 103,472.59 | 29,210.21 | 17,835.21 |
| 101.207 | CTE - BUSH - AUTO MECHANICS | 263,466.00 | 0.00 | 263,466.00 | 51.70 | 217,054.62 | 46,359.68 | 46,359.68 |
| 101.208 | CTE - BUSH - DIESEL MECHANICS | 100,240.00 | 0.00 | 100,240.00 | 0.00 | 77,766.51 | 22,473.49 | 22,473.49 |
| 101.209 | CTE - BUSH - COMMUNICATIONS | 80,400.00 | 0.00 | 80,400.00 | 0.00 | 69,492.61 | 10,907.39 | 10,348.16 |
| 101.210 | CTE - BUSH - CARPENTRY | 232,808.00 | 0.00 | 232,808.00 | 0.00 | 176,280.99 | 56,527.01 | 54,473.40 |
| 101.211 | CTE - BUSH - GRAPHICS | 132,380.00 | 0.00 | 132,380.00 | 0.00 | 95,702.25 | 36,677.75 | 35,696.89 |

GREATER SOUTHERN TIER BOCES

Budget Status Report As Of: 07/31/2015

Fiscal Year: 2016

Fund: A GENERAL FUND

| Budget Account | Description | Initial Budget | Adjustments | Current Budget | Year-to-Date Expenditures | Encumbrances Outstanding | Unencumbered Balance | Available Balance |
|--|-------------|----------------|-------------|----------------|---------------------------|--------------------------|----------------------|-------------------|
| 101.213 CTE - BUSH - WELDING | | 117,777.00 | 0.00 | 117,777.00 | 0.00 | 78,409.33 | 39,367.67 | 39,367.67 |
| 101.214 CTE - BUSH - WORK EXPERIENCE | | 304,223.00 | 0.00 | 304,223.00 | 0.00 | 159,452.93 | 144,770.07 | 144,494.23 |
| 101.215 CTE - BUSH - COSMETOLOGY | | 221,844.00 | 0.00 | 221,844.00 | 4,115.08 | 160,381.67 | 57,347.25 | 56,314.75 |
| 101.216 CTE - BUSH - CHEF/COOK | | 109,761.00 | 0.00 | 109,761.00 | 0.00 | 82,121.87 | 27,639.13 | 27,366.13 |
| 101.217 CTE - BUSH - PRE-VOCATIONAL | | 192,996.00 | 0.00 | 192,996.00 | 0.00 | 158,181.82 | 34,814.18 | 32,583.13 |
| 101.218 CTE - BUSH - LAW ENFORCEMENT | | 112,584.00 | 0.00 | 112,584.00 | 0.00 | 91,027.41 | 21,556.59 | 21,556.59 |
| 101.219 CTE - BUSH - FASHION MERCHANDISING | | 100,229.00 | 0.00 | 100,229.00 | 171.95 | 74,672.30 | 25,384.75 | 25,384.75 |
| 101.220 CTE - BUSH - NURSE ASSISTING | | 242,109.00 | 0.00 | 242,109.00 | 0.00 | 87,611.81 | 154,497.19 | 154,497.19 |
| 101.221 CTE - BUSH - DENTAL ASSISTING | | 97,481.00 | 0.00 | 97,481.00 | 0.00 | 73,050.34 | 24,430.66 | 13,225.09 |
| 101.222 CTE - BUSH - AUTO MECHANICS 2 | | 0.00 | 0.00 | 0.00 | 0.00 | 18,000.00 | -18,000.00 | -18,000.00 |
| 101.223 CTE - BUSH - CARPENTRY 2 | | 0.00 | 0.00 | 0.00 | 0.00 | 5,000.00 | -5,000.00 | -5,000.00 |
| 101.227 CTE - BUSH - ANIMAL SCIENCE | | 98,024.00 | 0.00 | 98,024.00 | 642.70 | 63,150.69 | 34,230.61 | 34,230.61 |
| 101.300 CTE-WW CAMPUS | | 1,780,454.00 | 0.00 | 1,780,454.00 | 22,103.69 | 1,006,028.76 | 752,321.55 | 752,051.55 |
| 101.304 CTE-WW-COMPUTER PROGRAMMING | | 138,068.00 | 0.00 | 138,068.00 | 0.00 | 101,605.38 | 36,462.62 | 36,462.62 |
| 101.306 CTE-WW-AUTO BODY | | 141,837.00 | 0.00 | 141,837.00 | 0.00 | 108,314.02 | 33,522.98 | 32,503.82 |
| 101.307 CTE-WW-AUTO TECH | | 141,516.00 | 0.00 | 141,516.00 | 235.37 | 108,498.61 | 32,782.02 | 32,782.02 |
| 101.314 CTE-WW-VISUAL COMMUNICATIONS | | 139,758.00 | 0.00 | 139,758.00 | 412.26 | 110,024.52 | 29,321.22 | 29,321.22 |
| 101.315 CTE-WW-COSMETOLOGY | | 138,611.00 | 0.00 | 138,611.00 | 3,883.68 | 103,731.76 | 30,995.56 | 30,695.56 |
| 101.318 CTE-WW-CRIMINAL JUSTICE | | 109,564.00 | 0.00 | 109,564.00 | 0.00 | 95,691.88 | 13,872.12 | 13,786.13 |
| 101.320 CTE-WW-HEALTH OCCUPATIONS | | 91,393.00 | 0.00 | 91,393.00 | 0.00 | 66,654.43 | 24,738.57 | 24,738.57 |
| 101.321 CTE-WW- ED SUPPT PE SVC | | 45,030.00 | 0.00 | 45,030.00 | 0.00 | 22,335.43 | 22,694.57 | 22,694.57 |
| 101.335 CTE-WW-BUILDING TRADES | | 115,273.00 | 0.00 | 115,273.00 | 0.00 | 88,173.96 | 27,099.04 | 26,949.04 |
| 101.346 CTE-WW-HEAVY EQUIPMENT | | 117,380.00 | 0.00 | 117,380.00 | 470.47 | 83,289.72 | 33,619.81 | 33,619.81 |
| 101.370 CTE-WW-ICM | | 117,596.00 | 0.00 | 117,596.00 | 0.00 | 102,753.46 | 14,842.54 | 14,842.54 |
| 101.380 CTE-WW-NEW VISION HLTH | | 93,667.00 | 0.00 | 93,667.00 | 82.50 | 77,420.00 | 16,164.50 | 16,164.50 |
| 101.390 CTE-WW-CULINARY ARTS | | 126,562.00 | 0.00 | 126,562.00 | 0.00 | 79,153.35 | 47,408.65 | 46,908.65 |
| 203.220 S/P 1:12:1-ACADEMIC DELAY | | 913,012.00 | 0.00 | 913,012.00 | 3,724.02 | 572,837.47 | 336,450.51 | 335,150.51 |
| 205.000 S/P 1:15-ELSMERE | | 1,030,894.00 | 0.00 | 1,030,894.00 | 3,354.18 | 404,790.95 | 622,748.87 | 622,221.87 |
| 209.000 S/P 1:8:1 | | 6,692,890.00 | 0.00 | 6,692,890.00 | 19,092.81 | 3,146,821.88 | 3,526,975.31 | 3,524,431.96 |
| 216.000 S/P 1:6:1-EPC | | 1,729,256.00 | 0.00 | 1,729,256.00 | 6,522.34 | 805,822.73 | 916,910.93 | 915,883.93 |
| 216.214 S/P 1:6:1-ED HOST SITES | | 2,294,894.00 | 0.00 | 2,294,894.00 | 12,691.23 | 1,289,330.41 | 992,872.36 | 991,954.86 |
| 216.217 S/P 1:6:1-AUTISM | | 3,659,460.00 | 0.00 | 3,659,460.00 | 9,953.72 | 1,252,692.29 | 2,396,813.99 | 2,396,101.49 |
| 216.219 S/P 1:6:1-MULTIPLY DISABLED | | 3,270,636.00 | 0.00 | 3,270,636.00 | 9,337.14 | 1,036,165.42 | 2,225,133.44 | 2,224,068.44 |
| 216.224 S/P 1:6:1-DAY TREATMENT | | 0.00 | 0.00 | 0.00 | 0.00 | 0.00 | 0.00 | -15.00 |
| 218.499 STAFFING 1:12:3 W/ CATT-ALLE | | 17,959.00 | 0.00 | 17,959.00 | 0.00 | 0.00 | 17,959.00 | 17,959.00 |
| 250.499 STAFFING 1:6:1 W/ CATT-ALLE | | 250,306.00 | 0.00 | 250,306.00 | 0.00 | 0.00 | 250,306.00 | 250,306.00 |
| 251.493 STAFFING 1:6:1 W/ GV BOCES | | 187,444.00 | 0.00 | 187,444.00 | 0.00 | 0.00 | 187,444.00 | 187,444.00 |
| 301.000 ITINERANT MUSIC | | 137,186.00 | 0.00 | 137,186.00 | 170.94 | 106,192.17 | 30,822.89 | 29,922.89 |
| 303.000 ITINERANT ART | | 95,903.00 | 0.00 | 95,903.00 | 170.99 | 65,307.82 | 30,424.19 | 29,149.19 |

GREATER SOUTHERN TIER BOCES

Budget Status Report As Of: 07/31/2015

Fiscal Year: 2016

Fund: A GENERAL FUND

| Budget Account | Description | Initial Budget | Adjustments | Current Budget | Year-to-Date Expenditures | Encumbrances Outstanding | Unencumbered Balance | Available Balance |
|----------------|-------------------------------------|----------------|-------------|----------------|---------------------------|--------------------------|----------------------|-------------------|
| 304.000 | ITINERANT VISUALLY IMPAIRED | 199,921.00 | 0.00 | 199,921.00 | 85.49 | 64,481.90 | 135,353.61 | 130,093.61 |
| 304.001 | ITINERANT VIS IMP BRAILLER PREP | 53,428.00 | 0.00 | 53,428.00 | 85.49 | 16,699.08 | 36,643.43 | 36,643.43 |
| 305.000 | ITINERANT PHYSICAL THERAPY | 352,310.00 | 0.00 | 352,310.00 | 512.99 | 273,705.04 | 78,091.97 | 78,091.97 |
| 307.000 | ITINERANT-ENGLISH SECOND LANGUAGE | 412,565.00 | 0.00 | 412,565.00 | 342.00 | 137,963.91 | 274,259.09 | 268,809.09 |
| 308.000 | ITINERANT PHYSICAL EDUCATION | 16,334.00 | 0.00 | 16,334.00 | 70.81 | 885.83 | 15,377.36 | 15,377.36 |
| 309.000 | ITINERANT SPEECH IMPROVEMENT | 447,925.00 | 0.00 | 447,925.00 | 512.99 | 304,142.76 | 143,269.25 | 143,269.25 |
| 310.000 | ITINERANT SPEECH IMPAIRED | 412,084.00 | 0.00 | 412,084.00 | 512.99 | 249,095.93 | 162,475.08 | 162,475.08 |
| 311.692 | CHINESE W/ ONEIDA HERKIMER MAD BOCE | 27,000.00 | 0.00 | 27,000.00 | 0.00 | 0.00 | 27,000.00 | 27,000.00 |
| 312.000 | ITINERANT SCHOOL PSYCHOLOGIST | 323,908.00 | 0.00 | 323,908.00 | 309.32 | 233,969.14 | 89,629.54 | 89,629.54 |
| 313.000 | ITINERANT INTERP FOR DEAF | 298,216.00 | 0.00 | 298,216.00 | 427.49 | 244,561.56 | 53,226.95 | 53,226.95 |
| 316.000 | ITINERANT HOME AND CAREERS | 78,480.00 | 0.00 | 78,480.00 | 85.49 | 58,496.24 | 19,898.27 | 19,898.27 |
| 318.000 | GENERAL SUPERVISION/COORDINATION | 184,168.00 | 0.00 | 184,168.00 | 436.36 | 6,714.55 | 177,017.09 | 177,017.09 |
| 320.000 | SUPERVISOR,SPECIAL EDUCATION PROGRA | 20,084.00 | 0.00 | 20,084.00 | 705.58 | 0.00 | 19,378.42 | 19,378.42 |
| 324.000 | ITINERANT OCCUPATIONAL THERAPY | 616,756.00 | 0.00 | 616,756.00 | 512.99 | 421,032.01 | 195,211.00 | 194,831.00 |
| 326.000 | ITINERANT HARD OF HEARING | 240,897.00 | 0.00 | 240,897.00 | 256.48 | 145,879.01 | 94,761.51 | 94,452.76 |
| 327.000 | ITINERANT TEACHER OF THE DEAF | 111,643.00 | 0.00 | 111,643.00 | 256.48 | 89,401.45 | 21,985.07 | 21,643.82 |
| 328.693 | INTERNAL AUDITOR WTST BOCES | 67,223.00 | 0.00 | 67,223.00 | 0.00 | 0.00 | 67,223.00 | 67,223.00 |
| 329.499 | BUSINESS MANAGER W/ CATT-ALL BOCES | 23,548.00 | 0.00 | 23,548.00 | 0.00 | 0.00 | 23,548.00 | 23,548.00 |
| 330.000 | ITINERANT NURSE/NURSE TEACHER | 62,360.00 | 0.00 | 62,360.00 | 256.48 | 55,634.47 | 6,469.05 | 6,469.05 |
| 331.000 | ITINERANT CONSULTANT TEACHER | 630,884.00 | 0.00 | 630,884.00 | 141.60 | 356,594.36 | 274,148.04 | 273,888.04 |
| 332.000 | ITINERANT SCHOOL SOCIAL WORKER | 66,582.00 | 0.00 | 66,582.00 | 74.02 | 49,994.97 | 16,513.01 | 16,513.01 |
| 334.499 | ITINERANT VISUALLY IMPAIRED | 7,216.00 | 0.00 | 7,216.00 | 0.00 | 0.00 | 7,216.00 | 7,216.00 |
| 335.698 | ITIN DIAG SVS W/PUT-WEST | 7,445.00 | 0.00 | 7,445.00 | 0.00 | 0.00 | 7,445.00 | 7,445.00 |
| 336.494 | ITIN INTERP FOR DEAF W/MONROE #1 | 28,209.00 | 0.00 | 28,209.00 | 0.00 | 0.00 | 28,209.00 | 28,209.00 |
| 344.495 | OCCUPATIONAL THERAPY W/ WFL BOCES | 656.00 | 0.00 | 656.00 | 0.00 | 0.00 | 656.00 | 656.00 |
| 401.000 | ARTS IN ED(BASE) | 59,752.00 | 0.00 | 59,752.00 | 554.29 | 6,928.84 | 52,268.87 | 52,268.87 |
| 401.001 | ARTS IN ED-DIST SPEC | 303,338.00 | 0.00 | 303,338.00 | 0.00 | 0.00 | 303,338.00 | 303,338.00 |
| 401.002 | ARTS IN ED-CHEMUNG RIVER | 18,400.00 | 0.00 | 18,400.00 | 0.00 | 0.00 | 18,400.00 | 18,400.00 |
| 402.000 | EQUIV ATT ED/GED - BUSH | 0.00 | 0.00 | 0.00 | 374.44 | 4,695.75 | -5,070.19 | -5,070.19 |
| 403.001 | ALT ED - AD BASED LRNG (ABL) | 104,793.00 | 0.00 | 104,793.00 | 707.21 | 23,961.11 | 80,124.68 | 80,124.68 |
| 403.003 | ALT ED - SECONDARY(MODEL A) | 1,669,666.00 | 0.00 | 1,669,666.00 | 6,509.26 | 1,000,750.24 | 662,406.50 | 662,306.52 |
| 403.004 | ALT ED - MIDDLE SCHOOL-HORNELL | 198,948.00 | 0.00 | 198,948.00 | 0.00 | 114,920.32 | 84,027.68 | 84,027.68 |
| 403.005 | ALT ED - MIDDLE SCHOOL COOPERS | 440,864.00 | 0.00 | 440,864.00 | 0.00 | 115,804.71 | 325,059.29 | 325,059.29 |
| 409.000 | ACADEMIC PRGS-DETENTION | 116,880.00 | 0.00 | 116,880.00 | 0.00 | 85,240.20 | 31,639.80 | 31,639.80 |
| 412.000 | ADV PLCMT-ACE | 53,321.00 | 0.00 | 53,321.00 | 116.59 | 15,006.75 | 38,197.66 | 38,197.66 |
| 415.000 | SUMMER SCHOOL-SECONDARY | 762,100.00 | 0.00 | 762,100.00 | 172,113.41 | 63,385.70 | 526,600.89 | 526,600.89 |
| 421.594 | ACADMIC PRGS SPEC FACLTY W/OCM | 0.00 | 0.00 | 0.00 | 0.00 | 0.00 | 0.00 | -500.00 |
| 426.000 | EXPL ENRICHMNT-STEM ACTIVITIES | 19,483.00 | 0.00 | 19,483.00 | 554.29 | 6,928.84 | 11,999.87 | 11,999.87 |
| 426.001 | EXPL ENRICHMNT-DISTRICT SPECIFIC | 110,405.00 | 0.00 | 110,405.00 | 0.00 | 0.00 | 110,405.00 | 110,405.00 |

GREATER SOUTHERN TIER BOCES

Budget Status Report As Of: 07/31/2015

Fiscal Year: 2016

Fund: A GENERAL FUND

| Budget Account | Description | Initial Budget | Adjustments | Current Budget | Year-to-Date Expenditures | Encumbrances Outstanding | Unencumbered Balance | Available Balance |
|----------------|-------------------------------------|----------------|-------------|----------------|---------------------------|--------------------------|----------------------|-------------------|
| 427.599 | EXPL ENRICHMNT W/BROOME BOCES | 14,746.00 | 0.00 | 14,746.00 | 0.00 | 0.00 | 14,746.00 | 14,746.00 |
| 430.000 | DISTANCE LEARNING BASE-COORD | 104,953.00 | 0.00 | 104,953.00 | 4,740.79 | 88,862.87 | 11,349.34 | 11,349.34 |
| 430.001 | DISTANCE LEARNING DIST SPEC | 44,875.00 | 0.00 | 44,875.00 | 0.00 | 0.00 | 44,875.00 | 44,875.00 |
| 430.002 | VIRTUAL WORLD PROJECT | 61,524.00 | 0.00 | 61,524.00 | 2,335.05 | 29,265.51 | 29,923.44 | 29,923.44 |
| 430.003 | VIRTUAL WORLD PROJ-SCI FAIR STIPEND | 18,500.00 | 0.00 | 18,500.00 | 0.00 | 0.00 | 18,500.00 | 18,500.00 |
| 430.006 | VIRTUAL WORLD PROJ-RIVER CITY | 1,300.00 | 0.00 | 1,300.00 | 0.00 | 0.00 | 1,300.00 | 1,300.00 |
| 430.007 | DL-ADVANCED ACADEMICS BASE | 99,092.00 | 0.00 | 99,092.00 | 5,221.42 | 65,472.11 | 28,398.47 | 28,398.47 |
| 430.008 | DL-ADVANCED ACADEMICS DIST SPEC | 246,280.00 | 0.00 | 246,280.00 | 0.00 | 0.00 | 246,280.00 | 147,480.00 |
| 432.495 | DISTANCE LEARNING W/WFL BOCES | 2,103.00 | 0.00 | 2,103.00 | 0.00 | 0.00 | 2,103.00 | 2,103.00 |
| 433.496 | DISTANCE LEARNING W/MON 2 BOCES | 4,340.00 | 0.00 | 4,340.00 | 0.00 | 0.00 | 4,340.00 | 4,340.00 |
| 438.594 | DISTANCE LEARNING W/OCM BOCES | 56,772.00 | 0.00 | 56,772.00 | 0.00 | 0.00 | 56,772.00 | 0.00 |
| 439.499 | EXPL ENRICHMNT W/CAEW BOCES | 1,272.00 | 0.00 | 1,272.00 | 0.00 | 0.00 | 1,272.00 | 1,272.00 |
| 440.493 | SUMMER SCHOOL W/ GV BOCES | 2,117.00 | 0.00 | 2,117.00 | 0.00 | 0.00 | 2,117.00 | 2,117.00 |
| 502.000 | EDUCATIONAL TELEVISION | 0.00 | 0.00 | 0.00 | 2,515.90 | 31,448.68 | -33,964.58 | -33,964.58 |
| 505.494 | ED COMM-MUSIC LIB-MONROE #1 BOCES | 1,992.00 | 0.00 | 1,992.00 | 0.00 | 0.00 | 1,992.00 | 1,992.00 |
| 506.000 | CURRICULUM DEVELOPMENT | 876,943.00 | 0.00 | 876,943.00 | 35,351.96 | 522,620.16 | 318,970.88 | 318,222.88 |
| 506.001 | CURRICULUM DEVELOPMENT-STIPENDS | 71,200.00 | 0.00 | 71,200.00 | 1,529.78 | 0.00 | 69,670.22 | 69,670.22 |
| 506.002 | CURRICULUM DEVELOPMENT-SUBS | 75,200.00 | 0.00 | 75,200.00 | 0.00 | 0.00 | 75,200.00 | 75,200.00 |
| 507.000 | INTER SCHLSTIC SPORTS COORD-V | 9,624.00 | 0.00 | 9,624.00 | 0.00 | 5,775.68 | 3,848.32 | 3,848.32 |
| 508.000 | LIBRARY SERVICE/MEDIA (BASE) | 82,908.00 | 0.00 | 82,908.00 | 4,007.22 | 49,890.47 | 29,010.31 | 29,010.31 |
| 508.001 | LIBRY SVC-DATABASES | 162,242.00 | 0.00 | 162,242.00 | 45,872.38 | 94,520.60 | 21,849.02 | 21,849.02 |
| 508.002 | LIBRY SVC-COOPERATIVE COLLECTION DV | 85,907.00 | 0.00 | 85,907.00 | 0.00 | 17,652.15 | 68,254.85 | 68,254.85 |
| 511.000 | PRINTING | 847,380.00 | 0.00 | 847,380.00 | 81,078.88 | 641,835.45 | 124,465.67 | 123,097.67 |
| 511.005 | PRINTING - COURIER | 210,334.00 | 0.00 | 210,334.00 | 5,301.09 | 27,097.10 | 177,935.81 | 177,935.81 |
| 512.000 | COMP SVC-CAILAN | 771,724.00 | 0.00 | 771,724.00 | 38,783.11 | 487,587.34 | 245,353.55 | 245,353.55 |
| 512.001 | COMP SVC-CAILAN DIST SPEC | 1,688,689.00 | 0.00 | 1,688,689.00 | 97,376.98 | 290,439.97 | 1,300,872.05 | 1,294,244.76 |
| 513.000 | LIBRARY AUTOMATION (BASE) | 211,835.00 | 0.00 | 211,835.00 | 5,702.19 | 69,069.19 | 137,063.62 | 137,063.62 |
| 513.001 | LIBRARY AUTOMATION-DIST SPECIFIC | 11,045.00 | 0.00 | 11,045.00 | 7,131.00 | 0.00 | 3,914.00 | 3,914.00 |
| 513.002 | LIBRARY AUTOMATION-MANDARIN | 42,840.00 | 0.00 | 42,840.00 | 42,160.00 | 0.00 | 680.00 | 680.00 |
| 513.003 | LIBRARY AUTOMATION-ALEXANDRIA | 2,397.00 | 0.00 | 2,397.00 | 2,397.00 | 0.00 | 0.00 | 0.00 |
| 514.000 | EXTRA CURR COORD ACADEMIC ALL STARS | 12,765.00 | 0.00 | 12,765.00 | 0.00 | 10,974.25 | 1,790.75 | 1,790.75 |
| 516.000 | PLANNING/INSTR-GRANT WRITING | 962,276.00 | 0.00 | 962,276.00 | 42,868.89 | 546,390.63 | 373,016.48 | 373,016.48 |
| 517.000 | COORD, OTHER-CENTRAL | 32,250.00 | 0.00 | 32,250.00 | 2,556.50 | 52,473.53 | -22,780.03 | -124,255.03 |
| 518.000 | COORDINATOR OF HOME INSTRUCTION | 57,319.00 | 0.00 | 57,319.00 | 2,795.64 | 22,185.78 | 32,337.58 | 32,337.58 |
| 520.000 | COMPREHENSIVE SUPPORT SERVICES | 67,464.00 | 0.00 | 67,464.00 | 74.02 | 38,780.43 | 28,609.55 | 28,609.55 |
| 522.000 | EQUIPMENT REPAIR-AV | 70,520.00 | 0.00 | 70,520.00 | 5,350.11 | 68,054.64 | -2,884.75 | -2,884.75 |
| 522.001 | EQUIPMENT REPAIR-MICRO | 271,052.00 | 0.00 | 271,052.00 | 12,889.75 | 162,902.63 | 95,259.62 | 95,259.62 |
| 523.493 | INTER-SCHOL COOR-W/ GV BOCES | 5,790.00 | 0.00 | 5,790.00 | 0.00 | 0.00 | 5,790.00 | 5,790.00 |
| 525.000 | STAFF DVLPMNT-CURR MENTOR-BASE | 573,860.00 | 0.00 | 573,860.00 | 7,073.74 | 424,915.50 | 141,870.76 | 141,870.76 |

GREATER SOUTHERN TIER BOCES

Budget Status Report As Of: 07/31/2015

Fiscal Year: 2016

Fund: A GENERAL FUND

| Budget Account | Description | Initial Budget | Adjustments | Current Budget | Year-to-Date Expenditures | Encumbrances Outstanding | Unencumbered Balance | Available Balance |
|----------------|--------------------------------------|----------------|-------------|----------------|---------------------------|--------------------------|----------------------|-------------------|
| 525.001 | STAFF DVLPMNT-CURR MENTOR-SUBS | 71,970.00 | 0.00 | 71,970.00 | 0.00 | 0.00 | 71,970.00 | 71,970.00 |
| 525.002 | STAFF DVLPMNT-CURR MENTOR-SUMMER | 29,437.00 | 0.00 | 29,437.00 | 261.83 | 3,278.72 | 25,896.45 | 25,896.45 |
| 525.003 | STF DVLPMNT-CURR MNTR-SUMMER STIPND | 60,920.00 | 0.00 | 60,920.00 | 0.00 | 0.00 | 60,920.00 | 60,920.00 |
| 525.004 | STAFF DVLPMNT-STEM MENTORS | 989,910.00 | 0.00 | 989,910.00 | 12,865.22 | 678,728.07 | 298,316.71 | 297,666.71 |
| 525.006 | STAFF DVLPMNT-STEM SUBS | 120,968.00 | 0.00 | 120,968.00 | 0.00 | 0.00 | 120,968.00 | 120,968.00 |
| 525.007 | STAFF DVLPMNT-STEM STIPENDS | 500.00 | 0.00 | 500.00 | 0.00 | 0.00 | 500.00 | 500.00 |
| 525.008 | STAFF DVLPMNT-STEM EVALS | 43,200.00 | 0.00 | 43,200.00 | 0.00 | 0.00 | 43,200.00 | 43,200.00 |
| 526.691 | INTER-SCHOL COOR-DCMO | 28,693.00 | 0.00 | 28,693.00 | 0.00 | 0.00 | 28,693.00 | 28,693.00 |
| 527.000 | INSTR MAT DEVEL-ELEM SCIENCE | 232,756.00 | 0.00 | 232,756.00 | 12,794.90 | 154,173.62 | 65,787.48 | 65,787.48 |
| 527.001 | DISCRETIONARY-ELEM SCIENCE | 462,961.00 | 0.00 | 462,961.00 | 0.00 | 139,873.39 | 323,087.61 | 321,687.61 |
| 527.002 | INSTR MAT DEVEL-SCI DISCOVERY CTR | 4,322.00 | 0.00 | 4,322.00 | 213.57 | 2,675.98 | 1,432.45 | 1,432.45 |
| 527.003 | SCI DISCOVERY CTR-DIST SPEC | 43,213.00 | 0.00 | 43,213.00 | 0.00 | 0.00 | 43,213.00 | 43,213.00 |
| 528.000 | IND-ED ACT COOR-CDC | 372,434.00 | 0.00 | 372,434.00 | 6,060.03 | 205,407.86 | 160,966.11 | 160,966.11 |
| 528.002 | IND-ED ACT COOR-CDC INTERNSHIPS | 35,005.00 | 0.00 | 35,005.00 | 0.00 | 18,556.91 | 16,448.09 | 16,448.09 |
| 528.005 | IND-ED ACT COOR-CDC YOUTH LEADERSHIP | 6,750.00 | 0.00 | 6,750.00 | 292.27 | 1,448.29 | 5,009.44 | 5,009.44 |
| 528.008 | IND-ED ACT COOR-CDC ADDL CAREER SV | 101,822.00 | 0.00 | 101,822.00 | 263.90 | 37,973.21 | 63,584.89 | 63,584.89 |
| 535.499 | Equipment Repair XC | 8,199.00 | 0.00 | 8,199.00 | 0.00 | 0.00 | 8,199.00 | 8,199.00 |
| 536.000 | MODEL SCHOOLS-BASE | 78,111.00 | 0.00 | 78,111.00 | 2,962.07 | 37,078.95 | 38,069.98 | 38,069.98 |
| 536.001 | MODEL SCHOOLS-DIST SPEC | 24,043.00 | 0.00 | 24,043.00 | 127.48 | 0.00 | 23,915.52 | 23,915.52 |
| 537.000 | SCH CURR-BASE | 215,921.00 | 0.00 | 215,921.00 | 5,236.82 | 78,576.00 | 132,108.18 | 130,678.18 |
| 537.001 | SCH CURR-WORKSHOPS | 434,276.00 | 0.00 | 434,276.00 | 16,189.37 | 135,820.35 | 282,266.28 | 282,216.28 |
| 537.002 | SCH CURR-DATA ANALYSIS | 150,480.00 | 0.00 | 150,480.00 | 10,068.96 | 127,150.79 | 13,260.25 | 13,260.25 |
| 537.003 | SCH CURR-LEADERSHIP | 21,000.00 | 0.00 | 21,000.00 | 0.00 | 8,034.00 | 12,966.00 | 12,966.00 |
| 537.004 | SCH CURR-SUB REIMBURSEMENT | 60,139.00 | 0.00 | 60,139.00 | 0.00 | 0.00 | 60,139.00 | 60,139.00 |
| 537.005 | SCH CURR-WORKSHOPS-DISTRICT SPEC | 85,850.00 | 0.00 | 85,850.00 | 0.00 | 22,525.00 | 63,325.00 | 63,325.00 |
| 537.006 | SCH CURR-STIPENDS | 127,779.00 | 0.00 | 127,779.00 | 7,148.95 | 0.00 | 120,630.05 | 120,630.05 |
| 537.007 | SCH CURR-SUPT RETREAT | 6,300.00 | 0.00 | 6,300.00 | 0.00 | 0.00 | 6,300.00 | 6,300.00 |
| 537.008 | SCH CURR-NYSCOSS | 2,100.00 | 0.00 | 2,100.00 | 0.00 | 2,200.00 | -100.00 | -100.00 |
| 537.010 | SCH CURR-NETWORK TEAMS | 66,000.00 | 0.00 | 66,000.00 | 3,655.50 | 45,693.19 | 16,651.31 | 16,651.31 |
| 537.011 | SCH CURR-ORGANIZ DEVELOP | 0.00 | 0.00 | 0.00 | 0.00 | 11,343.00 | -11,343.00 | -11,343.00 |
| 537.012 | SCH CURR-REGIONAL SCORING | 237,553.00 | 0.00 | 237,553.00 | 410.40 | 5,134.95 | 232,007.65 | 220,491.43 |
| 545.496 | SCH CURR-W/MONROE #2 BOCES | 14,038.00 | 0.00 | 14,038.00 | 0.00 | 0.00 | 14,038.00 | 14,038.00 |
| 547.591 | School/Curriculum Improvement Plann | 43,800.00 | 0.00 | 43,800.00 | 3,650.00 | 40,150.00 | 0.00 | 0.00 |
| 550.591 | COMPUTER SVC, INSTR W/ ERIE 1 BOCES | 943,312.00 | 0.00 | 943,312.00 | 78,864.80 | 885,902.20 | -21,455.00 | -21,455.00 |
| 552.599 | SCH CURR-W/BROOME-TIOGA BOCES | 9,536.00 | 0.00 | 9,536.00 | 0.00 | 0.00 | 9,536.00 | 9,536.00 |
| 555.591 | MODEL SCHOOLS W/ERIE 1 BOCES | 44,000.00 | 0.00 | 44,000.00 | 0.00 | 44,000.00 | 0.00 | 0.00 |
| 556.693 | MODEL SCHOOLS W/TST BOCES | 795.00 | 0.00 | 795.00 | 0.00 | 0.00 | 795.00 | 795.00 |
| 558.693 | SCH CURR-W/TST BOCES | 12,080.00 | 0.00 | 12,080.00 | 0.00 | 0.00 | 12,080.00 | 12,080.00 |
| 562.493 | SCH CURR-W/GEN VALLEY BOCES | 300.00 | 0.00 | 300.00 | 0.00 | 0.00 | 300.00 | 300.00 |

GREATER SOUTHERN TIER BOCES

Budget Status Report As Of: 07/31/2015

Fiscal Year: 2016

Fund: A GENERAL FUND

| Budget Account | Description | Initial Budget | Adjustments | Current Budget | Year-to-Date Expenditures | Encumbrances Outstanding | Unencumbered Balance | Available Balance |
|----------------|------------------------------------|----------------|-------------|----------------|---------------------------|--------------------------|----------------------|-------------------|
| 568.596 | MODEL SCHOOLS W/ ALBANY BOCES | 1,040.00 | 0.00 | 1,040.00 | 1,040.00 | 0.00 | 0.00 | 0.00 |
| 569.495 | INTER-SCHOL COOR-W/ WFL BOCES | 315.00 | 0.00 | 315.00 | 0.00 | 0.00 | 315.00 | 315.00 |
| 602.001 | HLTH COORD-STEUBEN PLAN | 107,891.00 | 0.00 | 107,891.00 | 3,348.18 | 41,981.03 | 62,561.79 | 57,561.79 |
| 602.002 | WORKERS COMP COORD | 42,240.00 | 0.00 | 42,240.00 | 418.52 | 5,247.63 | 36,573.85 | 36,573.85 |
| 605.001 | CSC-TELECOM | -950,767.00 | 0.00 | -950,767.00 | 26,330.84 | 295,907.10 | -1,273,004.94 | -1,273,004.94 |
| 605.002 | CSC-DESKTOP | 2,511,323.00 | 0.00 | 2,511,323.00 | 139,166.96 | 1,716,187.84 | 655,968.20 | 655,968.20 |
| 605.003 | CSC-EMAIL | 94,874.00 | 0.00 | 94,874.00 | 17,483.44 | 52,249.68 | 25,140.88 | 25,140.88 |
| 605.005 | CSC-INST TECH | 159,302.00 | 0.00 | 159,302.00 | 8,248.34 | 103,387.84 | 47,665.82 | 47,665.82 |
| 605.006 | CSC-SERVER | 411,376.00 | 0.00 | 411,376.00 | 67,370.85 | 230,277.29 | 113,727.86 | 113,727.86 |
| 605.007 | CSC-ON-LINE | 440,616.00 | 0.00 | 440,616.00 | 11,239.00 | 164,615.76 | 264,761.24 | 264,761.24 |
| 605.008 | CSC-ON-LINE/DIST SPEC | 3,284,457.00 | 0.00 | 3,284,457.00 | 1,139,318.79 | 1,340,325.29 | 804,812.92 | 804,812.92 |
| 605.009 | CSC-DOC IMAGING | 134,599.00 | 0.00 | 134,599.00 | 8,471.72 | 101,525.43 | 24,601.85 | 24,601.85 |
| 605.010 | CSC-STUDENT MGT SYS-BASE | 894,919.00 | 0.00 | 894,919.00 | 66,858.02 | 475,740.60 | 352,320.38 | 352,320.38 |
| 605.011 | CSC-STUDENT MGT SYS-DIST SPEC | 86,412.00 | 0.00 | 86,412.00 | 60,211.73 | 0.00 | 26,200.27 | 26,200.27 |
| 605.012 | CSC-FINANCIAL | 732,985.00 | 0.00 | 732,985.00 | 164,831.96 | 387,045.21 | 181,107.83 | 181,107.83 |
| 605.013 | CSC-DSRS | 1,259,803.00 | 0.00 | 1,259,803.00 | 81,890.27 | 919,759.16 | 258,153.57 | 258,153.57 |
| 605.014 | CSC-SAS | 134,416.00 | 0.00 | 134,416.00 | 8,056.04 | 101,013.13 | 25,346.83 | 25,346.83 |
| 605.015 | CSC-TEST SCORING-BASE | 601,506.00 | 0.00 | 601,506.00 | 42,587.35 | 344,130.28 | 214,788.37 | 203,462.37 |
| 605.016 | CSC-TEST SCORING-DIST SPEC | 444,630.00 | 0.00 | 444,630.00 | 358,615.60 | 11,696.40 | 74,318.00 | 74,318.00 |
| 605.017 | CSC-IDEAS | 122,447.00 | 0.00 | 122,447.00 | 5,674.32 | 71,164.54 | 45,608.14 | 45,608.14 |
| 605.018 | CSC-INTERNET | 350,913.00 | 0.00 | 350,913.00 | 16,381.10 | 204,107.63 | 130,424.27 | 129,832.52 |
| 605.020 | CSC-CLEAR TRACK 200 | 218,178.00 | 0.00 | 218,178.00 | 51,894.39 | 110,360.43 | 55,923.18 | 55,923.18 |
| 605.021 | CSC-CAFETERIA POS-BASE | 179,754.00 | 0.00 | 179,754.00 | 4,824.12 | 96,201.64 | 78,728.24 | 78,728.24 |
| 605.022 | CSC-CAFETERIA POS-DIST SPEC | 3,835.00 | 0.00 | 3,835.00 | 295.00 | 0.00 | 3,540.00 | 3,540.00 |
| 605.023 | CSC-ID CARDS | 3,570.00 | 0.00 | 3,570.00 | 543.64 | 0.00 | 3,026.36 | 3,026.36 |
| 605.024 | CSC-MEDICAID REIMBURSEMENT | 150,396.00 | 0.00 | 150,396.00 | 6,826.17 | 84,726.74 | 58,843.09 | 58,843.09 |
| 605.025 | CSC-METERING & MANAGEMENT | 10,800.00 | 0.00 | 10,800.00 | 0.00 | 10,080.00 | 720.00 | 720.00 |
| 605.026 | CSC-SHARED CIO SERVICE | 183,882.00 | 0.00 | 183,882.00 | 13,179.11 | 117,338.78 | 53,364.11 | 53,364.11 |
| 605.027 | CSC-VOIP | 580,460.00 | 0.00 | 580,460.00 | 24,082.87 | 399,465.52 | 156,911.61 | 156,911.61 |
| 605.028 | CSC-BACKUP SERVICE | 237,501.00 | 0.00 | 237,501.00 | 7,912.07 | 99,625.24 | 129,963.69 | 129,963.69 |
| 605.029 | CSC-SECURITY | 230,979.00 | 0.00 | 230,979.00 | 1,616.63 | 157,128.95 | 72,233.42 | 72,233.42 |
| 605.030 | CSC-ENHANCED MEDICAID COORDINATION | 29,133.00 | 0.00 | 29,133.00 | 0.00 | 0.00 | 29,133.00 | 29,133.00 |
| 605.031 | FAX SERVICE | 19,650.00 | 0.00 | 19,650.00 | 633.87 | 7,963.71 | 11,052.42 | 11,052.42 |
| 606.000 | SUBSTITUTE COORDINATION | 112,793.00 | 0.00 | 112,793.00 | 1,620.76 | 73,367.44 | 37,804.80 | 37,804.80 |
| 607.000 | STAFF DEVELOPMENT: BUS DRIVERS | 1,700.00 | 0.00 | 1,700.00 | 0.00 | 0.00 | 1,700.00 | 1,700.00 |
| 608.000 | NEGOTIATIONS (LABOR RELATIONS) | 293,053.00 | 0.00 | 293,053.00 | 16,534.48 | 208,524.88 | 67,993.64 | 67,260.64 |
| 609.000 | SAFETY/RISK MGT-BASE | 730,775.00 | 0.00 | 730,775.00 | 38,023.76 | 481,126.49 | 211,624.75 | 211,624.75 |
| 610.000 | EMPLOYEE ASSISTANCE PROGRAM | 104,900.00 | 0.00 | 104,900.00 | 7,078.79 | 86,735.26 | 11,085.95 | 11,085.95 |
| 611.000 | TRANS OTHER:DRUG TESTING | 54,046.00 | 0.00 | 54,046.00 | 482.78 | 11,409.22 | 42,154.00 | 42,154.00 |

GREATER SOUTHERN TIER BOCES

Budget Status Report As Of: 07/31/2015

Fiscal Year: 2016

Fund: A GENERAL FUND

| Budget Account | Description | Initial Budget | Adjustments | Current Budget | Year-to-Date Expenditures | Encumbrances Outstanding | Unencumbered Balance | Available Balance |
|--|-------------|----------------|-------------|----------------|---------------------------|--------------------------|----------------------|-------------------|
| 612.000 CBO-BASE | | 3,724,379.00 | -618.00 | 3,723,761.00 | 188,263.88 | 2,247,220.53 | 1,288,276.59 | 1,288,276.59 |
| 612.001 CBO-DISTRICT SPECIFIC NON-AIDABLE | | 24,900.00 | 312.00 | 25,212.00 | 312.00 | 0.00 | 24,900.00 | 24,900.00 |
| 612.002 CBO-DISTRICT SPECIFIC | | 10,506.00 | 306.00 | 10,812.00 | 306.00 | 0.00 | 10,506.00 | 10,506.00 |
| 614.000 PUBLIC INFO-BASE | | 144,718.00 | 0.00 | 144,718.00 | 17,199.00 | 215,906.22 | -88,387.22 | -88,387.22 |
| 614.001 PUBLIC INFO-WEB DESIGN | | 0.00 | 0.00 | 0.00 | 0.00 | 0.00 | 0.00 | 0.00 |
| 615.592 PLNG SVCS MGMT (ST AID) W/QUESTAR | | 65,310.00 | 0.00 | 65,310.00 | 0.00 | 0.00 | 65,310.00 | 65,310.00 |
| 616.594 COOP BDNG COORD (ENERGY) W/OCM BOCE | | 31,600.00 | 0.00 | 31,600.00 | 0.00 | 0.00 | 31,600.00 | -2,140.00 |
| 617.000 SCHOOL FOOD MANAGEMENT: CENTRAL | | 1,734,508.00 | 0.00 | 1,734,508.00 | 61,072.42 | 1,169,990.75 | 503,444.83 | 502,220.20 |
| 618.000 GASB-45 PLANNING AND VALUATION SERV | | 51,050.00 | 0.00 | 51,050.00 | 567.34 | 7,100.81 | 43,381.85 | 43,381.85 |
| 619.000 FINGERPRINTING | | 0.00 | 0.00 | 0.00 | 103.69 | 1,300.22 | -1,403.91 | -1,403.91 |
| 620.596 PUBLIC INFO-BASE | | 47,032.00 | 0.00 | 47,032.00 | 3,919.32 | 43,112.68 | 0.00 | 0.00 |
| 623.000 COOP AD/RECRUITING-BASE | | 9,068.00 | 0.00 | 9,068.00 | 458.03 | 5,747.71 | 2,862.26 | 2,862.26 |
| 623.001 COOP AD/RECRUITING-DIST SPEC | | 72,592.00 | 0.00 | 72,592.00 | 3,854.41 | 56,527.85 | 12,209.74 | 12,209.74 |
| 624.000 STAFF DEV: BOARD OF ED | | 21,000.00 | 0.00 | 21,000.00 | 781.63 | 11,570.56 | 8,647.81 | 8,647.81 |
| 624.001 SCH BOARD TRAINING | | 0.00 | 0.00 | 0.00 | 0.00 | 2,400.00 | -2,400.00 | -2,400.00 |
| 627.495 Staff Development: Clerical w/ WFL | | 1,182.00 | 0.00 | 1,182.00 | 0.00 | 0.00 | 1,182.00 | 1,182.00 |
| 629.591 COMPUTER SERVICE:MGMNT W/ ERIE 1 BOC | | 2,825,612.00 | 0.00 | 2,825,612.00 | 212,569.34 | 2,694,160.66 | -81,118.00 | -81,118.00 |
| 630.597 CSC-X-CONT MADISON-ONEIDA BOCES | | 13,848.00 | 0.00 | 13,848.00 | 0.00 | 0.00 | 13,848.00 | 13,848.00 |
| 631.694 CSC-X-CONT E SUFFOLK | | 16,406.00 | 0.00 | 16,406.00 | 0.00 | 0.00 | 16,406.00 | 16,406.00 |
| 633.493 HLTH CARE COORD W/GV BOCES | | 55,370.00 | 0.00 | 55,370.00 | 0.00 | 0.00 | 55,370.00 | 55,370.00 |
| 634.495 STAFF DEVELOP: BUS DRIVERS W/WFL | | 437.00 | 0.00 | 437.00 | 0.00 | 0.00 | 437.00 | 437.00 |
| 635.493 NEGOTIATIONS(LBR RELTNS) W/GV BOCES | | 20,043.00 | 0.00 | 20,043.00 | 0.00 | 0.00 | 20,043.00 | 20,043.00 |
| 636.497 NEGOTIATIONS(LBR RELTNS) W/C-O BOCE | | 25,370.00 | 0.00 | 25,370.00 | 0.00 | 0.00 | 25,370.00 | 25,370.00 |
| 637.493 COOP BIDNG COORD(FOOD SVC) W/GV | | 215.00 | 0.00 | 215.00 | 0.00 | 0.00 | 215.00 | 215.00 |
| 638.495 COOP BIDNG COORD(ENERGY)W/WFL | | 19,125.00 | 0.00 | 19,125.00 | 0.00 | 0.00 | 19,125.00 | 19,125.00 |
| 640.495 COOP AD/RECRUITING-WFL | | 8,000.00 | 0.00 | 8,000.00 | 0.00 | 0.00 | 8,000.00 | 8,000.00 |
| 641.496 COOP AD/RECRUITING-MON #2 | | 6,089.00 | 0.00 | 6,089.00 | 0.00 | 0.00 | 6,089.00 | 6,089.00 |
| 643.499 NEGOTIATIONS(LBR RELTNS) W/CAEW BOC | | 1,910.00 | 0.00 | 1,910.00 | 0.00 | 0.00 | 1,910.00 | 1,910.00 |
| 646.491 Computer Service: Management XC | | 11,992.00 | 0.00 | 11,992.00 | 0.00 | 0.00 | 11,992.00 | 11,992.00 |
| 647.499 STAFF DEVELOP: BUS DRIVERS W/CA BOC | | 600.00 | 0.00 | 600.00 | 0.00 | 0.00 | 600.00 | 600.00 |
| 648.698 RECRUITING W/ PUTNAM BOCES | | 3,486.00 | 0.00 | 3,486.00 | 0.00 | 0.00 | 3,486.00 | 3,486.00 |
| 649.493 STAFF DEVELOP: BUS DRIVERS W/GV BOC | | 495.00 | 0.00 | 495.00 | 0.00 | 0.00 | 495.00 | 495.00 |
| 651.495 COMPUTER SERVICE MANAGEMENT W/ WFL | | 1,196.00 | 0.00 | 1,196.00 | 0.00 | 0.00 | 1,196.00 | 1,196.00 |
| 653.594 COMPUTER SERVICE MANAGEMENT W/ OCM | | 1,250.00 | 0.00 | 1,250.00 | 0.00 | 0.00 | 1,250.00 | 1,250.00 |
| 659.591 POLICY MANUAL SERVICE-ERIE 1 | | 45,709.00 | 0.00 | 45,709.00 | 2,809.01 | 30,898.99 | 12,001.00 | 12,001.00 |
| 665.691 COOPERATIVE BID/SUPPLIES-DCMO | | 60,441.00 | 0.00 | 60,441.00 | 0.00 | 0.00 | 60,441.00 | 60,441.00 |
| 666.693 WASTE REMOVAL-TST | | 11,892.00 | 0.00 | 11,892.00 | 0.00 | 0.00 | 11,892.00 | 11,892.00 |
| 669.693 ENERGY MANAGEMENT W/ TST BOCES | | 45,243.00 | 0.00 | 45,243.00 | 0.00 | 0.00 | 45,243.00 | 45,243.00 |
| 701.000 O & M- BUSH CAMPUS | | -1,540,196.00 | 0.00 | -1,540,196.00 | 96,662.73 | 1,691,649.90 | -3,329,508.63 | -3,329,567.63 |

GREATER SOUTHERN TIER BOCES

Budget Status Report As Of: 07/31/2015

Fiscal Year: 2016

Fund: A GENERAL FUND

| Budget Account | Description | Initial Budget | Adjustments | Current Budget | Year-to-Date Expenditures | Encumbrances Outstanding | Unencumbered Balance | Available Balance |
|---------------------------------------|-------------|----------------------|-------------|----------------------|---------------------------|--------------------------|----------------------|----------------------|
| 701.100 O & M- CPRS CAMPUS | | 660,046.00 | 0.00 | 660,046.00 | 26,024.44 | 415,211.49 | 218,810.07 | 214,885.07 |
| 701.200 O & M- WW CAMPUS | | 675,600.00 | 0.00 | 675,600.00 | 21,183.27 | 419,123.61 | 235,293.12 | 232,368.12 |
| 701.300 O & M- ALL CAMPUSES | | 204,550.00 | 0.00 | 204,550.00 | 74.21 | 25,669.79 | 178,806.00 | 178,806.00 |
| 702.000 Special Education Supervision | | 0.00 | 0.00 | 0.00 | 24,889.20 | 318,056.09 | -342,945.29 | -343,540.29 |
| 703.000 ISC-ADMIN | | 0.00 | 0.00 | 0.00 | 1,154.16 | 18,781.34 | -19,935.50 | -19,935.50 |
| 704.000 MSC ADMIN | | 0.00 | 0.00 | 0.00 | 16,039.82 | 201,715.73 | -217,755.55 | -217,755.55 |
| 705.000 COMPUTER SVC-ADMIN | | 0.00 | 0.00 | 0.00 | 44,152.69 | 372,309.44 | -416,462.13 | -419,379.13 |
| 725.000 OCC THRPHY RELATED SVC | | 0.00 | 0.00 | 0.00 | 1,073.07 | 322,193.16 | -323,266.23 | -323,389.23 |
| 726.000 PHY THRPHY RELATED SVC | | 0.00 | 0.00 | 0.00 | 765.70 | 231,005.00 | -231,770.70 | -231,770.70 |
| 728.000 VISION RELATED SVC | | 0.00 | 0.00 | 0.00 | 85.49 | 15,073.18 | -15,158.67 | -16,088.67 |
| 729.000 SPEECH RELATED SVC | | 0.00 | 0.00 | 0.00 | 1,736.90 | 681,758.44 | -683,495.34 | -683,495.34 |
| 731.000 ADAPTED PE RELATED SVC | | 0.00 | 0.00 | 0.00 | 85.18 | 69,684.40 | -69,769.58 | -69,769.58 |
| 732.000 ONE ON ONE AIDE RELATED SVC | | 0.00 | 0.00 | 0.00 | 258.39 | 778,151.75 | -778,410.14 | -778,410.14 |
| 734.000 COUNSELING RELATED SVC | | 0.00 | 0.00 | 0.00 | -1,451.52 | 982,597.11 | -981,145.59 | -981,343.29 |
| 737.000 ONE ON ONE NURSE-RN REL SVC | | 0.00 | 0.00 | 0.00 | 0.00 | 0.00 | 0.00 | 0.00 |
| 737.001 ONE ON ONE NURSE-LPN REL SVC | | 0.00 | 0.00 | 0.00 | 0.00 | 57,371.47 | -57,371.47 | -57,371.47 |
| Total GENERAL FUND | | 90,584,171.00 | 0.00 | 90,584,171.00 | 4,354,402.60 | 50,704,966.86 | 35,524,801.54 | 34,961,706.21 |

GREATER SOUTHERN TIER BOCES

Budget Status Report As Of: 07/31/2015

Fiscal Year: 2016

Fund: A GENERAL FUND

Selection Criteria

Criteria Name: Last Run

Fund: A

Budget type: Current Year

As Of Date: 07/31/2015

Suppress budgetcodes with no activity

Print Summary Only

Show Available Balance, not service

Sort by: Fund/Service

Printed by Janice Conley

GREATER SOUTHERN TIER BOCES

Revenue Status Report As Of: 07/31/2015

Fiscal Year: 2016

Fund: A GENERAL FUND

| Revenue Account | Service | Description | Original Estimate | Adjustments | Current Estimate | Year-to-Date | Anticipated Balance | Excess Revenue |
|-----------------|--|-------------|-------------------|-------------|------------------|--------------|---------------------|----------------|
| 001.000 | ADMINISTRATION | | | | | | | |
| 2250-000 | Chrgs to Components-Adm/Rent | | 7,022,347.00 | 0.00 | 7,022,347.00 | 0.00 | 7,022,347.00 | 0.00 |
| 2401-000 | Interest and Earnings | | 0.00 | 0.00 | 0.00 | 409.44 | 0.00 | 409.44 |
| 2701-000 | Refunds Prior Years Expenses | | 0.00 | 0.00 | 0.00 | 92.30 | 0.00 | 92.30 |
| 2770-000 | Unclassified Revenues | | 50,000.00 | 0.00 | 50,000.00 | 97.00 | 49,903.00 | 0.00 |
| | Subtotal of 001.000 ADMINISTRATION | | 7,072,347.00 | 0.00 | 7,072,347.00 | 598.74 | 7,072,250.00 | 501.74 |
| 002.000 | RENTAL OF FACILITIES | | | | | | | |
| 2250-000 | Chrgs to Components-Adm/Rent | | 751,615.00 | 0.00 | 751,615.00 | 0.00 | 751,615.00 | 0.00 |
| | Subtotal of 002.000 RENTAL OF FACILITIES | | 751,615.00 | 0.00 | 751,615.00 | 0.00 | 751,615.00 | 0.00 |
| 002.010 | TRANSFER TO CAPITAL FUND | | | | | | | |
| 2250-000 | Chrgs to Components-Adm/Rent | | 1,400,000.00 | 0.00 | 1,400,000.00 | 0.00 | 1,400,000.00 | 0.00 |
| | Subtotal of 002.010 TRANSFER TO CAPITAL FUND | | 1,400,000.00 | 0.00 | 1,400,000.00 | 0.00 | 1,400,000.00 | 0.00 |
| 002.020 | DEBT SERVICE - EPC | | | | | | | |
| 2250-000 | Chrgs to Components-Adm/Rent | | 702,152.00 | 0.00 | 702,152.00 | 0.00 | 702,152.00 | 0.00 |
| | Subtotal of 002.020 DEBT SERVICE - EPC | | 702,152.00 | 0.00 | 702,152.00 | 0.00 | 702,152.00 | 0.00 |
| 101.000 | CAREER AND TECHNICAL EDUCATION | | | | | | | |
| 1310-000 | Day School Tuition | | 15,000.00 | 0.00 | 15,000.00 | 0.00 | 15,000.00 | 0.00 |
| 2252-000 | Chrgs to Components-Services | | 15,638,246.00 | 0.00 | 15,638,246.00 | 0.00 | 15,638,246.00 | 0.00 |
| | Subtotal of 101.000 CAREER AND TECHNICAL EDUCATION | | 15,653,246.00 | 0.00 | 15,653,246.00 | 0.00 | 15,653,246.00 | 0.00 |
| 101.215 | CTE - BUSH - COSMETOLOGY | | | | | | | |
| 1422-000 | Organized Activity Income | | 0.00 | 0.00 | 0.00 | 1,543.00 | 0.00 | 1,543.00 |
| | Subtotal of 101.215 CTE - BUSH - COSMETOLOGY | | 0.00 | 0.00 | 0.00 | 1,543.00 | 0.00 | 1,543.00 |
| 101.220 | CTE - BUSH - NURSE ASSISTING | | | | | | | |
| 2701-000 | Refunds Prior Years Expenses | | 0.00 | 0.00 | 0.00 | 35.00 | 0.00 | 35.00 |
| | Subtotal of 101.220 CTE - BUSH - NURSE ASSISTING | | 0.00 | 0.00 | 0.00 | 35.00 | 0.00 | 35.00 |
| 203.220 | S/P 1:12:1-ACADEMIC DELAY | | | | | | | |
| 2252-000 | Chrgs to Components-Services | | 748,992.00 | 0.00 | 748,992.00 | 0.00 | 748,992.00 | 0.00 |
| | Subtotal of 203.220 S/P 1:12:1-ACADEMIC DELAY | | 748,992.00 | 0.00 | 748,992.00 | 0.00 | 748,992.00 | 0.00 |
| 203.225 | S/P 1:12:1-AD- RS OT | | | | | | | |
| 2252-000 | Chrgs to Components-Services | | 7,680.00 | 0.00 | 7,680.00 | 0.00 | 7,680.00 | 0.00 |
| | Subtotal of 203.225 S/P 1:12:1-AD- RS OT | | 7,680.00 | 0.00 | 7,680.00 | 0.00 | 7,680.00 | 0.00 |

* Estimated revenue for Carryover Encumbrances from the prior fiscal year will not be realized.

These are estimates to balance the budget

GREATER SOUTHERN TIER BOCES
Revenue Status Report As Of: 07/31/2015
Fiscal Year: 2016
Fund: A GENERAL FUND

| Revenue Account | Service | Description | Original Estimate | Adjustments | Current Estimate | Year-to-Date | Anticipated Balance | Excess Revenue |
|---|---------|-------------|-------------------|-------------|------------------|--------------|---------------------|----------------|
| 203.226 S/P 1:12:1-AD- RS PT | | | | | | | | |
| 2252-000 Chrgs to Components-Services | | | 3,280.00 | 0.00 | 3,280.00 | 0.00 | 3,280.00 | 0.00 |
| Subtotal of 203.226 S/P 1:12:1-AD- RS PT | | | 3,280.00 | 0.00 | 3,280.00 | 0.00 | 3,280.00 | 0.00 |
| 203.229 S/P 1:12:1-AD- RS SPCH | | | | | | | | |
| 2252-000 Chrgs to Components-Services | | | 41,640.00 | 0.00 | 41,640.00 | 0.00 | 41,640.00 | 0.00 |
| Subtotal of 203.229 S/P 1:12:1-AD- RS SPCH | | | 41,640.00 | 0.00 | 41,640.00 | 0.00 | 41,640.00 | 0.00 |
| 203.231 S/P 1:12:1-AD- RS AD PE | | | | | | | | |
| 2252-000 Chrgs to Components-Services | | | 7,920.00 | 0.00 | 7,920.00 | 0.00 | 7,920.00 | 0.00 |
| Subtotal of 203.231 S/P 1:12:1-AD- RS AD PE | | | 7,920.00 | 0.00 | 7,920.00 | 0.00 | 7,920.00 | 0.00 |
| 203.232 S/P 1:12:1-AD- RS 1:1 AIDE | | | | | | | | |
| 2252-000 Chrgs to Components-Services | | | 44,220.00 | 0.00 | 44,220.00 | 0.00 | 44,220.00 | 0.00 |
| Subtotal of 203.232 S/P 1:12:1-AD- RS 1:1 AIDE | | | 44,220.00 | 0.00 | 44,220.00 | 0.00 | 44,220.00 | 0.00 |
| 203.234 S/P 1:12:1-AD- RS CNSL | | | | | | | | |
| 2252-000 Chrgs to Components-Services | | | 59,280.00 | 0.00 | 59,280.00 | 0.00 | 59,280.00 | 0.00 |
| Subtotal of 203.234 S/P 1:12:1-AD- RS CNSL | | | 59,280.00 | 0.00 | 59,280.00 | 0.00 | 59,280.00 | 0.00 |
| 205.000 S/P 1:15-ELSMERE | | | | | | | | |
| 2252-000 Chrgs to Components-Services | | | 694,704.00 | 0.00 | 694,704.00 | 0.00 | 694,704.00 | 0.00 |
| Subtotal of 205.000 S/P 1:15-ELSMERE | | | 694,704.00 | 0.00 | 694,704.00 | 0.00 | 694,704.00 | 0.00 |
| 205.726 S/P 1:15-ELSMERE RS PT | | | | | | | | |
| 2252-000 Chrgs to Components-Services | | | 19,680.00 | 0.00 | 19,680.00 | 0.00 | 19,680.00 | 0.00 |
| Subtotal of 205.726 S/P 1:15-ELSMERE RS PT | | | 19,680.00 | 0.00 | 19,680.00 | 0.00 | 19,680.00 | 0.00 |
| 205.729 S/P 1:15-ELSMERE RS SPEECH | | | | | | | | |
| 2252-000 Chrgs to Components-Services | | | 60,360.00 | 0.00 | 60,360.00 | 0.00 | 60,360.00 | 0.00 |
| Subtotal of 205.729 S/P 1:15-ELSMERE RS SPEECH | | | 60,360.00 | 0.00 | 60,360.00 | 0.00 | 60,360.00 | 0.00 |
| 205.731 S/P 1:15-ELSMERE RS ADAP PE | | | | | | | | |
| 2252-000 Chrgs to Components-Services | | | 5,280.00 | 0.00 | 5,280.00 | 0.00 | 5,280.00 | 0.00 |
| Subtotal of 205.731 S/P 1:15-ELSMERE RS ADAP PE | | | 5,280.00 | 0.00 | 5,280.00 | 0.00 | 5,280.00 | 0.00 |
| 205.732 S/P 1:15-ELSMERE RS 1:1 AIDE | | | | | | | | |
| 2252-000 Chrgs to Components-Services | | | 88,440.00 | 0.00 | 88,440.00 | 0.00 | 88,440.00 | 0.00 |

* Estimated revenue for Carryover Encumbrances from the prior fiscal year will not be realized.

These are estimates to balance the budget

GREATER SOUTHERN TIER BOCES

Revenue Status Report As Of: 07/31/2015

Fiscal Year: 2016

Fund: A GENERAL FUND

| Revenue Account | Service | Description | Original Estimate | Adjustments | Current Estimate | Year-to-Date | Anticipated Balance | Excess Revenue |
|--|---------|-------------|-------------------|-------------|------------------|--------------|---------------------|----------------|
| Subtotal of 205.732 S/P 1:15-ELSMERE RS 1:1 AIDE | | | 88,440.00 | 0.00 | 88,440.00 | 0.00 | 88,440.00 | 0.00 |
| 205.734 S/P 1:15-ELSMERE RS COUNSELING | | | | | | | | |
| 2252-000 Chrgs to Components-Services | | | 104,520.00 | 0.00 | 104,520.00 | 0.00 | 104,520.00 | 0.00 |
| Subtotal of 205.734 S/P 1:15-ELSMERE RS COUNSELING | | | 104,520.00 | 0.00 | 104,520.00 | 0.00 | 104,520.00 | 0.00 |
| 205.737 S/P ELSMERE RS NURSE | | | | | | | | |
| 2252-000 Chrgs to Components-Services | | | 57,910.00 | 0.00 | 57,910.00 | 0.00 | 57,910.00 | 0.00 |
| Subtotal of 205.737 S/P ELSMERE RS NURSE | | | 57,910.00 | 0.00 | 57,910.00 | 0.00 | 57,910.00 | 0.00 |
| 209.000 S/P 1:8:1 | | | | | | | | |
| 2252-000 Chrgs to Components-Services | | | 5,421,750.00 | 0.00 | 5,421,750.00 | 0.00 | 5,421,750.00 | 0.00 |
| Subtotal of 209.000 S/P 1:8:1 | | | 5,421,750.00 | 0.00 | 5,421,750.00 | 0.00 | 5,421,750.00 | 0.00 |
| 209.725 S/P 1:8:1 RS OT | | | | | | | | |
| 2252-000 Chrgs to Components-Services | | | 62,720.00 | 0.00 | 62,720.00 | 0.00 | 62,720.00 | 0.00 |
| Subtotal of 209.725 S/P 1:8:1 RS OT | | | 62,720.00 | 0.00 | 62,720.00 | 0.00 | 62,720.00 | 0.00 |
| 209.726 S/P 1:8:1 RS PT | | | | | | | | |
| 2252-000 Chrgs to Components-Services | | | 19,680.00 | 0.00 | 19,680.00 | 0.00 | 19,680.00 | 0.00 |
| Subtotal of 209.726 S/P 1:8:1 RS PT | | | 19,680.00 | 0.00 | 19,680.00 | 0.00 | 19,680.00 | 0.00 |
| 209.729 S/P 1:8:1 RS SPEECH | | | | | | | | |
| 2252-000 Chrgs to Components-Services | | | 42,080.00 | 0.00 | 42,080.00 | 0.00 | 42,080.00 | 0.00 |
| Subtotal of 209.729 S/P 1:8:1 RS SPEECH | | | 42,080.00 | 0.00 | 42,080.00 | 0.00 | 42,080.00 | 0.00 |
| 209.732 S/P 1:8:1 RS 1:1 AIDE | | | | | | | | |
| 2252-000 Chrgs to Components-Services | | | 132,660.00 | 0.00 | 132,660.00 | 0.00 | 132,660.00 | 0.00 |
| Subtotal of 209.732 S/P 1:8:1 RS 1:1 AIDE | | | 132,660.00 | 0.00 | 132,660.00 | 0.00 | 132,660.00 | 0.00 |
| 209.734 S/P 1:8:1 RS COUNSELING | | | | | | | | |
| 2252-000 Chrgs to Components-Services | | | 1,014,000.00 | 0.00 | 1,014,000.00 | 0.00 | 1,014,000.00 | 0.00 |
| Subtotal of 209.734 S/P 1:8:1 RS COUNSELING | | | 1,014,000.00 | 0.00 | 1,014,000.00 | 0.00 | 1,014,000.00 | 0.00 |
| 216.000 S/P 1:6:1-EPC | | | | | | | | |
| 2252-000 Chrgs to Components-Services | | | 1,712,256.00 | 0.00 | 1,712,256.00 | 0.00 | 1,712,256.00 | 0.00 |
| Subtotal of 216.000 S/P 1:6:1-EPC | | | 1,712,256.00 | 0.00 | 1,712,256.00 | 0.00 | 1,712,256.00 | 0.00 |
| 216.025 S/P 1:6:1-BROAD HORIZONS RS OT | | | | | | | | |

* Estimated revenue for Carryover Encumbrances from the prior fiscal year will not be realized.

These are estimates to balance the budget

GREATER SOUTHERN TIER BOCES

Revenue Status Report As Of: 07/31/2015

Fiscal Year: 2016

Fund: A GENERAL FUND

| Revenue Account | Service | Description | Original Estimate | Adjustments | Current Estimate | Year-to-Date | Anticipated Balance | Excess Revenue |
|--|----------------------------------|-------------|-------------------|-------------|------------------|--------------|---------------------|----------------|
| 2252-000 | Chrgs to Components-Services | | 5,120.00 | 0.00 | 5,120.00 | 0.00 | 5,120.00 | 0.00 |
| Subtotal of 216.025 S/P 1:6:1-BROAD HORIZONS RS OT | | | 5,120.00 | 0.00 | 5,120.00 | 0.00 | 5,120.00 | 0.00 |
| 216.029 | S/P 1:6:1-BROAD HORIZONS RS SPCH | | | | | | | |
| 2252-000 | Chrgs to Components-Services | | 11,880.00 | 0.00 | 11,880.00 | 0.00 | 11,880.00 | 0.00 |
| Subtotal of 216.029 S/P 1:6:1-BROAD HORIZONS RS SPCH | | | 11,880.00 | 0.00 | 11,880.00 | 0.00 | 11,880.00 | 0.00 |
| 216.214 | S/P 1:6:1-ED HOST SITES | | | | | | | |
| 2252-000 | Chrgs to Components-Services | | 1,628,856.00 | 0.00 | 1,628,856.00 | 0.00 | 1,628,856.00 | 0.00 |
| 2254-000 | Chrgs to Other Boces-Services | | 135,738.00 | 0.00 | 135,738.00 | 0.00 | 135,738.00 | 0.00 |
| 2701-000 | Refunds Prior Years Expenses | | 0.00 | 0.00 | 0.00 | 500.00 | 0.00 | 500.00 |
| Subtotal of 216.214 S/P 1:6:1-ED HOST SITES | | | 1,764,594.00 | 0.00 | 1,764,594.00 | 500.00 | 1,764,594.00 | 500.00 |
| 216.217 | S/P 1:6:1-AUTISM | | | | | | | |
| 2252-000 | Chrgs to Components-Services | | 2,618,368.00 | 0.00 | 2,618,368.00 | 0.00 | 2,618,368.00 | 0.00 |
| Subtotal of 216.217 S/P 1:6:1-AUTISM | | | 2,618,368.00 | 0.00 | 2,618,368.00 | 0.00 | 2,618,368.00 | 0.00 |
| 216.219 | S/P 1:6:1-MULTIPLY DISABLED | | | | | | | |
| 2252-000 | Chrgs to Components-Services | | 1,268,272.00 | 0.00 | 1,268,272.00 | 0.00 | 1,268,272.00 | 0.00 |
| Subtotal of 216.219 S/P 1:6:1-MULTIPLY DISABLED | | | 1,268,272.00 | 0.00 | 1,268,272.00 | 0.00 | 1,268,272.00 | 0.00 |
| 216.425 | S/P 1:6:1-ED RS OT | | | | | | | |
| 2252-000 | Chrgs to Components-Services | | 26,880.00 | 0.00 | 26,880.00 | 0.00 | 26,880.00 | 0.00 |
| 2254-000 | Chrgs to Other Boces-Services | | 10,240.00 | 0.00 | 10,240.00 | 0.00 | 10,240.00 | 0.00 |
| Subtotal of 216.425 S/P 1:6:1-ED RS OT | | | 37,120.00 | 0.00 | 37,120.00 | 0.00 | 37,120.00 | 0.00 |
| 216.426 | S/P 1:6:1-ED RS PT | | | | | | | |
| 2252-000 | Chrgs to Components-Services | | 22,960.00 | 0.00 | 22,960.00 | 0.00 | 22,960.00 | 0.00 |
| Subtotal of 216.426 S/P 1:6:1-ED RS PT | | | 22,960.00 | 0.00 | 22,960.00 | 0.00 | 22,960.00 | 0.00 |
| 216.429 | S/P 1:6:1-ED RS SPEECH | | | | | | | |
| 2252-000 | Chrgs to Components-Services | | 23,480.00 | 0.00 | 23,480.00 | 0.00 | 23,480.00 | 0.00 |
| 2254-000 | Chrgs to Other Boces-Services | | 5,200.00 | 0.00 | 5,200.00 | 0.00 | 5,200.00 | 0.00 |
| Subtotal of 216.429 S/P 1:6:1-ED RS SPEECH | | | 28,680.00 | 0.00 | 28,680.00 | 0.00 | 28,680.00 | 0.00 |
| 216.432 | S/P 1:6:1-ED HOST SITE 1:1 AIDE | | | | | | | |
| 2252-000 | Chrgs to Components-Services | | 132,660.00 | 0.00 | 132,660.00 | 0.00 | 132,660.00 | 0.00 |
| Subtotal of 216.432 S/P 1:6:1-ED HOST SITE 1:1 AIDE | | | 132,660.00 | 0.00 | 132,660.00 | 0.00 | 132,660.00 | 0.00 |

* Estimated revenue for Carryover Encumbrances from the prior fiscal year will not be realized. These are estimates to balance the budget

GREATER SOUTHERN TIER BOCES

Revenue Status Report As Of: 07/31/2015

Fiscal Year: 2016

Fund: A GENERAL FUND

| Revenue Account | Service | Description | Original Estimate | Adjustments | Current Estimate | Year-to-Date | Anticipated Balance | Excess Revenue |
|--|---------|-------------|-------------------|-------------|------------------|--------------|---------------------|----------------|
| 216.434 S/P 1:6:1-ED RS COUNSELING | | | | | | | | |
| 2252-000 Chrgs to Components-Services | | | 285,480.00 | 0.00 | 285,480.00 | 0.00 | 285,480.00 | 0.00 |
| 2254-000 Chrgs to Other Boces-Services | | | 23,400.00 | 0.00 | 23,400.00 | 0.00 | 23,400.00 | 0.00 |
| Subtotal of 216.434 S/P 1:6:1-ED RS COUNSELING | | | 308,880.00 | 0.00 | 308,880.00 | 0.00 | 308,880.00 | 0.00 |
| 216.725 S/P 1:6:1-AUTISM RS OT | | | | | | | | |
| 2252-000 Chrgs to Components-Services | | | 264,960.00 | 0.00 | 264,960.00 | 0.00 | 264,960.00 | 0.00 |
| Subtotal of 216.725 S/P 1:6:1-AUTISM RS OT | | | 264,960.00 | 0.00 | 264,960.00 | 0.00 | 264,960.00 | 0.00 |
| 216.726 S/P 1:6:1-AUTISM RS PT | | | | | | | | |
| 2252-000 Chrgs to Components-Services | | | 111,520.00 | 0.00 | 111,520.00 | 0.00 | 111,520.00 | 0.00 |
| Subtotal of 216.726 S/P 1:6:1-AUTISM RS PT | | | 111,520.00 | 0.00 | 111,520.00 | 0.00 | 111,520.00 | 0.00 |
| 216.729 S/P 1:6:1-AUTISM RS SPEECH | | | | | | | | |
| 2252-000 Chrgs to Components-Services | | | 460,400.00 | 0.00 | 460,400.00 | 0.00 | 460,400.00 | 0.00 |
| Subtotal of 216.729 S/P 1:6:1-AUTISM RS SPEECH | | | 460,400.00 | 0.00 | 460,400.00 | 0.00 | 460,400.00 | 0.00 |
| 216.731 S/P 1:6:1-AUTISM RS ADPE | | | | | | | | |
| 2252-000 Chrgs to Components-Services | | | 14,520.00 | 0.00 | 14,520.00 | 0.00 | 14,520.00 | 0.00 |
| Subtotal of 216.731 S/P 1:6:1-AUTISM RS ADPE | | | 14,520.00 | 0.00 | 14,520.00 | 0.00 | 14,520.00 | 0.00 |
| 216.732 S/P 1:6:1-AUTISM RS 1:1 AIDE | | | | | | | | |
| 2252-000 Chrgs to Components-Services | | | 707,520.00 | 0.00 | 707,520.00 | 0.00 | 707,520.00 | 0.00 |
| Subtotal of 216.732 S/P 1:6:1-AUTISM RS 1:1 AIDE | | | 707,520.00 | 0.00 | 707,520.00 | 0.00 | 707,520.00 | 0.00 |
| 216.734 S/P 1:6:1-AUTISM RS COUNSELING | | | | | | | | |
| 2252-000 Chrgs to Components-Services | | | 20,280.00 | 0.00 | 20,280.00 | 0.00 | 20,280.00 | 0.00 |
| Subtotal of 216.734 S/P 1:6:1-AUTISM RS COUNSELING | | | 20,280.00 | 0.00 | 20,280.00 | 0.00 | 20,280.00 | 0.00 |
| 216.925 S/P 1:6:1-MULTIPLY DISABLED RS O | | | | | | | | |
| 2252-000 Chrgs to Components-Services | | | 161,280.00 | 0.00 | 161,280.00 | 0.00 | 161,280.00 | 0.00 |
| Subtotal of 216.925 S/P 1:6:1-MULTIPLY DISABLED RS O | | | 161,280.00 | 0.00 | 161,280.00 | 0.00 | 161,280.00 | 0.00 |
| 216.926 S/P 1:6:1-MULTIPLY DISABLED RS P | | | | | | | | |
| 2252-000 Chrgs to Components-Services | | | 200,080.00 | 0.00 | 200,080.00 | 0.00 | 200,080.00 | 0.00 |
| Subtotal of 216.926 S/P 1:6:1-MULTIPLY DISABLED RS P | | | 200,080.00 | 0.00 | 200,080.00 | 0.00 | 200,080.00 | 0.00 |
| 216.928 S/P 1:6:1-MULTIPLY DISABLED RS V | | | | | | | | |
| 2252-000 Chrgs to Components-Services | | | 33,120.00 | 0.00 | 33,120.00 | 0.00 | 33,120.00 | 0.00 |

* Estimated revenue for Carryover Encumbrances from the prior fiscal year will not be realized.
These are estimates to balance the budget

GREATER SOUTHERN TIER BOCES

Revenue Status Report As Of: 07/31/2015

Fiscal Year: 2016

Fund: A GENERAL FUND

| Revenue Account | Service | Description | Original Estimate | Adjustments | Current Estimate | Year-to-Date | Anticipated Balance | Excess Revenue |
|--|---------|-------------|-------------------|-------------|------------------|--------------|---------------------|----------------|
| Subtotal of 216.928 S/P 1:6:1-MULTIPLY DISABLED RS V | | | 33,120.00 | 0.00 | 33,120.00 | 0.00 | 33,120.00 | 0.00 |
| 216.929 S/P 1:6:1-MULTIPLY DISABLED RS S | | | | | | | | |
| 2252-000 Chrgs to Components-Services | | | 229,080.00 | 0.00 | 229,080.00 | 0.00 | 229,080.00 | 0.00 |
| Subtotal of 216.929 S/P 1:6:1-MULTIPLY DISABLED RS S | | | 229,080.00 | 0.00 | 229,080.00 | 0.00 | 229,080.00 | 0.00 |
| 216.931 S/P 1:6:1-MULTIPLY DBLED RS AD P | | | | | | | | |
| 2252-000 Chrgs to Components-Services | | | 44,880.00 | 0.00 | 44,880.00 | 0.00 | 44,880.00 | 0.00 |
| Subtotal of 216.931 S/P 1:6:1-MULTIPLY DBLED RS AD P | | | 44,880.00 | 0.00 | 44,880.00 | 0.00 | 44,880.00 | 0.00 |
| 216.932 S/P 1:6:1-MULTIPLY DBLED RS 1:1 | | | | | | | | |
| 2252-000 Chrgs to Components-Services | | | 685,410.00 | 0.00 | 685,410.00 | 0.00 | 685,410.00 | 0.00 |
| Subtotal of 216.932 S/P 1:6:1-MULTIPLY DBLED RS 1:1 | | | 685,410.00 | 0.00 | 685,410.00 | 0.00 | 685,410.00 | 0.00 |
| 216.937 S/P 1:6:1-MULTIPLY DBLD RS 1:1 N | | | | | | | | |
| 2252-000 Chrgs to Components-Services | | | 110,406.00 | 0.00 | 110,406.00 | 0.00 | 110,406.00 | 0.00 |
| Subtotal of 216.937 S/P 1:6:1-MULTIPLY DBLD RS 1:1 N | | | 110,406.00 | 0.00 | 110,406.00 | 0.00 | 110,406.00 | 0.00 |
| 218.499 STAFFING 1:12:3 W/ CATT-ALLE | | | | | | | | |
| 2252-000 Chrgs to Components-Services | | | 17,959.00 | 0.00 | 17,959.00 | 0.00 | 17,959.00 | 0.00 |
| Subtotal of 218.499 STAFFING 1:12:3 W/ CATT-ALLE | | | 17,959.00 | 0.00 | 17,959.00 | 0.00 | 17,959.00 | 0.00 |
| 250.499 STAFFING 1:6:1 W/ CATT-ALLE | | | | | | | | |
| 2252-000 Chrgs to Components-Services | | | 250,306.00 | 0.00 | 250,306.00 | 0.00 | 250,306.00 | 0.00 |
| Subtotal of 250.499 STAFFING 1:6:1 W/ CATT-ALLE | | | 250,306.00 | 0.00 | 250,306.00 | 0.00 | 250,306.00 | 0.00 |
| 251.493 STAFFING 1:6:1 W/ GV BOCES | | | | | | | | |
| 2252-000 Chrgs to Components-Services | | | 187,444.00 | 0.00 | 187,444.00 | 0.00 | 187,444.00 | 0.00 |
| Subtotal of 251.493 STAFFING 1:6:1 W/ GV BOCES | | | 187,444.00 | 0.00 | 187,444.00 | 0.00 | 187,444.00 | 0.00 |
| 301.000 ITINERANT MUSIC | | | | | | | | |
| 2252-000 Chrgs to Components-Services | | | 137,186.00 | 0.00 | 137,186.00 | 0.00 | 137,186.00 | 0.00 |
| Subtotal of 301.000 ITINERANT MUSIC | | | 137,186.00 | 0.00 | 137,186.00 | 0.00 | 137,186.00 | 0.00 |
| 303.000 ITINERANT ART | | | | | | | | |
| 2252-000 Chrgs to Components-Services | | | 95,903.00 | 0.00 | 95,903.00 | 0.00 | 95,903.00 | 0.00 |
| Subtotal of 303.000 ITINERANT ART | | | 95,903.00 | 0.00 | 95,903.00 | 0.00 | 95,903.00 | 0.00 |
| 304.000 ITINERANT VISUALLY IMPAIRED | | | | | | | | |

* Estimated revenue for Carryover Encumbrances from the prior fiscal year will not be realized. These are estimates to balance the budget

GREATER SOUTHERN TIER BOCES

Revenue Status Report As Of: 07/31/2015

Fiscal Year: 2016

Fund: A GENERAL FUND

| Revenue Account | Service | Description | Original Estimate | Adjustments | Current Estimate | Year-to-Date | Anticipated Balance | Excess Revenue |
|--|----------------------------------|-------------|-------------------|-------------|------------------|--------------|---------------------|----------------|
| 2252-000 | Chrgs to Components-Services | | 199,921.00 | 0.00 | 199,921.00 | 0.00 | 199,921.00 | 0.00 |
| Subtotal of 304.000 ITINERANT VISUALLY IMPAIRED | | | 199,921.00 | 0.00 | 199,921.00 | 0.00 | 199,921.00 | 0.00 |
| 304.001 | ITINERANT VIS IMP BRAILLER PREP | | | | | | | |
| 2252-000 | Chrgs to Components-Services | | 53,428.00 | 0.00 | 53,428.00 | 0.00 | 53,428.00 | 0.00 |
| Subtotal of 304.001 ITINERANT VIS IMP BRAILLER PREP | | | 53,428.00 | 0.00 | 53,428.00 | 0.00 | 53,428.00 | 0.00 |
| 305.000 | ITINERANT PHYSICAL THERAPY | | | | | | | |
| 2252-000 | Chrgs to Components-Services | | 352,310.00 | 0.00 | 352,310.00 | 0.00 | 352,310.00 | 0.00 |
| Subtotal of 305.000 ITINERANT PHYSICAL THERAPY | | | 352,310.00 | 0.00 | 352,310.00 | 0.00 | 352,310.00 | 0.00 |
| 307.000 | ITINERANT-ENGLISH SECOND LANGUAG | | | | | | | |
| 2252-000 | Chrgs to Components-Services | | 412,565.00 | 0.00 | 412,565.00 | 0.00 | 412,565.00 | 0.00 |
| Subtotal of 307.000 ITINERANT-ENGLISH SECOND LANGUAG | | | 412,565.00 | 0.00 | 412,565.00 | 0.00 | 412,565.00 | 0.00 |
| 308.000 | ITINERANT PHYSICAL EDUCATION | | | | | | | |
| 2252-000 | Chrgs to Components-Services | | 16,334.00 | 0.00 | 16,334.00 | 0.00 | 16,334.00 | 0.00 |
| Subtotal of 308.000 ITINERANT PHYSICAL EDUCATION | | | 16,334.00 | 0.00 | 16,334.00 | 0.00 | 16,334.00 | 0.00 |
| 309.000 | ITINERANT SPEECH IMPROVEMENT | | | | | | | |
| 2252-000 | Chrgs to Components-Services | | 447,925.00 | 0.00 | 447,925.00 | 0.00 | 447,925.00 | 0.00 |
| Subtotal of 309.000 ITINERANT SPEECH IMPROVEMENT | | | 447,925.00 | 0.00 | 447,925.00 | 0.00 | 447,925.00 | 0.00 |
| 310.000 | ITINERANT SPEECH IMPAIRED | | | | | | | |
| 2252-000 | Chrgs to Components-Services | | 412,084.00 | 0.00 | 412,084.00 | 0.00 | 412,084.00 | 0.00 |
| Subtotal of 310.000 ITINERANT SPEECH IMPAIRED | | | 412,084.00 | 0.00 | 412,084.00 | 0.00 | 412,084.00 | 0.00 |
| 311.692 | CHINESE W/ ONEIDA HERKIMER MAD B | | | | | | | |
| 2252-000 | Chrgs to Components-Services | | 27,000.00 | 0.00 | 27,000.00 | 0.00 | 27,000.00 | 0.00 |
| Subtotal of 311.692 CHINESE W/ ONEIDA HERKIMER MAD B | | | 27,000.00 | 0.00 | 27,000.00 | 0.00 | 27,000.00 | 0.00 |
| 312.000 | ITINERANT SCHOOL PSYCHOLOGIST | | | | | | | |
| 2252-000 | Chrgs to Components-Services | | 323,908.00 | 0.00 | 323,908.00 | 0.00 | 323,908.00 | 0.00 |
| Subtotal of 312.000 ITINERANT SCHOOL PSYCHOLOGIST | | | 323,908.00 | 0.00 | 323,908.00 | 0.00 | 323,908.00 | 0.00 |
| 313.000 | ITINERANT INTERP FOR DEAF | | | | | | | |
| 2252-000 | Chrgs to Components-Services | | 298,216.00 | 0.00 | 298,216.00 | 0.00 | 298,216.00 | 0.00 |
| Subtotal of 313.000 ITINERANT INTERP FOR DEAF | | | 298,216.00 | 0.00 | 298,216.00 | 0.00 | 298,216.00 | 0.00 |

* Estimated revenue for Carryover Encumbrances from the prior fiscal year will not be realized
These are estimates to balance the budget

GREATER SOUTHERN TIER BOCES

Revenue Status Report As Of: 07/31/2015

Fiscal Year: 2016

Fund: A GENERAL FUND

| Revenue Account | Service | Description | Original Estimate | Adjustments | Current Estimate | Year-to-Date | Anticipated Balance | Excess Revenue |
|-----------------|---------------------------------------|----------------------------------|-------------------|-------------|------------------|--------------|---------------------|----------------|
| 316.000 | ITINERANT HOME AND CAREERS | | | | | | | |
| 2252-000 | Chrgs to Components-Services | | 78,480.00 | 0.00 | 78,480.00 | 0.00 | 78,480.00 | 0.00 |
| | Subtotal of 316.000 | ITINERANT HOME AND CAREERS | 78,480.00 | 0.00 | 78,480.00 | 0.00 | 78,480.00 | 0.00 |
| 318.000 | GENERAL SUPERVISION/COORDINATION | | | | | | | |
| 2252-000 | Chrgs to Components-Services | | 184,168.00 | 0.00 | 184,168.00 | 0.00 | 184,168.00 | 0.00 |
| | Subtotal of 318.000 | GENERAL SUPERVISION/COORDINATION | 184,168.00 | 0.00 | 184,168.00 | 0.00 | 184,168.00 | 0.00 |
| 320.000 | SUPERVISOR:SPECIAL EDUCATION PRO | | | | | | | |
| 2252-000 | Chrgs to Components-Services | | 20,084.00 | 0.00 | 20,084.00 | 0.00 | 20,084.00 | 0.00 |
| | Subtotal of 320.000 | SUPERVISOR:SPECIAL EDUCATION PRO | 20,084.00 | 0.00 | 20,084.00 | 0.00 | 20,084.00 | 0.00 |
| 324.000 | ITINERANT OCCUPATIONAL THERAPY | | | | | | | |
| 2252-000 | Chrgs to Components-Services | | 616,756.00 | 0.00 | 616,756.00 | 0.00 | 616,756.00 | 0.00 |
| | Subtotal of 324.000 | ITINERANT OCCUPATIONAL THERAPY | 616,756.00 | 0.00 | 616,756.00 | 0.00 | 616,756.00 | 0.00 |
| 326.000 | ITINERANT HARD OF HEARING | | | | | | | |
| 2252-000 | Chrgs to Components-Services | | 240,897.00 | 0.00 | 240,897.00 | 0.00 | 240,897.00 | 0.00 |
| | Subtotal of 326.000 | ITINERANT HARD OF HEARING | 240,897.00 | 0.00 | 240,897.00 | 0.00 | 240,897.00 | 0.00 |
| 327.000 | ITINERANT TEACHER OF THE DEAF | | | | | | | |
| 2252-000 | Chrgs to Components-Services | | 111,643.00 | 0.00 | 111,643.00 | 0.00 | 111,643.00 | 0.00 |
| | Subtotal of 327.000 | ITINERANT TEACHER OF THE DEAF | 111,643.00 | 0.00 | 111,643.00 | 0.00 | 111,643.00 | 0.00 |
| 328.693 | INTERNAL AUDITOR W/TST BOCES | | | | | | | |
| 2252-000 | Chrgs to Components-Services | | 67,223.00 | 0.00 | 67,223.00 | 0.00 | 67,223.00 | 0.00 |
| | Subtotal of 328.693 | INTERNAL AUDITOR W/TST BOCES | 67,223.00 | 0.00 | 67,223.00 | 0.00 | 67,223.00 | 0.00 |
| 329.499 | BUSINESS MANAGER W/ CATT-ALL BOC | | | | | | | |
| 2252-000 | Chrgs to Components-Services | | 23,548.00 | 0.00 | 23,548.00 | 0.00 | 23,548.00 | 0.00 |
| | Subtotal of 329.499 | BUSINESS MANAGER W/ CATT-ALL BOC | 23,548.00 | 0.00 | 23,548.00 | 0.00 | 23,548.00 | 0.00 |
| 330.000 | ITINERANT NURSE/NURSE TEACHER | | | | | | | |
| 2252-000 | Chrgs to Components-Services | | 62,360.00 | 0.00 | 62,360.00 | 0.00 | 62,360.00 | 0.00 |
| | Subtotal of 330.000 | ITINERANT NURSE/NURSE TEACHER | 62,360.00 | 0.00 | 62,360.00 | 0.00 | 62,360.00 | 0.00 |
| 331.000 | ITINERANT CONSULTANT TEACHER | | | | | | | |
| 2252-000 | Chrgs to Components-Services | | 630,884.00 | 0.00 | 630,884.00 | 0.00 | 630,884.00 | 0.00 |
| | 2701-000 Refunds Prior Years Expenses | | 0.00 | 0.00 | 0.00 | 2,570.27 | 0.00 | 2,570.27 |

* Estimated revenue for Carryover Encumbrances from the prior fiscal year will not be realized. These are estimates to balance the budget

GREATER SOUTHERN TIER BOCES

Revenue Status Report As Of: 07/31/2015

Fiscal Year: 2016

Fund: A GENERAL FUND

| Revenue Account | Service | Description | Original Estimate | Adjustments | Current Estimate | Year-to-Date | Anticipated Balance | Excess Revenue |
|---------------------|----------------------------------|-------------|-------------------|-------------|------------------|--------------|---------------------|----------------|
| Subtotal of 331.000 | ITINERANT CONSULTANT TEACHER | | 630,884.00 | 0.00 | 630,884.00 | 2,570.27 | 630,884.00 | 2,570.27 |
| 332.000 | ITINERANT SCHOOL SOCIAL WORKER | | | | | | | |
| 2252-000 | Chrgs to Components-Services | | 66,582.00 | 0.00 | 66,582.00 | 0.00 | 66,582.00 | 0.00 |
| Subtotal of 332.000 | ITINERANT SCHOOL SOCIAL WORKER | | 66,582.00 | 0.00 | 66,582.00 | 0.00 | 66,582.00 | 0.00 |
| 334.499 | ITINERANT VISUALLY IMPAIRED | | | | | | | |
| 2252-000 | Chrgs to Components-Services | | 7,216.00 | 0.00 | 7,216.00 | 0.00 | 7,216.00 | 0.00 |
| Subtotal of 334.499 | ITINERANT VISUALLY IMPAIRED | | 7,216.00 | 0.00 | 7,216.00 | 0.00 | 7,216.00 | 0.00 |
| 335.698 | ITIN DIAG SVS W/PUT-WEST | | | | | | | |
| 2252-000 | Chrgs to Components-Services | | 7,445.00 | 0.00 | 7,445.00 | 0.00 | 7,445.00 | 0.00 |
| Subtotal of 335.698 | ITIN DIAG SVS W/PUT-WEST | | 7,445.00 | 0.00 | 7,445.00 | 0.00 | 7,445.00 | 0.00 |
| 336.494 | ITIN INTERP FOR DEAF W/MONROE #1 | | | | | | | |
| 2252-000 | Chrgs to Components-Services | | 28,209.00 | 0.00 | 28,209.00 | 0.00 | 28,209.00 | 0.00 |
| Subtotal of 336.494 | ITIN INTERP FOR DEAF W/MONROE #1 | | 28,209.00 | 0.00 | 28,209.00 | 0.00 | 28,209.00 | 0.00 |
| 344.495 | OCCUPATIONAL THERAPY W/ WFL BOC | | | | | | | |
| 2252-000 | Chrgs to Components-Services | | 656.00 | 0.00 | 656.00 | 0.00 | 656.00 | 0.00 |
| Subtotal of 344.495 | OCCUPATIONAL THERAPY W/ WFL BOC | | 656.00 | 0.00 | 656.00 | 0.00 | 656.00 | 0.00 |
| 401.000 | ARTS IN ED(BASE) | | | | | | | |
| 2252-000 | Chrgs to Components-Services | | 59,752.00 | 0.00 | 59,752.00 | 0.00 | 59,752.00 | 0.00 |
| Subtotal of 401.000 | ARTS IN ED(BASE) | | 59,752.00 | 0.00 | 59,752.00 | 0.00 | 59,752.00 | 0.00 |
| 401.001 | ARTS IN ED-DIST SPEC | | | | | | | |
| 2252-000 | Chrgs to Components-Services | | 303,338.00 | 0.00 | 303,338.00 | 0.00 | 303,338.00 | 0.00 |
| Subtotal of 401.001 | ARTS IN ED-DIST SPEC | | 303,338.00 | 0.00 | 303,338.00 | 0.00 | 303,338.00 | 0.00 |
| 401.002 | ARTS IN ED-CHEMUNG RIVER | | | | | | | |
| 2252-000 | Chrgs to Components-Services | | 18,400.00 | 0.00 | 18,400.00 | 0.00 | 18,400.00 | 0.00 |
| Subtotal of 401.002 | ARTS IN ED-CHEMUNG RIVER | | 18,400.00 | 0.00 | 18,400.00 | 0.00 | 18,400.00 | 0.00 |
| 403.001 | ALT ED - AD BASED LRNG (ABL) | | | | | | | |
| 2252-000 | Chrgs to Components-Services | | 104,793.00 | 0.00 | 104,793.00 | 0.00 | 104,793.00 | 0.00 |
| 2770-000 | Unclassified Revenues | | 0.00 | 0.00 | 0.00 | 1,750.00 | 0.00 | 1,750.00 |
| Subtotal of 403.001 | ALT ED - AD BASED LRNG (ABL) | | 104,793.00 | 0.00 | 104,793.00 | 1,750.00 | 104,793.00 | 1,750.00 |

* Estimated revenue for Carryover Encumbrances from the prior fiscal year will not be realized.

These are estimates to balance the budget

GREATER SOUTHERN TIER BOCES

Revenue Status Report As Of: 07/31/2015

Fiscal Year: 2016

Fund: A GENERAL FUND

| Revenue Account | Service | Description | Original Estimate | Adjustments | Current Estimate | Year-to-Date | Anticipated Balance | Excess Revenue |
|--|--|-------------|-------------------|-------------|------------------|--------------|---------------------|----------------|
| 403.003 ALT ED - SECONDARY(MODEL A) | | | | | | | | |
| 2252-000 | Chrgs to Components-Services | | 1,669,666.00 | 0.00 | 1,669,666.00 | 0.00 | 1,669,666.00 | 0.00 |
| | Subtotal of 403.003 ALT ED - SECONDARY(MODEL A) | | 1,669,666.00 | 0.00 | 1,669,666.00 | 0.00 | 1,669,666.00 | 0.00 |
| 403.004 ALT ED - MIDDLE SCHOOL-HORNELL | | | | | | | | |
| 2252-000 | Chrgs to Components-Services | | 198,948.00 | 0.00 | 198,948.00 | 0.00 | 198,948.00 | 0.00 |
| | Subtotal of 403.004 ALT ED - MIDDLE SCHOOL-HORNELL | | 198,948.00 | 0.00 | 198,948.00 | 0.00 | 198,948.00 | 0.00 |
| 403.005 ALT ED - MIDDLE SCHOOL COOPERS | | | | | | | | |
| 2252-000 | Chrgs to Components-Services | | 440,864.00 | 0.00 | 440,864.00 | 0.00 | 440,864.00 | 0.00 |
| | Subtotal of 403.005 ALT ED - MIDDLE SCHOOL COOPERS | | 440,864.00 | 0.00 | 440,864.00 | 0.00 | 440,864.00 | 0.00 |
| 409.000 ACADEMIC PRGS-DETENTION | | | | | | | | |
| 2252-000 | Chrgs to Components-Services | | 116,880.00 | -116,880.00 | 0.00 | 0.00 | 0.00 | 0.00 |
| | Subtotal of 409.000 ACADEMIC PRGS-DETENTION | | 116,880.00 | -116,880.00 | 0.00 | 0.00 | 0.00 | 0.00 |
| 412.000 ADV PLCMT-ACE | | | | | | | | |
| 2252-000 | Chrgs to Components-Services | | 52,216.00 | 0.00 | 52,216.00 | 0.00 | 52,216.00 | 0.00 |
| | Subtotal of 412.000 ADV PLCMT-ACE | | 52,216.00 | 0.00 | 52,216.00 | 0.00 | 52,216.00 | 0.00 |
| 415.000 SUMMER SCHOOL-SECONDARY | | | | | | | | |
| 2252-000 | Chrgs to Components-Services | | 762,100.00 | 0.00 | 762,100.00 | 0.00 | 762,100.00 | 0.00 |
| | Subtotal of 415.000 SUMMER SCHOOL-SECONDARY | | 762,100.00 | 0.00 | 762,100.00 | 0.00 | 762,100.00 | 0.00 |
| 426.000 EXPL ENRICHMNT-STEM ACTIVITIES | | | | | | | | |
| 2252-000 | Chrgs to Components-Services | | 19,483.00 | 0.00 | 19,483.00 | 0.00 | 19,483.00 | 0.00 |
| | Subtotal of 426.000 EXPL ENRICHMNT-STEM ACTIVITIES | | 19,483.00 | 0.00 | 19,483.00 | 0.00 | 19,483.00 | 0.00 |
| 426.001 EXPL ENRICHMNT-DISTRICT SPECIFIC | | | | | | | | |
| 2252-000 | Chrgs to Components-Services | | 110,405.00 | 0.00 | 110,405.00 | 0.00 | 110,405.00 | 0.00 |
| | Subtotal of 426.001 EXPL ENRICHMNT-DISTRICT SPECIFIC | | 110,405.00 | 0.00 | 110,405.00 | 0.00 | 110,405.00 | 0.00 |
| 427.599 EXPL ENRICHMNT W/BROOME BOCES | | | | | | | | |
| 2252-000 | Chrgs to Components-Services | | 14,746.00 | 0.00 | 14,746.00 | 0.00 | 14,746.00 | 0.00 |
| | Subtotal of 427.599 EXPL ENRICHMNT W/BROOME BOCES | | 14,746.00 | 0.00 | 14,746.00 | 0.00 | 14,746.00 | 0.00 |
| 430.000 DISTANCE LEARNING BASE-COORD | | | | | | | | |
| 2252-000 | Chrgs to Components-Services | | 107,953.00 | 0.00 | 107,953.00 | 0.00 | 107,953.00 | 0.00 |

* Estimated revenue for Carryover Encumbrances from the prior fiscal year will not be realized.
These are estimates to balance the budget

GREATER SOUTHERN TIER BOCES

Revenue Status Report As Of: 07/31/2015

Fiscal Year: 2016

Fund: A GENERAL FUND

| Revenue Account | Service | Description | Original Estimate | Adjustments | Current Estimate | Year-to-Date | Anticipated Balance | Excess Revenue |
|--|----------------------------------|-------------|-------------------|-------------|------------------|--------------|---------------------|----------------|
| Subtotal of 430.000 DISTANCE LEARNING BASE-COORD | | | 107,953.00 | 0.00 | 107,953.00 | 0.00 | 107,953.00 | 0.00 |
| 430.001 | DISTANCE LEARNING DIST SPEC | | | | | | | |
| 2252-000 | Chrgs to Components-Services | | 41,875.00 | 0.00 | 41,875.00 | 0.00 | 41,875.00 | 0.00 |
| Subtotal of 430.001 DISTANCE LEARNING DIST SPEC | | | 41,875.00 | 0.00 | 41,875.00 | 0.00 | 41,875.00 | 0.00 |
| 430.002 | VIRTUAL WORLD PROJECT | | | | | | | |
| 2252-000 | Chrgs to Components-Services | | 48,874.00 | 0.00 | 48,874.00 | 0.00 | 48,874.00 | 0.00 |
| Subtotal of 430.002 VIRTUAL WORLD PROJECT | | | 48,874.00 | 0.00 | 48,874.00 | 0.00 | 48,874.00 | 0.00 |
| 430.003 | VIRTUAL WORLD PROJ-SCI FAIR STIP | | | | | | | |
| 2252-000 | Chrgs to Components-Services | | 18,500.00 | 0.00 | 18,500.00 | 0.00 | 18,500.00 | 0.00 |
| Subtotal of 430.003 VIRTUAL WORLD PROJ-SCI FAIR STIP | | | 18,500.00 | 0.00 | 18,500.00 | 0.00 | 18,500.00 | 0.00 |
| 430.004 | VIRTUAL WORLD PROJ-SCI FAIR WORL | | | | | | | |
| 2252-000 | Chrgs to Components-Services | | 9,500.00 | 0.00 | 9,500.00 | 0.00 | 9,500.00 | 0.00 |
| Subtotal of 430.004 VIRTUAL WORLD PROJ-SCI FAIR WORL | | | 9,500.00 | 0.00 | 9,500.00 | 0.00 | 9,500.00 | 0.00 |
| 430.005 | VIRTUAL WORLD PROJ-CYBER CIV | | | | | | | |
| 2252-000 | Chrgs to Components-Services | | 3,150.00 | 0.00 | 3,150.00 | 0.00 | 3,150.00 | 0.00 |
| Subtotal of 430.005 VIRTUAL WORLD PROJ-CYBER CIV | | | 3,150.00 | 0.00 | 3,150.00 | 0.00 | 3,150.00 | 0.00 |
| 430.006 | VIRTUAL WORLD PROJ-RIVER CITY | | | | | | | |
| 2252-000 | Chrgs to Components-Services | | 1,300.00 | 0.00 | 1,300.00 | 0.00 | 1,300.00 | 0.00 |
| Subtotal of 430.006 VIRTUAL WORLD PROJ-RIVER CITY | | | 1,300.00 | 0.00 | 1,300.00 | 0.00 | 1,300.00 | 0.00 |
| 430.007 | DL-ADVANCED ACADEMICS BASE | | | | | | | |
| 2252-000 | Chrgs to Components-Services | | 99,092.00 | 0.00 | 99,092.00 | 0.00 | 99,092.00 | 0.00 |
| Subtotal of 430.007 DL-ADVANCED ACADEMICS BASE | | | 99,092.00 | 0.00 | 99,092.00 | 0.00 | 99,092.00 | 0.00 |
| 430.008 | DL-ADVANCED ACADEMICS DIST SPEC | | | | | | | |
| 2252-000 | Chrgs to Components-Services | | 246,280.00 | 0.00 | 246,280.00 | 0.00 | 246,280.00 | 0.00 |
| Subtotal of 430.008 DL-ADVANCED ACADEMICS DIST SPEC | | | 246,280.00 | 0.00 | 246,280.00 | 0.00 | 246,280.00 | 0.00 |
| 432.495 | DISTANCE LEARNING W/WFL BOCES | | | | | | | |
| 2252-000 | Chrgs to Components-Services | | 2,103.00 | 0.00 | 2,103.00 | 0.00 | 2,103.00 | 0.00 |
| Subtotal of 432.495 DISTANCE LEARNING W/WFL BOCES | | | 2,103.00 | 0.00 | 2,103.00 | 0.00 | 2,103.00 | 0.00 |
| 433.496 | DISTANCE LEARNING W/MON 2 BOCES | | | | | | | |

* Estimated revenue for Carryover Encumbrances from the prior fiscal year will not be realized. These are estimates to balance the budget

GREATER SOUTHERN TIER BOCES

Revenue Status Report As Of: 07/31/2015

Fiscal Year: 2016

Fund: A GENERAL FUND

| Revenue Account | Service | Description | Original Estimate | Adjustments | Current Estimate | Year-to-Date | Anticipated Balance | Excess Revenue |
|--|----------------------------------|-------------|-------------------|-------------|------------------|--------------|---------------------|----------------|
| 2252-000 | Chrgs to Components-Services | | 4,340.00 | 0.00 | 4,340.00 | 0.00 | 4,340.00 | 0.00 |
| Subtotal of 433.496 DISTANCE LEARNING W/MON 2 BOCES | | | 4,340.00 | 0.00 | 4,340.00 | 0.00 | 4,340.00 | 0.00 |
| | | | | | | | | |
| 438.594 | DISTANCE LEARNING W/ OCM BOCES | | | | | | | |
| 2252-000 | Chrgs to Components-Services | | 56,772.00 | 0.00 | 56,772.00 | 0.00 | 56,772.00 | 0.00 |
| Subtotal of 438.594 DISTANCE LEARNING W/ OCM BOCES | | | 56,772.00 | 0.00 | 56,772.00 | 0.00 | 56,772.00 | 0.00 |
| | | | | | | | | |
| 439.499 | EXPL ENRICHMNT W/CAEW BOCES | | | | | | | |
| 2252-000 | Chrgs to Components-Services | | 1,272.00 | 0.00 | 1,272.00 | 0.00 | 1,272.00 | 0.00 |
| Subtotal of 439.499 EXPL ENRICHMNT W/CAEW BOCES | | | 1,272.00 | 0.00 | 1,272.00 | 0.00 | 1,272.00 | 0.00 |
| | | | | | | | | |
| 440.493 | SUMMER SCHOOL W/ GV BOCES | | | | | | | |
| 2252-000 | Chrgs to Components-Services | | 2,117.00 | 0.00 | 2,117.00 | 0.00 | 2,117.00 | 0.00 |
| Subtotal of 440.493 SUMMER SCHOOL W/ GV BOCES | | | 2,117.00 | 0.00 | 2,117.00 | 0.00 | 2,117.00 | 0.00 |
| | | | | | | | | |
| 505.494 | ED COMM-MUSIC LIB-MONROE #1 BOCE | | | | | | | |
| 2252-000 | Chrgs to Components-Services | | 1,992.00 | -1.31 | 1,990.69 | 0.00 | 1,990.69 | 0.00 |
| Subtotal of 505.494 ED COMM-MUSIC LIB-MONROE #1 BOCE | | | 1,992.00 | -1.31 | 1,990.69 | 0.00 | 1,990.69 | 0.00 |
| | | | | | | | | |
| 506.000 | CURRICULUM DEVELOPMENT | | | | | | | |
| 2252-000 | Chrgs to Components-Services | | 876,943.00 | 0.00 | 876,943.00 | 0.00 | 876,943.00 | 0.00 |
| Subtotal of 506.000 CURRICULUM DEVELOPMENT | | | 876,943.00 | 0.00 | 876,943.00 | 0.00 | 876,943.00 | 0.00 |
| | | | | | | | | |
| 506.001 | CURRICULUM DEVELOPMENT-STIPENDS | | | | | | | |
| 2252-000 | Chrgs to Components-Services | | 71,200.00 | 0.00 | 71,200.00 | 0.00 | 71,200.00 | 0.00 |
| Subtotal of 506.001 CURRICULUM DEVELOPMENT-STIPENDS | | | 71,200.00 | 0.00 | 71,200.00 | 0.00 | 71,200.00 | 0.00 |
| | | | | | | | | |
| 506.002 | CURRICULUM DEVELOPMENT-SUBS | | | | | | | |
| 2252-000 | Chrgs to Components-Services | | 75,200.00 | 0.00 | 75,200.00 | 0.00 | 75,200.00 | 0.00 |
| Subtotal of 506.002 CURRICULUM DEVELOPMENT-SUBS | | | 75,200.00 | 0.00 | 75,200.00 | 0.00 | 75,200.00 | 0.00 |
| | | | | | | | | |
| 507.000 | INTER SCHLSTIC SPORTS COORD-V | | | | | | | |
| 2252-000 | Chrgs to Components-Services | | 8,822.00 | 0.00 | 8,822.00 | 0.00 | 8,822.00 | 0.00 |
| 2254-000 | Chrgs to Other Boces-Services | | 802.00 | 0.00 | 802.00 | 0.00 | 802.00 | 0.00 |
| Subtotal of 507.000 INTER SCHLSTIC SPORTS COORD-V | | | 9,624.00 | 0.00 | 9,624.00 | 0.00 | 9,624.00 | 0.00 |
| | | | | | | | | |
| 508.000 | LIBRARY SERVICE/MEDIA (BASE) | | | | | | | |
| 2252-000 | Chrgs to Components-Services | | 82,908.00 | 0.00 | 82,908.00 | 0.00 | 82,908.00 | 0.00 |
| Subtotal of 508.000 LIBRARY SERVICE/MEDIA (BASE) | | | 82,908.00 | 0.00 | 82,908.00 | 0.00 | 82,908.00 | 0.00 |

* Estimated revenue for Carryover Encumbrances from the prior fiscal year will not be realized
These are estimates to balance the budget

GREATER SOUTHERN TIER BOCES

Revenue Status Report As Of: 07/31/2015

Fiscal Year: 2016

Fund: A GENERAL FUND

| Revenue Account | Service | Description | Original Estimate | Adjustments | Current Estimate | Year-to-Date | Anticipated Balance | Excess Revenue |
|--|---------|-------------|-------------------|-------------|------------------|--------------|---------------------|----------------|
| 508.001 LIBRY SVC-DATABASES | | | | | | | | |
| 2252-000 Chrgs to Components-Services | | | 162,242.00 | 0.00 | 162,242.00 | 0.00 | 162,242.00 | 0.00 |
| Subtotal of 508.001 LIBRY SVC-DATABASES | | | 162,242.00 | 0.00 | 162,242.00 | 0.00 | 162,242.00 | 0.00 |
| 508.002 LIBRY SVC-COOPERATIVE COLLECTION | | | | | | | | |
| 2252-000 Chrgs to Components-Services | | | 85,907.00 | 0.00 | 85,907.00 | 0.00 | 85,907.00 | 0.00 |
| Subtotal of 508.002 LIBRY SVC-COOPERATIVE COLLECTION | | | 85,907.00 | 0.00 | 85,907.00 | 0.00 | 85,907.00 | 0.00 |
| 511.000 PRINTING | | | | | | | | |
| 2252-000 Chrgs to Components-Services | | | 846,943.00 | 0.00 | 846,943.00 | 0.00 | 846,943.00 | 0.00 |
| 2770-000 Unclassified Revenues | | | 437.00 | 0.00 | 437.00 | 0.00 | 437.00 | 0.00 |
| Subtotal of 511.000 PRINTING | | | 847,380.00 | 0.00 | 847,380.00 | 0.00 | 847,380.00 | 0.00 |
| 511.005 PRINTING - COURIER | | | | | | | | |
| 2252-000 Chrgs to Components-Services | | | 209,484.00 | 0.00 | 209,484.00 | 0.00 | 209,484.00 | 0.00 |
| 2770-000 Unclassified Revenues | | | 850.00 | 0.00 | 850.00 | 0.00 | 850.00 | 0.00 |
| Subtotal of 511.005 PRINTING - COURIER | | | 210,334.00 | 0.00 | 210,334.00 | 0.00 | 210,334.00 | 0.00 |
| 512.000 COMP SVC-CAI/LAN | | | | | | | | |
| 2252-000 Chrgs to Components-Services | | | 766,072.00 | 0.00 | 766,072.00 | 0.00 | 766,072.00 | 0.00 |
| 2254-000 Chrgs to Other Boces-Services | | | 5,652.00 | 0.00 | 5,652.00 | 0.00 | 5,652.00 | 0.00 |
| Subtotal of 512.000 COMP SVC-CAI/LAN | | | 771,724.00 | 0.00 | 771,724.00 | 0.00 | 771,724.00 | 0.00 |
| 512.001 COMP SVC-CAI/LAN DIST SPEC | | | | | | | | |
| 2252-000 Chrgs to Components-Services | | | 1,309,689.00 | 0.00 | 1,309,689.00 | 0.00 | 1,309,689.00 | 0.00 |
| 2254-000 Chrgs to Other Boces-Services | | | 379,000.00 | 0.00 | 379,000.00 | 0.00 | 379,000.00 | 0.00 |
| Subtotal of 512.001 COMP SVC-CAI/LAN DIST SPEC | | | 1,688,689.00 | 0.00 | 1,688,689.00 | 0.00 | 1,688,689.00 | 0.00 |
| 513.000 LIBRARY AUTOMATION (BASE) | | | | | | | | |
| 2252-000 Chrgs to Components-Services | | | 211,835.00 | 0.00 | 211,835.00 | 0.00 | 211,835.00 | 0.00 |
| Subtotal of 513.000 LIBRARY AUTOMATION (BASE) | | | 211,835.00 | 0.00 | 211,835.00 | 0.00 | 211,835.00 | 0.00 |
| 513.001 LIBRARY AUTOMATION-DIST SPECIFIC | | | | | | | | |
| 2252-000 Chrgs to Components-Services | | | 11,045.00 | 0.00 | 11,045.00 | 0.00 | 11,045.00 | 0.00 |
| Subtotal of 513.001 LIBRARY AUTOMATION-DIST SPECIFIC | | | 11,045.00 | 0.00 | 11,045.00 | 0.00 | 11,045.00 | 0.00 |
| 513.002 LIBRARY AUTOMATION-MANDARIN | | | | | | | | |
| 2252-000 Chrgs to Components-Services | | | 42,840.00 | 0.00 | 42,840.00 | 0.00 | 42,840.00 | 0.00 |

* Estimated revenue for Carryover Encumbrances from the prior fiscal year will not be realized.

These are estimates to balance the budget

GREATER SOUTHERN TIER BOCES

Revenue Status Report As Of: 07/31/2015

Fiscal Year: 2016

Fund: A GENERAL FUND

| Revenue Account | Service | Description | Original Estimate | Adjustments | Current Estimate | Year-to-Date | Anticipated Balance | Excess Revenue |
|---------------------|----------------------------------|-------------|-------------------|-------------|------------------|--------------|---------------------|----------------|
| Subtotal of 513.002 | LIBRARY AUTOMATION-MANDARIN | | 42,840.00 | 0.00 | 42,840.00 | 0.00 | 42,840.00 | 0.00 |
| 513.003 | LIBRARY AUTOMATION-ALEXANDRIA | | | | | | | |
| 2252-000 | Chrgs to Components-Services | | 2,397.00 | 0.00 | 2,397.00 | 0.00 | 2,397.00 | 0.00 |
| Subtotal of 513.003 | LIBRARY AUTOMATION-ALEXANDRIA | | 2,397.00 | 0.00 | 2,397.00 | 0.00 | 2,397.00 | 0.00 |
| 514.000 | EXTRA CURR COORD ACADEMIC ALL ST | | | | | | | |
| 2252-000 | Chrgs to Components-Services | | 12,765.00 | 0.00 | 12,765.00 | 0.00 | 12,765.00 | 0.00 |
| Subtotal of 514.000 | EXTRA CURR COORD ACADEMIC ALL ST | | 12,765.00 | 0.00 | 12,765.00 | 0.00 | 12,765.00 | 0.00 |
| 516.000 | PLANNING/INSTR-GRANT WRITING | | | | | | | |
| 2252-000 | Chrgs to Components-Services | | 962,276.00 | 0.00 | 962,276.00 | 0.00 | 962,276.00 | 0.00 |
| Subtotal of 516.000 | PLANNING/INSTR-GRANT WRITING | | 962,276.00 | 0.00 | 962,276.00 | 0.00 | 962,276.00 | 0.00 |
| 517.000 | COORD, OTHER-CENTRAL | | | | | | | |
| 2254-000 | Chrgs to Other Boces-Services | | 22,500.00 | 0.00 | 22,500.00 | 0.00 | 22,500.00 | 0.00 |
| 2770-000 | Unclassified Revenues | | 9,750.00 | 0.00 | 9,750.00 | 3,750.00 | 6,000.00 | 0.00 |
| Subtotal of 517.000 | COORD, OTHER-CENTRAL | | 32,250.00 | 0.00 | 32,250.00 | 3,750.00 | 28,500.00 | 0.00 |
| 518.000 | COORDINATOR OF HOME INSTRUCTION | | | | | | | |
| 2252-000 | Chrgs to Components-Services | | 57,319.00 | 0.00 | 57,319.00 | 0.00 | 57,319.00 | 0.00 |
| Subtotal of 518.000 | COORDINATOR OF HOME INSTRUCTION | | 57,319.00 | 0.00 | 57,319.00 | 0.00 | 57,319.00 | 0.00 |
| 520.000 | COMPREHENSIVE SUPPORT SERVICES | | | | | | | |
| 2252-000 | Chrgs to Components-Services | | 67,464.00 | 0.00 | 67,464.00 | 0.00 | 67,464.00 | 0.00 |
| Subtotal of 520.000 | COMPREHENSIVE SUPPORT SERVICES | | 67,464.00 | 0.00 | 67,464.00 | 0.00 | 67,464.00 | 0.00 |
| 522.000 | EQUIPMENT REPAIR-AV | | | | | | | |
| 2252-000 | Chrgs to Components-Services | | 120,311.00 | 0.00 | 120,311.00 | 0.00 | 120,311.00 | 0.00 |
| 2770-000 | Unclassified Revenues | | 228.00 | 0.00 | 228.00 | 0.00 | 228.00 | 0.00 |
| Subtotal of 522.000 | EQUIPMENT REPAIR-AV | | 120,539.00 | 0.00 | 120,539.00 | 0.00 | 120,539.00 | 0.00 |
| 522.001 | EQUIPMENT REPAIR-MICRO | | | | | | | |
| 2252-000 | Chrgs to Components-Services | | 221,033.00 | 0.00 | 221,033.00 | 0.00 | 221,033.00 | 0.00 |
| 2701-000 | Refunds Prior Years Expenses | | 0.00 | 0.00 | 0.00 | 217.00 | 0.00 | 217.00 |
| Subtotal of 522.001 | EQUIPMENT REPAIR-MICRO | | 221,033.00 | 0.00 | 221,033.00 | 217.00 | 221,033.00 | 217.00 |
| 523.493 | INTER-SCHOL COOR-W/ GV BOCES | | | | | | | |
| 2252-000 | Chrgs to Components-Services | | 5,790.00 | 0.00 | 5,790.00 | 0.00 | 5,790.00 | 0.00 |

* Estimated revenue for Carryover Encumbrances from the prior fiscal year will not be realized.

These are estimates to balance the budget

GREATER SOUTHERN TIER BOCES

Revenue Status Report As Of: 07/31/2015

Fiscal Year: 2016

Fund: A GENERAL FUND

| Revenue Account | Service | Description | Original Estimate | Adjustments | Current Estimate | Year-to-Date | Anticipated Balance | Excess Revenue |
|---|-------------------------------------|-------------|-------------------|-------------|------------------|--------------|---------------------|----------------|
| Subtotal of 523.493 INTER-SCHOL COOR-W/ GV BOCES | | | 5,790.00 | 0.00 | 5,790.00 | 0.00 | 5,790.00 | 0.00 |
| 525.000 | STAFF DVLPMNT-CURR MENTOR-BASE | | | | | | | |
| 2252-000 | Chrgs to Components-Services | | 573,860.00 | 0.00 | 573,860.00 | 0.00 | 573,860.00 | 0.00 |
| Subtotal of 525.000 STAFF DVLPMNT-CURR MENTOR-BASE | | | 573,860.00 | 0.00 | 573,860.00 | 0.00 | 573,860.00 | 0.00 |
| 525.001 | STAFF DVLPMNT-CURR MENTOR-SUBS | | | | | | | |
| 2252-000 | Chrgs to Components-Services | | 71,970.00 | 0.00 | 71,970.00 | 0.00 | 71,970.00 | 0.00 |
| Subtotal of 525.001 STAFF DVLPMNT-CURR MENTOR-SUBS | | | 71,970.00 | 0.00 | 71,970.00 | 0.00 | 71,970.00 | 0.00 |
| 525.002 | STAFF DVLPMNT-CURR MENTOR-SUMMER | | | | | | | |
| 2252-000 | Chrgs to Components-Services | | 29,437.00 | 0.00 | 29,437.00 | 0.00 | 29,437.00 | 0.00 |
| Subtotal of 525.002 STAFF DVLPMNT-CURR MENTOR-SUMMER | | | 29,437.00 | 0.00 | 29,437.00 | 0.00 | 29,437.00 | 0.00 |
| 525.003 | STF DVLPMNT-CURR MNTR-SUMMER STIPND | | | | | | | |
| 2252-000 | Chrgs to Components-Services | | 60,920.00 | 0.00 | 60,920.00 | 0.00 | 60,920.00 | 0.00 |
| Subtotal of 525.003 STF DVLPMNT-CURR MNTR-SUMMER STIPND | | | 60,920.00 | 0.00 | 60,920.00 | 0.00 | 60,920.00 | 0.00 |
| 525.004 | STAFF DVLPMNT-STEM MENTORS | | | | | | | |
| 2252-000 | Chrgs to Components-Services | | 946,870.00 | 0.00 | 946,870.00 | 0.00 | 946,870.00 | 0.00 |
| 2254-000 | Chrgs to Other Boces-Services | | 43,040.00 | 0.00 | 43,040.00 | 0.00 | 43,040.00 | 0.00 |
| Subtotal of 525.004 STAFF DVLPMNT-STEM MENTORS | | | 989,910.00 | 0.00 | 989,910.00 | 0.00 | 989,910.00 | 0.00 |
| 525.006 | STAFF DVLPMNT-STEM SUBS | | | | | | | |
| 2252-000 | Chrgs to Components-Services | | 120,968.00 | 0.00 | 120,968.00 | 0.00 | 120,968.00 | 0.00 |
| Subtotal of 525.006 STAFF DVLPMNT-STEM SUBS | | | 120,968.00 | 0.00 | 120,968.00 | 0.00 | 120,968.00 | 0.00 |
| 525.007 | STAFF DVLPMNT-STEM STIPENDS | | | | | | | |
| 2252-000 | Chrgs to Components-Services | | 500.00 | 0.00 | 500.00 | 0.00 | 500.00 | 0.00 |
| Subtotal of 525.007 STAFF DVLPMNT-STEM STIPENDS | | | 500.00 | 0.00 | 500.00 | 0.00 | 500.00 | 0.00 |
| 525.008 | STAFF DVLPMNT-STEM EVALS | | | | | | | |
| 2252-000 | Chrgs to Components-Services | | 43,200.00 | 0.00 | 43,200.00 | 0.00 | 43,200.00 | 0.00 |
| Subtotal of 525.008 STAFF DVLPMNT-STEM EVALS | | | 43,200.00 | 0.00 | 43,200.00 | 0.00 | 43,200.00 | 0.00 |
| 526.691 | INTER-SCHOL COOR-DCMO | | | | | | | |
| 2252-000 | Chrgs to Components-Services | | 28,693.00 | 0.00 | 28,693.00 | 0.00 | 28,693.00 | 0.00 |
| Subtotal of 526.691 INTER-SCHOL COOR-DCMO | | | 28,693.00 | 0.00 | 28,693.00 | 0.00 | 28,693.00 | 0.00 |

* Estimated revenue for Carryover Encumbrances from the prior fiscal year will not be realized.

These are estimates to balance the budget

GREATER SOUTHERN TIER BOCES

Revenue Status Report As Of: 07/31/2015

Fiscal Year: 2016

Fund: A GENERAL FUND

| Revenue Account | Service | Description | Original Estimate | Adjustments | Current Estimate | Year-to-Date | Anticipated Balance | Excess Revenue |
|--|---------|-------------|-------------------|-------------|------------------|--------------|---------------------|----------------|
| 527.000 INSTR MAT DEVEL-ELEM SCIENCE | | | | | | | | |
| 2252-000 Chrgs to Components-Services | | | 221,622.00 | 0.00 | 221,622.00 | 0.00 | 221,622.00 | 0.00 |
| 2254-000 Chrgs to Other Boces-Services | | | 11,134.00 | 0.00 | 11,134.00 | 0.00 | 11,134.00 | 0.00 |
| Subtotal of 527.000 INSTR MAT DEVEL-ELEM SCIENCE | | | 232,756.00 | 0.00 | 232,756.00 | 0.00 | 232,756.00 | 0.00 |
| 527.001 DISCRETIONARY-ELEM SCIENCE | | | | | | | | |
| 2252-000 Chrgs to Components-Services | | | 432,312.00 | 0.00 | 432,312.00 | 0.00 | 432,312.00 | 0.00 |
| 2254-000 Chrgs to Other Boces-Services | | | 30,649.00 | 0.00 | 30,649.00 | 0.00 | 30,649.00 | 0.00 |
| Subtotal of 527.001 DISCRETIONARY-ELEM SCIENCE | | | 462,961.00 | 0.00 | 462,961.00 | 0.00 | 462,961.00 | 0.00 |
| 527.002 INSTR MAT DEVEL-SCI DISCOVERY CT | | | | | | | | |
| 2252-000 Chrgs to Components-Services | | | 4,322.00 | 0.00 | 4,322.00 | 0.00 | 4,322.00 | 0.00 |
| Subtotal of 527.002 INSTR MAT DEVEL-SCI DISCOVERY CT | | | 4,322.00 | 0.00 | 4,322.00 | 0.00 | 4,322.00 | 0.00 |
| 527.003 SCI DISCOVERY CTR-DIST SPEC | | | | | | | | |
| 2252-000 Chrgs to Components-Services | | | 43,213.00 | 0.00 | 43,213.00 | 0.00 | 43,213.00 | 0.00 |
| Subtotal of 527.003 SCI DISCOVERY CTR-DIST SPEC | | | 43,213.00 | 0.00 | 43,213.00 | 0.00 | 43,213.00 | 0.00 |
| 528.000 IND-ED ACT COOR-CDC | | | | | | | | |
| 2252-000 Chrgs to Components-Services | | | 354,326.00 | 0.00 | 354,326.00 | 0.00 | 354,326.00 | 0.00 |
| 2770-000 Unclassified Revenues | | | 91,781.00 | 0.00 | 91,781.00 | 0.00 | 91,781.00 | 0.00 |
| Subtotal of 528.000 IND-ED ACT COOR-CDC | | | 446,107.00 | 0.00 | 446,107.00 | 0.00 | 446,107.00 | 0.00 |
| 528.002 IND-ED ACT COOR-CDC INTERNSHIPS | | | | | | | | |
| 2252-000 Chrgs to Components-Services | | | 35,004.00 | 0.00 | 35,004.00 | 0.00 | 35,004.00 | 0.00 |
| Subtotal of 528.002 IND-ED ACT COOR-CDC INTERNSHIPS | | | 35,004.00 | 0.00 | 35,004.00 | 0.00 | 35,004.00 | 0.00 |
| 528.005 IND-ED ACT COOR-CDC YOUTH LEADER | | | | | | | | |
| 2252-000 Chrgs to Components-Services | | | 6,750.00 | 0.00 | 6,750.00 | 0.00 | 6,750.00 | 0.00 |
| Subtotal of 528.005 IND-ED ACT COOR-CDC YOUTH LEADER | | | 6,750.00 | 0.00 | 6,750.00 | 0.00 | 6,750.00 | 0.00 |
| 528.008 IND-ED ACT COOR-CDC ADDL CAREER | | | | | | | | |
| 2252-000 Chrgs to Components-Services | | | 28,150.00 | 0.00 | 28,150.00 | 0.00 | 28,150.00 | 0.00 |
| Subtotal of 528.008 IND-ED ACT COOR-CDC ADDL CAREER | | | 28,150.00 | 0.00 | 28,150.00 | 0.00 | 28,150.00 | 0.00 |
| 535.499 Equipment Repair XC | | | | | | | | |
| 2252-000 Chrgs to Components-Services | | | 8,199.00 | 0.00 | 8,199.00 | 0.00 | 8,199.00 | 0.00 |
| Subtotal of 535.499 Equipment Repair XC | | | 8,199.00 | 0.00 | 8,199.00 | 0.00 | 8,199.00 | 0.00 |

* Estimated revenue for Carryover Encumbrances from the prior fiscal year will not be realized.
These are estimates to balance the budget

GREATER SOUTHERN TIER BOCES

Revenue Status Report As Of: 07/31/2015

Fiscal Year: 2016

Fund: A GENERAL FUND

| Revenue Account | Service | Description | Original Estimate | Adjustments | Current Estimate | Year-to-Date | Anticipated Balance | Excess Revenue |
|-----------------|----------------------------------|----------------------------------|-------------------|-------------|------------------|--------------|---------------------|----------------|
| 536.000 | MODEL SCHOOLS-BASE | | | | | | | |
| 2252-000 | Chrgs to Components-Services | | 78,111.00 | 0.00 | 78,111.00 | 0.00 | 78,111.00 | 0.00 |
| | Subtotal of 536.000 | MODEL SCHOOLS-BASE | 78,111.00 | 0.00 | 78,111.00 | 0.00 | 78,111.00 | 0.00 |
| 536.001 | MODEL SCHOOLS-DIST SPEC | | | | | | | |
| 2252-000 | Chrgs to Components-Services | | 24,043.00 | 0.00 | 24,043.00 | 0.00 | 24,043.00 | 0.00 |
| | Subtotal of 536.001 | MODEL SCHOOLS-DIST SPEC | 24,043.00 | 0.00 | 24,043.00 | 0.00 | 24,043.00 | 0.00 |
| 537.000 | SCH CURR-BASE | | | | | | | |
| 2252-000 | Chrgs to Components-Services | | 215,921.00 | 0.00 | 215,921.00 | 0.00 | 215,921.00 | 0.00 |
| | Subtotal of 537.000 | SCH CURR-BASE | 215,921.00 | 0.00 | 215,921.00 | 0.00 | 215,921.00 | 0.00 |
| 537.001 | SCH CURR-WORKSHOPS | | | | | | | |
| 2252-000 | Chrgs to Components-Services | | 403,190.00 | 0.00 | 403,190.00 | 0.00 | 403,190.00 | 0.00 |
| 2770-000 | Unclassified Revenues | | 31,086.00 | 0.00 | 31,086.00 | 0.00 | 31,086.00 | 0.00 |
| | Subtotal of 537.001 | SCH CURR-WORKSHOPS | 434,276.00 | 0.00 | 434,276.00 | 0.00 | 434,276.00 | 0.00 |
| 537.002 | SCH CURR-DATA ANALYSIS | | | | | | | |
| 2252-000 | Chrgs to Components-Services | | 150,480.00 | 0.00 | 150,480.00 | 0.00 | 150,480.00 | 0.00 |
| | Subtotal of 537.002 | SCH CURR-DATA ANALYSIS | 150,480.00 | 0.00 | 150,480.00 | 0.00 | 150,480.00 | 0.00 |
| 537.003 | SCH CURR-LEADERSHIP | | | | | | | |
| 2252-000 | Chrgs to Components-Services | | 21,000.00 | 0.00 | 21,000.00 | 0.00 | 21,000.00 | 0.00 |
| | Subtotal of 537.003 | SCH CURR-LEADERSHIP | 21,000.00 | 0.00 | 21,000.00 | 0.00 | 21,000.00 | 0.00 |
| 537.004 | SCH CURR-SUB REIMBURSEMENT | | | | | | | |
| 2252-000 | Chrgs to Components-Services | | 60,139.00 | 0.00 | 60,139.00 | 0.00 | 60,139.00 | 0.00 |
| | Subtotal of 537.004 | SCH CURR-SUB REIMBURSEMENT | 60,139.00 | 0.00 | 60,139.00 | 0.00 | 60,139.00 | 0.00 |
| 537.005 | SCH CURR-WORKSHOPS-DISTRICT SPEC | | | | | | | |
| 2252-000 | Chrgs to Components-Services | | 85,850.00 | 0.00 | 85,850.00 | 0.00 | 85,850.00 | 0.00 |
| | Subtotal of 537.005 | SCH CURR-WORKSHOPS-DISTRICT SPEC | 85,850.00 | 0.00 | 85,850.00 | 0.00 | 85,850.00 | 0.00 |
| 537.006 | SCH CURR-STIPENDS | | | | | | | |
| 2252-000 | Chrgs to Components-Services | | 127,779.00 | 0.00 | 127,779.00 | 0.00 | 127,779.00 | 0.00 |
| | Subtotal of 537.006 | SCH CURR-STIPENDS | 127,779.00 | 0.00 | 127,779.00 | 0.00 | 127,779.00 | 0.00 |
| 537.007 | SCH CURR-SUPT RETREAT | | | | | | | |
| 2252-000 | Chrgs to Components-Services | | 6,300.00 | 0.00 | 6,300.00 | 0.00 | 6,300.00 | 0.00 |

* Estimated revenue for Carryover Encumbrances from the prior fiscal year will not be realized. These are estimates to balance the budget

GREATER SOUTHERN TIER BOCES

Revenue Status Report As Of: 07/31/2015

Fiscal Year: 2016

Fund: A GENERAL FUND

| Revenue Account | Service | Description | Original Estimate | Adjustments | Current Estimate | Year-to-Date | Anticipated Balance | Excess Revenue |
|--|----------|------------------------------|-------------------|-------------|------------------|--------------|---------------------|----------------|
| Subtotal of 537.007 SCH CURR-SUPT RETREAT | | | 6,300.00 | 0.00 | 6,300.00 | 0.00 | 6,300.00 | 0.00 |
| 537.008 SCH CURR-NYSCOSS | | | | | | | | |
| | 2252-000 | Chrgs to Components-Services | 2,100.00 | 0.00 | 2,100.00 | 0.00 | 2,100.00 | 0.00 |
| Subtotal of 537.008 SCH CURR-NYSCOSS | | | 2,100.00 | 0.00 | 2,100.00 | 0.00 | 2,100.00 | 0.00 |
| 537.010 SCH CURR-NETWORK TEAMS | | | | | | | | |
| | 2252-000 | Chrgs to Components-Services | 66,000.00 | 0.00 | 66,000.00 | 0.00 | 66,000.00 | 0.00 |
| Subtotal of 537.010 SCH CURR-NETWORK TEAMS | | | 66,000.00 | 0.00 | 66,000.00 | 0.00 | 66,000.00 | 0.00 |
| 537.012 SCH CURR-REGIONAL SCORING | | | | | | | | |
| | 2252-000 | Chrgs to Components-Services | 237,553.00 | 0.00 | 237,553.00 | 0.00 | 237,553.00 | 0.00 |
| Subtotal of 537.012 SCH CURR-REGIONAL SCORING | | | 237,553.00 | 0.00 | 237,553.00 | 0.00 | 237,553.00 | 0.00 |
| 545.496 SCH CURR-W/MONROE #2 BOCES | | | | | | | | |
| | 2252-000 | Chrgs to Components-Services | 14,038.00 | 0.00 | 14,038.00 | 0.00 | 14,038.00 | 0.00 |
| Subtotal of 545.496 SCH CURR-W/MONROE #2 BOCES | | | 14,038.00 | 0.00 | 14,038.00 | 0.00 | 14,038.00 | 0.00 |
| 547.591 School/Curriculum Improvement PI | | | | | | | | |
| | 2252-000 | Chrgs to Components-Services | 43,800.00 | 0.00 | 43,800.00 | 0.00 | 43,800.00 | 0.00 |
| Subtotal of 547.591 School/Curriculum Improvement PI | | | 43,800.00 | 0.00 | 43,800.00 | 0.00 | 43,800.00 | 0.00 |
| 550.591 COMPUTER SVC, INSTR W/ ERIE 1 BO | | | | | | | | |
| | 2252-000 | Chrgs to Components-Services | 943,312.00 | 21,454.82 | 964,766.82 | 0.00 | 964,766.82 | 0.00 |
| Subtotal of 550.591 COMPUTER SVC, INSTR W/ ERIE 1 BO | | | 943,312.00 | 21,454.82 | 964,766.82 | 0.00 | 964,766.82 | 0.00 |
| 552.599 SCH CURR-W/BROOME-TIOGA BOCES | | | | | | | | |
| | 2252-000 | Chrgs to Components-Services | 9,536.00 | 0.00 | 9,536.00 | 0.00 | 9,536.00 | 0.00 |
| Subtotal of 552.599 SCH CURR-W/BROOME-TIOGA BOCES | | | 9,536.00 | 0.00 | 9,536.00 | 0.00 | 9,536.00 | 0.00 |
| 555.591 MODEL SCHOOLS W/ERIE 1 BOCES | | | | | | | | |
| | 2252-000 | Chrgs to Components-Services | 44,000.00 | 0.00 | 44,000.00 | 0.00 | 44,000.00 | 0.00 |
| Subtotal of 555.591 MODEL SCHOOLS W/ERIE 1 BOCES | | | 44,000.00 | 0.00 | 44,000.00 | 0.00 | 44,000.00 | 0.00 |
| 556.693 MODEL SCHOOLS W/TST BOCES | | | | | | | | |
| | 2252-000 | Chrgs to Components-Services | 795.00 | 0.00 | 795.00 | 0.00 | 795.00 | 0.00 |
| Subtotal of 556.693 MODEL SCHOOLS W/TST BOCES | | | 795.00 | 0.00 | 795.00 | 0.00 | 795.00 | 0.00 |
| 558.693 SCH CURR-W/TST BOCES | | | | | | | | |

* Estimated revenue for Carryover Encumbrances from the prior fiscal year will not be realized.

These are estimates to balance the budget

GREATER SOUTHERN TIER BOCES

Revenue Status Report As Of: 07/31/2015

Fiscal Year: 2016

Fund: A GENERAL FUND

| Revenue Account | Service | Description | Original Estimate | Adjustments | Current Estimate | Year-to-Date | Anticipated Balance | Excess Revenue |
|---|-------------------------------|-------------|-------------------|-------------|------------------|--------------|---------------------|----------------|
| 2252-000 | Chrgs to Components-Services | | 12,080.00 | 0.00 | 12,080.00 | 0.00 | 12,080.00 | 0.00 |
| Subtotal of 558.693 SCH CURR-W/TST BOCES | | | 12,080.00 | 0.00 | 12,080.00 | 0.00 | 12,080.00 | 0.00 |
| 562.493 | SCH CURR-W/GEN VALLEY BOCES | | 300.00 | 0.00 | 300.00 | 0.00 | 300.00 | 0.00 |
| 2252-000 | Chrgs to Components-Services | | 300.00 | 0.00 | 300.00 | 0.00 | 300.00 | 0.00 |
| Subtotal of 562.493 SCH CURR-W/GEN VALLEY BOCES | | | 300.00 | 0.00 | 300.00 | 0.00 | 300.00 | 0.00 |
| 568.596 | MODEL SCHOOLS W/ ALBANY BOCES | | 1,040.00 | 0.00 | 1,040.00 | 0.00 | 1,040.00 | 0.00 |
| 2252-000 | Chrgs to Components-Services | | 1,040.00 | 0.00 | 1,040.00 | 0.00 | 1,040.00 | 0.00 |
| Subtotal of 568.596 MODEL SCHOOLS W/ ALBANY BOCES | | | 1,040.00 | 0.00 | 1,040.00 | 0.00 | 1,040.00 | 0.00 |
| 569.495 | INTER-SCHOL COOR-W/ WFL BOCES | | 315.00 | 0.00 | 315.00 | 0.00 | 315.00 | 0.00 |
| 2252-000 | Chrgs to Components-Services | | 315.00 | 0.00 | 315.00 | 0.00 | 315.00 | 0.00 |
| Subtotal of 569.495 INTER-SCHOL COOR-W/ WFL BOCES | | | 315.00 | 0.00 | 315.00 | 0.00 | 315.00 | 0.00 |
| 602.001 | HLTH COORD-STEUBEN PLAN | | 107,891.00 | 0.00 | 107,891.00 | 0.00 | 107,891.00 | 0.00 |
| 2252-000 | Chrgs to Components-Services | | 107,891.00 | 0.00 | 107,891.00 | 0.00 | 107,891.00 | 0.00 |
| Subtotal of 602.001 HLTH COORD-STEUBEN PLAN | | | 107,891.00 | 0.00 | 107,891.00 | 0.00 | 107,891.00 | 0.00 |
| 602.002 | WORKERS COMP COORD | | 42,240.00 | 0.00 | 42,240.00 | 0.00 | 42,240.00 | 0.00 |
| 2252-000 | Chrgs to Components-Services | | 42,240.00 | 0.00 | 42,240.00 | 0.00 | 42,240.00 | 0.00 |
| Subtotal of 602.002 WORKERS COMP COORD | | | 42,240.00 | 0.00 | 42,240.00 | 0.00 | 42,240.00 | 0.00 |
| 605.001 | CSC-TELECOM | | 427,710.00 | 0.00 | 427,710.00 | 0.00 | 427,710.00 | 0.00 |
| 2252-000 | Chrgs to Components-Services | | 427,710.00 | 0.00 | 427,710.00 | 0.00 | 427,710.00 | 0.00 |
| Subtotal of 605.001 CSC-TELECOM | | | 427,710.00 | 0.00 | 427,710.00 | 0.00 | 427,710.00 | 0.00 |
| 605.002 | CSC-DESKTOP | | 2,116,160.00 | 0.00 | 2,116,160.00 | 0.00 | 2,116,160.00 | 0.00 |
| 2252-000 | Chrgs to Components-Services | | 2,116,160.00 | 0.00 | 2,116,160.00 | 0.00 | 2,116,160.00 | 0.00 |
| Subtotal of 605.002 CSC-DESKTOP | | | 2,116,160.00 | 0.00 | 2,116,160.00 | 0.00 | 2,116,160.00 | 0.00 |
| 605.003 | CSC-EMAIL | | 79,929.00 | 0.00 | 79,929.00 | 0.00 | 79,929.00 | 0.00 |
| 2252-000 | Chrgs to Components-Services | | 79,929.00 | 0.00 | 79,929.00 | 0.00 | 79,929.00 | 0.00 |
| Subtotal of 605.003 CSC-EMAIL | | | 79,929.00 | 0.00 | 79,929.00 | 0.00 | 79,929.00 | 0.00 |
| 605.005 | CSC-INST TECH | | 142,274.00 | 0.00 | 142,274.00 | 0.00 | 142,274.00 | 0.00 |
| 2252-000 | Chrgs to Components-Services | | 142,274.00 | 0.00 | 142,274.00 | 0.00 | 142,274.00 | 0.00 |
| Subtotal of 605.005 CSC-INST TECH | | | 142,274.00 | 0.00 | 142,274.00 | 0.00 | 142,274.00 | 0.00 |

* Estimated revenue for Carryover Encumbrances from the prior fiscal year will not be realized. These are estimates to balance the budget

GREATER SOUTHERN TIER BOCES

Revenue Status Report As Of: 07/31/2015

Fiscal Year: 2016

Fund: A GENERAL FUND

| Revenue Account | Service | Description | Original Estimate | Adjustments | Current Estimate | Year-to-Date | Anticipated Balance | Excess Revenue |
|---|-------------------------------|-------------|-------------------|-------------|------------------|--------------|---------------------|----------------|
| 605.006 CSC-SERVER | | | | | | | | |
| 2252-000 | Chrgs to Components-Services | | 370,956.00 | 0.00 | 370,956.00 | 0.00 | 370,956.00 | 0.00 |
| Subtotal of 605.006 CSC-SERVER | | | 370,956.00 | 0.00 | 370,956.00 | 0.00 | 370,956.00 | 0.00 |
| 605.007 CSC-ON-LINE | | | | | | | | |
| 2252-000 | Chrgs to Components-Services | | 340,938.00 | 0.00 | 340,938.00 | 0.00 | 340,938.00 | 0.00 |
| Subtotal of 605.007 CSC-ON-LINE | | | 340,938.00 | 0.00 | 340,938.00 | 0.00 | 340,938.00 | 0.00 |
| 605.008 CSC-ON-LINE/DIST SPEC | | | | | | | | |
| 2252-000 | Chrgs to Components-Services | | 2,933,541.00 | 0.00 | 2,933,541.00 | 0.00 | 2,933,541.00 | 0.00 |
| 2701-800 | REFUND PRIOR YEARS OTH BOCES | | 0.00 | 0.00 | 0.00 | 1,611.42 | 0.00 | 1,611.42 |
| 2770-000 | Unclassified Revenues | | 0.00 | 0.00 | 0.00 | 2,590.00 | 0.00 | 2,590.00 |
| Subtotal of 605.008 CSC-ON-LINE/DIST SPEC | | | 2,933,541.00 | 0.00 | 2,933,541.00 | 4,201.42 | 2,933,541.00 | 4,201.42 |
| 605.009 CSC-DOC IMAGING | | | | | | | | |
| 2252-000 | Chrgs to Components-Services | | 120,801.00 | 0.00 | 120,801.00 | 0.00 | 120,801.00 | 0.00 |
| Subtotal of 605.009 CSC-DOC IMAGING | | | 120,801.00 | 0.00 | 120,801.00 | 0.00 | 120,801.00 | 0.00 |
| 605.010 CSC-STUDENT MGT SYS-BASE | | | | | | | | |
| 2252-000 | Chrgs to Components-Services | | 821,403.00 | 0.00 | 821,403.00 | 0.00 | 821,403.00 | 0.00 |
| 2770-000 | Unclassified Revenues | | 0.00 | 0.00 | 0.00 | 15,500.00 | 0.00 | 15,500.00 |
| Subtotal of 605.010 CSC-STUDENT MGT SYS-BASE | | | 821,403.00 | 0.00 | 821,403.00 | 15,500.00 | 821,403.00 | 15,500.00 |
| 605.011 CSC-STUDENT MGT SYS-DIST SPEC | | | | | | | | |
| 2252-000 | Chrgs to Components-Services | | 85,864.00 | 0.00 | 85,864.00 | 0.00 | 85,864.00 | 0.00 |
| Subtotal of 605.011 CSC-STUDENT MGT SYS-DIST SPEC | | | 85,864.00 | 0.00 | 85,864.00 | 0.00 | 85,864.00 | 0.00 |
| 605.012 CSC-FINANCIAL | | | | | | | | |
| 2252-000 | Chrgs to Components-Services | | 571,926.00 | 0.00 | 571,926.00 | 0.00 | 571,926.00 | 0.00 |
| 2254-000 | Chrgs to Other Boces-Services | | 22,272.00 | 0.00 | 22,272.00 | 0.00 | 22,272.00 | 0.00 |
| 2770-000 | Unclassified Revenues | | 78,522.00 | 0.00 | 78,522.00 | 513.70 | 78,008.30 | 0.00 |
| Subtotal of 605.012 CSC-FINANCIAL | | | 672,720.00 | 0.00 | 672,720.00 | 513.70 | 672,206.30 | 0.00 |
| 605.013 CSC-DSRS | | | | | | | | |
| 2252-000 | Chrgs to Components-Services | | 1,102,266.00 | 0.00 | 1,102,266.00 | 0.00 | 1,102,266.00 | 0.00 |
| 2770-000 | Unclassified Revenues | | 19,462.00 | 0.00 | 19,462.00 | 0.00 | 19,462.00 | 0.00 |
| Subtotal of 605.013 CSC-DSRS | | | 1,121,728.00 | 0.00 | 1,121,728.00 | 0.00 | 1,121,728.00 | 0.00 |
| 605.014 CSC-SAS | | | | | | | | |

* Estimated revenue for Carryover Encumbrances from the prior fiscal year will not be realized. These are estimates to balance the budget

GREATER SOUTHERN TIER BOCES

Revenue Status Report As Of: 07/31/2015

Fiscal Year: 2016

Fund: A GENERAL FUND

| Revenue Account | Service | Description | Original Estimate | Adjustments | Current Estimate | Year-to-Date | Anticipated Balance | Excess Revenue |
|-------------------------------------|-------------------------------|-----------------------------|-------------------|-------------|------------------|--------------|---------------------|----------------|
| 2252-000 | Chrgs to Components-Services | | 134,416.00 | 0.00 | 134,416.00 | 0.00 | 134,416.00 | 0.00 |
| | Subtotal of 605.014 | CSC-SAS | 134,416.00 | 0.00 | 134,416.00 | 0.00 | 134,416.00 | 0.00 |
| 605.015 CSC-TEST SCORING-BASE | | | | | | | | |
| 2252-000 | Chrgs to Components-Services | | 220,663.00 | 0.00 | 220,663.00 | 0.00 | 220,663.00 | 0.00 |
| 2770-000 | Unclassified Revenues | | 277,250.00 | 0.00 | 277,250.00 | 6,184.02 | 271,065.98 | 0.00 |
| | Subtotal of 605.015 | CSC-TEST SCORING-BASE | 497,913.00 | 0.00 | 497,913.00 | 6,184.02 | 491,728.98 | 0.00 |
| 605.016 CSC-TEST SCORING-DIST SPEC | | | | | | | | |
| 2252-000 | Chrgs to Components-Services | | 544,648.00 | 0.00 | 544,648.00 | 0.00 | 544,648.00 | 0.00 |
| | Subtotal of 605.016 | CSC-TEST SCORING-DIST SPEC | 544,648.00 | 0.00 | 544,648.00 | 0.00 | 544,648.00 | 0.00 |
| 605.017 CSC-IDEAS | | | | | | | | |
| 2252-000 | Chrgs to Components-Services | | 96,629.00 | 0.00 | 96,629.00 | 0.00 | 96,629.00 | 0.00 |
| 2770-000 | Unclassified Revenues | | 0.00 | 0.00 | 0.00 | 3,643.00 | 0.00 | 3,643.00 |
| | Subtotal of 605.017 | CSC-IDEAS | 96,629.00 | 0.00 | 96,629.00 | 3,643.00 | 96,629.00 | 3,643.00 |
| 605.018 CSC-INTERNET | | | | | | | | |
| 2252-000 | Chrgs to Components-Services | | 292,273.00 | 0.00 | 292,273.00 | 0.00 | 292,273.00 | 0.00 |
| | Subtotal of 605.018 | CSC-INTERNET | 292,273.00 | 0.00 | 292,273.00 | 0.00 | 292,273.00 | 0.00 |
| 605.019 CSC-INTERNET-DIST SPEC | | | | | | | | |
| 2252-000 | Chrgs to Components-Services | | 13,000.00 | 0.00 | 13,000.00 | 0.00 | 13,000.00 | 0.00 |
| | Subtotal of 605.019 | CSC-INTERNET-DIST SPEC | 13,000.00 | 0.00 | 13,000.00 | 0.00 | 13,000.00 | 0.00 |
| 605.020 CSC-CLEAR TRACK 200 | | | | | | | | |
| 2252-000 | Chrgs to Components-Services | | 207,778.00 | 0.00 | 207,778.00 | 0.00 | 207,778.00 | 0.00 |
| | Subtotal of 605.020 | CSC-CLEAR TRACK 200 | 207,778.00 | 0.00 | 207,778.00 | 0.00 | 207,778.00 | 0.00 |
| 605.021 CSC-CAFETERIA POS-BASE | | | | | | | | |
| 2252-000 | Chrgs to Components-Services | | 141,181.00 | 0.00 | 141,181.00 | 0.00 | 141,181.00 | 0.00 |
| 2254-000 | Chrgs to Other Boces-Services | | 36,012.00 | 0.00 | 36,012.00 | 0.00 | 36,012.00 | 0.00 |
| | Subtotal of 605.021 | CSC-CAFETERIA POS-BASE | 177,193.00 | 0.00 | 177,193.00 | 0.00 | 177,193.00 | 0.00 |
| 605.022 CSC-CAFETERIA POS-DIST SPEC | | | | | | | | |
| 2252-000 | Chrgs to Components-Services | | 3,835.00 | 0.00 | 3,835.00 | 0.00 | 3,835.00 | 0.00 |
| | Subtotal of 605.022 | CSC-CAFETERIA POS-DIST SPEC | 3,835.00 | 0.00 | 3,835.00 | 0.00 | 3,835.00 | 0.00 |
| 605.023 CSC-ID CARDS | | | | | | | | |

* Estimated revenue for Carryover Encumbrances from the prior fiscal year will not be realized. These are estimates to balance the budget

GREATER SOUTHERN TIER BOCES

Revenue Status Report As Of: 07/31/2015

Fiscal Year: 2016

Fund: A GENERAL FUND

| Revenue Account | Service | Description | Original Estimate | Adjustments | Current Estimate | Year-to-Date | Anticipated Balance | Excess Revenue |
|-----------------|----------------------------------|----------------------------------|-------------------|-------------|------------------|--------------|---------------------|----------------|
| 2252-000 | Chrgs to Components-Services | | 1,456.00 | 0.00 | 1,456.00 | 0.00 | 1,456.00 | 0.00 |
| | Subtotal of 605.023 | CSC-ID CARDS | 1,456.00 | 0.00 | 1,456.00 | 0.00 | 1,456.00 | 0.00 |
| 605.024 | CSC-MEDICAID REIMBURSEMENT | | | | | | | |
| 2252-000 | Chrgs to Components-Services | | 150,613.00 | 0.00 | 150,613.00 | 0.00 | 150,613.00 | 0.00 |
| | Subtotal of 605.024 | CSC-MEDICAID REIMBURSEMENT | 150,613.00 | 0.00 | 150,613.00 | 0.00 | 150,613.00 | 0.00 |
| 605.025 | CSC-METERING & MANAGEMENT | | | | | | | |
| 2252-000 | Chrgs to Components-Services | | 9,120.00 | 0.00 | 9,120.00 | 0.00 | 9,120.00 | 0.00 |
| | Subtotal of 605.025 | CSC-METERING & MANAGEMENT | 9,120.00 | 0.00 | 9,120.00 | 0.00 | 9,120.00 | 0.00 |
| 605.026 | CSC-SHARED CIO SERVICE | | | | | | | |
| 2252-000 | Chrgs to Components-Services | | 183,882.00 | 0.00 | 183,882.00 | 0.00 | 183,882.00 | 0.00 |
| | Subtotal of 605.026 | CSC-SHARED CIO SERVICE | 183,882.00 | 0.00 | 183,882.00 | 0.00 | 183,882.00 | 0.00 |
| 605.027 | CSC-VOIP | | | | | | | |
| 2252-000 | Chrgs to Components-Services | | 526,191.00 | 0.00 | 526,191.00 | 0.00 | 526,191.00 | 0.00 |
| | Subtotal of 605.027 | CSC-VOIP | 526,191.00 | 0.00 | 526,191.00 | 0.00 | 526,191.00 | 0.00 |
| 605.028 | CSC-BACKUP SERVICE | | | | | | | |
| 2252-000 | Chrgs to Components-Services | | 214,533.00 | 0.00 | 214,533.00 | 0.00 | 214,533.00 | 0.00 |
| | Subtotal of 605.028 | CSC-BACKUP SERVICE | 214,533.00 | 0.00 | 214,533.00 | 0.00 | 214,533.00 | 0.00 |
| 605.029 | CSC-SECURITY | | | | | | | |
| 2252-000 | Chrgs to Components-Services | | 230,979.00 | 0.00 | 230,979.00 | 0.00 | 230,979.00 | 0.00 |
| | Subtotal of 605.029 | CSC-SECURITY | 230,979.00 | 0.00 | 230,979.00 | 0.00 | 230,979.00 | 0.00 |
| 605.030 | CSC-ENHANCED MEDICAID COORDINATI | | | | | | | |
| 2252-000 | Chrgs to Components-Services | | 28,916.00 | 0.00 | 28,916.00 | 0.00 | 28,916.00 | 0.00 |
| | Subtotal of 605.030 | CSC-ENHANCED MEDICAID COORDINATI | 28,916.00 | 0.00 | 28,916.00 | 0.00 | 28,916.00 | 0.00 |
| 605.031 | FAX SERVICE | | | | | | | |
| 2252-000 | Chrgs to Components-Services | | 14,550.00 | 0.00 | 14,550.00 | 0.00 | 14,550.00 | 0.00 |
| | Subtotal of 605.031 | FAX SERVICE | 14,550.00 | 0.00 | 14,550.00 | 0.00 | 14,550.00 | 0.00 |
| 606.000 | SUBSTITUTE COORDINATION | | | | | | | |
| 2252-000 | Chrgs to Components-Services | | 112,793.00 | 0.00 | 112,793.00 | 0.00 | 112,793.00 | 0.00 |
| | Subtotal of 606.000 | SUBSTITUTE COORDINATION | 112,793.00 | 0.00 | 112,793.00 | 0.00 | 112,793.00 | 0.00 |

* Estimated revenue for Carryover Encumbrances from the prior fiscal year will not be realized. These are estimates to balance the budget

GREATER SOUTHERN TIER BOCES

Revenue Status Report As Of: 07/31/2015

Fiscal Year: 2016

Fund: A GENERAL FUND

| Revenue Account | Service | Description | Original Estimate | Adjustments | Current Estimate | Year-to-Date | Anticipated Balance | Excess Revenue |
|-----------------|----------------------------------|----------------------------------|-------------------|-------------|------------------|--------------|---------------------|----------------|
| 607.000 | STAFF DEVELOPMENT: BUS DRIVERS | | | | | | | |
| 2252-000 | Chrgs to Components-Services | | 1,700.00 | 0.00 | 1,700.00 | 0.00 | 1,700.00 | 0.00 |
| | Subtotal of 607.000 | STAFF DEVELOPMENT: BUS DRIVERS | 1,700.00 | 0.00 | 1,700.00 | 0.00 | 1,700.00 | 0.00 |
| 608.000 | NEGOTIATIONS (LABOR RELATIONS) | | | | | | | |
| 2252-000 | Chrgs to Components-Services | | 293,053.00 | 0.00 | 293,053.00 | 0.00 | 293,053.00 | 0.00 |
| | Subtotal of 608.000 | NEGOTIATIONS (LABOR RELATIONS) | 293,053.00 | 0.00 | 293,053.00 | 0.00 | 293,053.00 | 0.00 |
| 609.000 | SAFETY/RISK MGT-BASE | | | | | | | |
| 2252-000 | Chrgs to Components-Services | | 31,500.00 | 0.00 | 31,500.00 | 0.00 | 31,500.00 | 0.00 |
| 2254-000 | Chrgs to Other Boces-Services | | 214,250.00 | 0.00 | 214,250.00 | 0.00 | 214,250.00 | 0.00 |
| 2770-000 | Unclassified Revenues | | 6,824.00 | 0.00 | 6,824.00 | 0.00 | 6,824.00 | 0.00 |
| | Subtotal of 609.000 | SAFETY/RISK MGT-BASE | 252,574.00 | 0.00 | 252,574.00 | 0.00 | 252,574.00 | 0.00 |
| 609.001 | SAFETY/RISK MGT-DIST SPEC | | | | | | | |
| 2252-000 | Chrgs to Components-Services | | 236,883.00 | 0.00 | 236,883.00 | 0.00 | 236,883.00 | 0.00 |
| | Subtotal of 609.001 | SAFETY/RISK MGT-DIST SPEC | 236,883.00 | 0.00 | 236,883.00 | 0.00 | 236,883.00 | 0.00 |
| 609.002 | SAFETY/RISK MGT-TRAINING | | | | | | | |
| 2252-000 | Chrgs to Components-Services | | 46,315.00 | 0.00 | 46,315.00 | 0.00 | 46,315.00 | 0.00 |
| | Subtotal of 609.002 | SAFETY/RISK MGT-TRAINING | 46,315.00 | 0.00 | 46,315.00 | 0.00 | 46,315.00 | 0.00 |
| 609.003 | SAFETY/RISK MGT-OPTION A TESTING | | | | | | | |
| 2252-000 | Chrgs to Components-Services | | 63,000.00 | 0.00 | 63,000.00 | 0.00 | 63,000.00 | 0.00 |
| | Subtotal of 609.003 | SAFETY/RISK MGT-OPTION A TESTING | 63,000.00 | 0.00 | 63,000.00 | 0.00 | 63,000.00 | 0.00 |
| 609.004 | SAFETY/RISK MGT-ASBESTOS SERVICE | | | | | | | |
| 2252-000 | Chrgs to Components-Services | | 83,774.00 | 0.00 | 83,774.00 | 0.00 | 83,774.00 | 0.00 |
| | Subtotal of 609.004 | SAFETY/RISK MGT-ASBESTOS SERVICE | 83,774.00 | 0.00 | 83,774.00 | 0.00 | 83,774.00 | 0.00 |
| 609.005 | SAFETY/RISK MGT-FIRE/STRUCT INSP | | | | | | | |
| 2252-000 | Chrgs to Components-Services | | 48,229.00 | 0.00 | 48,229.00 | 0.00 | 48,229.00 | 0.00 |
| | Subtotal of 609.005 | SAFETY/RISK MGT-FIRE/STRUCT INSP | 48,229.00 | 0.00 | 48,229.00 | 0.00 | 48,229.00 | 0.00 |
| 610.000 | EMPLOYEE ASSISTANCE PROGRAM | | | | | | | |
| 2252-000 | Chrgs to Components-Services | | 104,538.00 | 0.00 | 104,538.00 | 0.00 | 104,538.00 | 0.00 |
| 2770-000 | Unclassified Revenues | | 362.00 | 0.00 | 362.00 | 0.00 | 362.00 | 0.00 |
| | Subtotal of 610.000 | EMPLOYEE ASSISTANCE PROGRAM | 104,900.00 | 0.00 | 104,900.00 | 0.00 | 104,900.00 | 0.00 |

* Estimated revenue for Carryover Encumbrances from the prior fiscal year will not be realized. These are estimates to balance the budget

GREATER SOUTHERN TIER BOCES

Revenue Status Report As Of: 07/31/2015

Fiscal Year: 2016

Fund: A GENERAL FUND

| Revenue Account | Service | Description | Original Estimate | Adjustments | Current Estimate | Year-to-Date | Anticipated Balance | Excess Revenue |
|-----------------|--|-------------|-------------------|-------------|------------------|--------------|---------------------|----------------|
| 611.000 | TRANS OTHER:DRUG TESTING | | | | | | | |
| 2252-000 | Chrgs to Components-Services | | 45,140.00 | 0.00 | 45,140.00 | 0.00 | 45,140.00 | 0.00 |
| 2254-000 | Chrgs to Other Boces-Services | | 4,392.00 | 0.00 | 4,392.00 | 0.00 | 4,392.00 | 0.00 |
| 2770-000 | Unclassified Revenues | | 4,514.00 | 0.00 | 4,514.00 | 0.00 | 4,514.00 | 0.00 |
| | Subtotal of 611.000 TRANS OTHER:DRUG TESTING | | 54,046.00 | 0.00 | 54,046.00 | 0.00 | 54,046.00 | 0.00 |
| 612.000 | CBO-BASE | | | | | | | |
| 2252-000 | Chrgs to Components-Services | | 3,759,785.00 | 0.00 | 3,759,785.00 | 0.00 | 3,759,785.00 | 0.00 |
| | Subtotal of 612.000 CBO-BASE | | 3,759,785.00 | 0.00 | 3,759,785.00 | 0.00 | 3,759,785.00 | 0.00 |
| 614.000 | PUBLIC INFO-BASE | | | | | | | |
| 2252-000 | Chrgs to Components-Services | | 144,718.00 | 0.00 | 144,718.00 | 0.00 | 144,718.00 | 0.00 |
| | Subtotal of 614.000 PUBLIC INFO-BASE | | 144,718.00 | 0.00 | 144,718.00 | 0.00 | 144,718.00 | 0.00 |
| 615.592 | PLNG SVCS MGMT (ST AID) W/QUESTA | | | | | | | |
| 2252-000 | Chrgs to Components-Services | | 65,310.00 | 0.00 | 65,310.00 | 0.00 | 65,310.00 | 0.00 |
| | Subtotal of 615.592 PLNG SVCS MGMT (ST AID) W/QUESTA | | 65,310.00 | 0.00 | 65,310.00 | 0.00 | 65,310.00 | 0.00 |
| 616.594 | COOP BDNG COORD (ENERGY) W/OCM B | | | | | | | |
| 2252-000 | Chrgs to Components-Services | | 31,600.00 | 0.00 | 31,600.00 | 0.00 | 31,600.00 | 0.00 |
| | Subtotal of 616.594 COOP BDNG COORD (ENERGY) W/OCM B | | 31,600.00 | 0.00 | 31,600.00 | 0.00 | 31,600.00 | 0.00 |
| 617.000 | SCHOOL FOOD MANAGEMENT: CENTRAL | | | | | | | |
| 2252-000 | Chrgs to Components-Services | | 1,729,066.00 | 0.00 | 1,729,066.00 | 0.00 | 1,729,066.00 | 0.00 |
| 2254-000 | Chrgs to Other Boces-Services | | 5,442.00 | 0.00 | 5,442.00 | 0.00 | 5,442.00 | 0.00 |
| 2770-000 | Unclassified Revenues | | 0.00 | 0.00 | 0.00 | 180.00 | 0.00 | 180.00 |
| | Subtotal of 617.000 SCHOOL FOOD MANAGEMENT: CENTRAL | | 1,734,508.00 | 0.00 | 1,734,508.00 | 180.00 | 1,734,508.00 | 180.00 |
| 618.000 | GASB-45 PLANNING AND VALUATION S | | | | | | | |
| 2252-000 | Chrgs to Components-Services | | 51,050.00 | 0.00 | 51,050.00 | 0.00 | 51,050.00 | 0.00 |
| | Subtotal of 618.000 GASB-45 PLANNING AND VALUATION S | | 51,050.00 | 0.00 | 51,050.00 | 0.00 | 51,050.00 | 0.00 |
| 620.596 | PUBLIC INFO-BASE | | | | | | | |
| 2252-000 | Chrgs to Components-Services | | 47,032.00 | 0.00 | 47,032.00 | 0.00 | 47,032.00 | 0.00 |
| | Subtotal of 620.596 PUBLIC INFO-BASE | | 47,032.00 | 0.00 | 47,032.00 | 0.00 | 47,032.00 | 0.00 |
| 623.000 | COOP AD/RECRUITING-BASE | | | | | | | |
| 2252-000 | Chrgs to Components-Services | | 81,660.00 | -72,592.00 | 9,068.00 | 0.00 | 9,068.00 | 0.00 |
| | Subtotal of 623.000 COOP AD/RECRUITING-BASE | | 81,660.00 | -72,592.00 | 9,068.00 | 0.00 | 9,068.00 | 0.00 |

* Estimated revenue for Carryover Encumbrances from the prior fiscal year will not be realized. These are estimates to balance the budget

GREATER SOUTHERN TIER BOCES

Revenue Status Report As Of: 07/31/2015

Fiscal Year: 2016

Fund: A GENERAL FUND

| Revenue Account | Service | Description | Original Estimate | Adjustments | Current Estimate | Year-to-Date | Anticipated Balance | Excess Revenue |
|-----------------|--|-------------|-------------------|-------------|------------------|--------------|---------------------|----------------|
| 623.001 | COOP AD/RECRUITING-DIST SPEC | | | | | | | |
| 2252-000 | Chrgs to Components-Services | | 0.00 | 72,592.00 | 72,592.00 | 0.00 | 72,592.00 | 0.00 |
| | Subtotal of 623.001 COOP AD/RECRUITING-DIST SPEC | | 0.00 | 72,592.00 | 72,592.00 | 0.00 | 72,592.00 | 0.00 |
| 624.000 | STAFF DEV: BOARD OF ED | | | | | | | |
| 2252-000 | Chrgs to Components-Services | | 21,000.00 | 0.00 | 21,000.00 | 0.00 | 21,000.00 | 0.00 |
| | Subtotal of 624.000 STAFF DEV: BOARD OF ED | | 21,000.00 | 0.00 | 21,000.00 | 0.00 | 21,000.00 | 0.00 |
| 627.495 | Staff Development: Clerical w/ W | | | | | | | |
| 2252-000 | Chrgs to Components-Services | | 1,182.00 | 0.00 | 1,182.00 | 0.00 | 1,182.00 | 0.00 |
| | Subtotal of 627.495 Staff Development: Clerical w/ W | | 1,182.00 | 0.00 | 1,182.00 | 0.00 | 1,182.00 | 0.00 |
| 629.591 | COMPUTER SERVICE-MGMT W/ ERIE 1 | | | | | | | |
| 2252-000 | Chrgs to Components-Services | | 2,825,612.00 | 51,017.41 | 2,876,629.41 | 0.00 | 2,876,629.41 | 0.00 |
| | Subtotal of 629.591 COMPUTER SERVICE-MGMT W/ ERIE 1 | | 2,825,612.00 | 51,017.41 | 2,876,629.41 | 0.00 | 2,876,629.41 | 0.00 |
| 630.597 | CSC-X-CONT MADISON-ONEIDA BOCES | | | | | | | |
| 2252-000 | Chrgs to Components-Services | | 13,848.00 | 0.00 | 13,848.00 | 0.00 | 13,848.00 | 0.00 |
| | Subtotal of 630.597 CSC-X-CONT MADISON-ONEIDA BOCES | | 13,848.00 | 0.00 | 13,848.00 | 0.00 | 13,848.00 | 0.00 |
| 631.694 | CSC-X-CONT E SUFFOLK | | | | | | | |
| 2252-000 | Chrgs to Components-Services | | 16,406.00 | 0.00 | 16,406.00 | 0.00 | 16,406.00 | 0.00 |
| | Subtotal of 631.694 CSC-X-CONT E SUFFOLK | | 16,406.00 | 0.00 | 16,406.00 | 0.00 | 16,406.00 | 0.00 |
| 633.493 | HLTH CARE COORD W/GV BOCES | | | | | | | |
| 2252-000 | Chrgs to Components-Services | | 55,370.00 | 0.00 | 55,370.00 | 0.00 | 55,370.00 | 0.00 |
| | Subtotal of 633.493 HLTH CARE COORD W/GV BOCES | | 55,370.00 | 0.00 | 55,370.00 | 0.00 | 55,370.00 | 0.00 |
| 634.495 | STAFF DEVELOP: BUS DRIVERS WWFL | | | | | | | |
| 2252-000 | Chrgs to Components-Services | | 437.00 | 0.00 | 437.00 | 0.00 | 437.00 | 0.00 |
| | Subtotal of 634.495 STAFF DEVELOP: BUS DRIVERS WWFL | | 437.00 | 0.00 | 437.00 | 0.00 | 437.00 | 0.00 |
| 635.493 | NEGOTIATIONS(LBR RELTNS) W/GV BO | | | | | | | |
| 2252-000 | Chrgs to Components-Services | | 20,043.00 | 0.00 | 20,043.00 | 0.00 | 20,043.00 | 0.00 |
| | Subtotal of 635.493 NEGOTIATIONS(LBR RELTNS) W/GV BO | | 20,043.00 | 0.00 | 20,043.00 | 0.00 | 20,043.00 | 0.00 |
| 636.497 | NEGOTIATIONS(LBR RELTNS) W/C-O B | | | | | | | |
| 2252-000 | Chrgs to Components-Services | | 25,370.00 | 0.00 | 25,370.00 | 0.00 | 25,370.00 | 0.00 |

* Estimated revenue for Carryover Encumbrances from the prior fiscal year will not be realized.

These are estimates to balance the budget

GREATER SOUTHERN TIER BOCES

Revenue Status Report As Of: 07/31/2015

Fiscal Year: 2016

Fund: A GENERAL FUND

| Revenue Account | Service | Description | Original Estimate | Adjustments | Current Estimate | Year-to-Date | Anticipated Balance | Excess Revenue |
|---|-----------------------------------|-------------|-------------------|-------------|------------------|--------------|---------------------|----------------|
| Subtotal of 636.497 NEGOTIATIONS(LBR RELTNS) W/C-O B | | | 25,370.00 | 0.00 | 25,370.00 | 0.00 | 25,370.00 | 0.00 |
| 637.493 | COOP BIDDING COORD(FOOD SVC) W/GV | | | | | | | |
| 2252-000 | Chrgs to Components-Services | | 215.00 | 0.00 | 215.00 | 0.00 | 215.00 | 0.00 |
| Subtotal of 637.493 COOP BIDDING COORD(FOOD SVC) W/GV | | | 215.00 | 0.00 | 215.00 | 0.00 | 215.00 | 0.00 |
| 638.495 | COOP BIDDING COORD(ENERGY)W/WFL | | | | | | | |
| 2252-000 | Chrgs to Components-Services | | 19,125.00 | 0.00 | 19,125.00 | 0.00 | 19,125.00 | 0.00 |
| Subtotal of 638.495 COOP BIDDING COORD(ENERGY)W/WFL | | | 19,125.00 | 0.00 | 19,125.00 | 0.00 | 19,125.00 | 0.00 |
| 640.495 | COOP AD/RECRUITING-WFL | | | | | | | |
| 2252-000 | Chrgs to Components-Services | | 8,000.00 | 0.00 | 8,000.00 | 0.00 | 8,000.00 | 0.00 |
| Subtotal of 640.495 COOP AD/RECRUITING-WFL | | | 8,000.00 | 0.00 | 8,000.00 | 0.00 | 8,000.00 | 0.00 |
| 641.496 | COOP AD/RECRUITING-MON #2 | | | | | | | |
| 2252-000 | Chrgs to Components-Services | | 6,089.00 | 0.00 | 6,089.00 | 0.00 | 6,089.00 | 0.00 |
| Subtotal of 641.496 COOP AD/RECRUITING-MON #2 | | | 6,089.00 | 0.00 | 6,089.00 | 0.00 | 6,089.00 | 0.00 |
| 643.499 | NEGOTIATIONS(LBR RELTNS) W/CAEW | | | | | | | |
| 2252-000 | Chrgs to Components-Services | | 1,910.00 | 0.00 | 1,910.00 | 0.00 | 1,910.00 | 0.00 |
| Subtotal of 643.499 NEGOTIATIONS(LBR RELTNS) W/CAEW | | | 1,910.00 | 0.00 | 1,910.00 | 0.00 | 1,910.00 | 0.00 |
| 646.491 | Computer Service: Management XC | | | | | | | |
| 2252-000 | Chrgs to Components-Services | | 11,992.00 | 0.00 | 11,992.00 | 0.00 | 11,992.00 | 0.00 |
| Subtotal of 646.491 Computer Service: Management XC | | | 11,992.00 | 0.00 | 11,992.00 | 0.00 | 11,992.00 | 0.00 |
| 647.499 | STAFF DEVELOP: BUS DRIVERS W/CA | | | | | | | |
| 2252-000 | Chrgs to Components-Services | | 600.00 | 0.00 | 600.00 | 0.00 | 600.00 | 0.00 |
| Subtotal of 647.499 STAFF DEVELOP: BUS DRIVERS W/CA | | | 600.00 | 0.00 | 600.00 | 0.00 | 600.00 | 0.00 |
| 648.698 | RECRUITING W/ PUTNAM BOCES | | | | | | | |
| 2252-000 | Chrgs to Components-Services | | 3,486.00 | 0.00 | 3,486.00 | 0.00 | 3,486.00 | 0.00 |
| Subtotal of 648.698 RECRUITING W/ PUTNAM BOCES | | | 3,486.00 | 0.00 | 3,486.00 | 0.00 | 3,486.00 | 0.00 |
| 649.493 | STAFF DEVELOP: BUS DRIVERS W/GV | | | | | | | |
| 2252-000 | Chrgs to Components-Services | | 495.00 | 0.00 | 495.00 | 0.00 | 495.00 | 0.00 |
| Subtotal of 649.493 STAFF DEVELOP: BUS DRIVERS W/GV | | | 495.00 | 0.00 | 495.00 | 0.00 | 495.00 | 0.00 |
| 651.495 | COMPUTER SERVICE MANAGEMENT W/ W | | | | | | | |

* Estimated revenue for Carryover Encumbrances from the prior fiscal year will not be realized. These are estimates to balance the budget

GREATER SOUTHERN TIER BOCES

Revenue Status Report As Of: 07/31/2015

Fiscal Year: 2016

Fund: A GENERAL FUND

| Revenue Account | Service | Description | Original Estimate | Adjustments | Current Estimate | Year-to-Date | Anticipated Balance | Excess Revenue |
|--|----------------------------------|-------------|----------------------|-------------------|----------------------|------------------|----------------------|------------------|
| 2252-000 | Chrgs to Components-Services | | 1,196.00 | 0.00 | 1,196.00 | 0.00 | 1,196.00 | 0.00 |
| Subtotal of 651.495 COMPUTER SERVICE MANAGEMENT W/ W | | | 1,196.00 | 0.00 | 1,196.00 | 0.00 | 1,196.00 | 0.00 |
| 653.594 | COMPUTER SERVICE MANAGEMENT W/ O | | 1,250.00 | 0.00 | 1,250.00 | 0.00 | 1,250.00 | 0.00 |
| 2252-000 | Chrgs to Components-Services | | 1,250.00 | 0.00 | 1,250.00 | 0.00 | 1,250.00 | 0.00 |
| Subtotal of 653.594 COMPUTER SERVICE MANAGEMENT W/ O | | | 1,250.00 | 0.00 | 1,250.00 | 0.00 | 1,250.00 | 0.00 |
| 659.591 | POLICY MANUAL SERVICE-ERIE 1 | | 45,709.00 | -12,000.50 | 33,708.50 | 0.00 | 33,708.50 | 0.00 |
| 2252-000 | Chrgs to Components-Services | | 45,709.00 | -12,000.50 | 33,708.50 | 0.00 | 33,708.50 | 0.00 |
| Subtotal of 659.591 POLICY MANUAL SERVICE-ERIE 1 | | | 45,709.00 | -12,000.50 | 33,708.50 | 0.00 | 33,708.50 | 0.00 |
| 665.691 | COOPERATIVE BID/SUPPLIES-DCMO | | 60,441.00 | 0.00 | 60,441.00 | 0.00 | 60,441.00 | 0.00 |
| 2252-000 | Chrgs to Components-Services | | 60,441.00 | 0.00 | 60,441.00 | 0.00 | 60,441.00 | 0.00 |
| Subtotal of 665.691 COOPERATIVE BID/SUPPLIES-DCMO | | | 60,441.00 | 0.00 | 60,441.00 | 0.00 | 60,441.00 | 0.00 |
| 666.693 | WASTE REMOVAL-TST | | 11,892.00 | 0.00 | 11,892.00 | 0.00 | 11,892.00 | 0.00 |
| 2252-000 | Chrgs to Components-Services | | 11,892.00 | 0.00 | 11,892.00 | 0.00 | 11,892.00 | 0.00 |
| Subtotal of 666.693 WASTE REMOVAL-TST | | | 11,892.00 | 0.00 | 11,892.00 | 0.00 | 11,892.00 | 0.00 |
| 669.693 | ENERGY MANAGEMENT W/ TST BOCES | | 45,243.00 | 0.00 | 45,243.00 | 0.00 | 45,243.00 | 0.00 |
| 2252-000 | Chrgs to Components-Services | | 45,243.00 | 0.00 | 45,243.00 | 0.00 | 45,243.00 | 0.00 |
| Subtotal of 669.693 ENERGY MANAGEMENT W/ TST BOCES | | | 45,243.00 | 0.00 | 45,243.00 | 0.00 | 45,243.00 | 0.00 |
| Total GENERAL FUND | | | 90,584,171.00 | -56,409.58 | 90,527,761.42 | 41,186.15 | 90,517,216.70 | 30,641.43 |

Selection Criteria

Criteria Name: Last Run
As Of Date: 07/31/2015
Suppress revenue accounts with no activity
Print Summary Only
Sort by: Fund/Service/Revenue Code
Printed by Janice Conley

* Estimated revenue for Carryover Encumbrances from the prior fiscal year will not be realized.
These are estimates to balance the budget

GREATER SOUTHERN TIER BOCES

Outstanding Check Listing

Bank Account: GeneralMT - M&T - General Fund

| Check Number | Check Date | Remit To | Warrant | Fund | Recorded | Statement Date | Check Amount | Check Number |
|--------------|------------|--|---------|------|----------|----------------|--------------|--------------|
| 067156 | 02/05/2015 | BABCOCKJULIE M. | 0088 | | No | | \$53.76 | 067156 |
| 069517* | 05/21/2015 | GUBLOJAMES | 0124 | | No | | \$70.00 | 069517 |
| 069624* | 05/21/2015 | VANGISCOTT E. | 0124 | | No | | \$110.32 | 069624 |
| 069928* | 06/04/2015 | SFMI | 0130 | | No | | \$1,990.00 | 069928 |
| 070068* | 06/11/2015 | LINDSEY LAWN & GARDEN, INC | 0132 | | No | | \$45.00 | 070068 |
| 070088* | 06/11/2015 | O'MALLEYPAUL J. | 0132 | | No | | \$27.38 | 070088 |
| 070135* | 06/11/2015 | VANGISCOTT E. | 0132 | | No | | \$53.76 | 070135 |
| 070143* | 06/11/2015 | WALKERIGORDON D. | 0132 | | No | | \$140.00 | 070143 |
| 070311* | 06/25/2015 | ARONSTAMCOURTNEY L. | 0138 | | No | | \$52.70 | 070311 |
| 070318* | 06/25/2015 | BARNEDIROXANNE M. | 0138 | | No | | \$50.40 | 070318 |
| 070326* | 06/25/2015 | BOWERSJEMILY A. | 0138 | | No | | \$195.94 | 070326 |
| 070337* | 06/25/2015 | CHEMUNG COUNTY TREASURER CHEMUNG COUNTY SHERIFF'S OFFICE | 0138 | | No | | \$6,471.25 | 070337 |
| 070340* | 06/25/2015 | CLEMENS CENTER ATTN: ROBIN WALTER | 0138 | | No | | \$1,726.73 | 070340 |
| 070378* | 06/25/2015 | HALEYJERRY | 0138 | | No | | \$74.93 | 070378 |
| 070409* | 06/25/2015 | MASLERLISA M. | 0138 | | No | | \$8.51 | 070409 |
| 070431* | 06/25/2015 | PARFIANOWICZMARTYNA A. | 0138 | | No | | \$35.84 | 070431 |
| 070433* | 06/25/2015 | PC SOLUTIONS & CONSULTING LTD | 0138 | | No | | \$88.11 | 070433 |
| 070439* | 06/25/2015 | PRAGLESARAH M. | 0138 | | No | | \$117.64 | 070439 |
| 070441* | 06/25/2015 | PRESTONDELAINE C. | 0138 | | No | | \$7.84 | 070441 |
| 070445* | 06/25/2015 | RARICKMILLIE D. | 0138 | | No | | \$65.52 | 070445 |
| 070462* | 06/25/2015 | SENECA PARK ZOO SOCIETY ATTN: RUTH NORTHROP | 0138 | | No | | \$798.00 | 070462 |
| 070480* | 06/25/2015 | THOMASPATRICK N. | 0138 | | No | | \$110.88 | 070480 |
| 070483* | 06/25/2015 | TOBYVALONZO C. | 0138 | | No | | \$48.61 | 070483 |
| 070499* | 06/25/2015 | WAYNE-FINGER LAKES SUPERINTENDENTS' ASSOCIATION | 0138 | | No | | \$600.00 | 070499 |
| 070501* | 06/25/2015 | WICHTOWSKI MELISSA P. | 0138 | | No | | \$448.00 | 070501 |
| 070504* | 06/25/2015 | WILSONKRISTEN J. | 0138 | | No | | \$14.76 | 070504 |
| 070521* | 06/30/2015 | BEAVERS PETROLEUM EQUIPMENT CO. INC | 0140 | | No | | \$22,450.00 | 070521 |
| 070532* | 06/30/2015 | BRISTOL MOUNTAIN AERIAL ADVENTURES | 0140 | | No | | \$882.00 | 070532 |
| 070546* | 06/30/2015 | CRYSTAL SPRINGS BOOKS DIVISION OF SDE INC. | 0140 | | Yes | | \$1,267.20 | 070546 |
| 070552* | 06/30/2015 | DEWITT SCHOOL SERVICES | 0140 | | No | | \$112.50 | 070552 |
| 070558* | 06/30/2015 | ELMIRA CITY SCHOOL DISTRICT ATTN: ROSE ANN WYLIE | 0140 | | No | | \$9,736.57 | 070558 |
| 070566* | 06/30/2015 | FIRE ALARM SERVICE TECHNOLOGY INC | 0140 | | No | | \$165.00 | 070566 |
| 070573* | 06/30/2015 | GIRARDIMARY ANN | 0140 | | No | | \$58.08 | 070573 |
| 070582* | 06/30/2015 | HENRYTIFFANY K. | 0140 | | No | | \$229.49 | 070582 |
| 070587* | 06/30/2015 | HILL BROTHERS, INC. ACCOUNTS RECEIVABLE | 0140 | | No | | \$1,095.00 | 070587 |
| 070588 | 06/30/2015 | HORNELL FOOD SERVICES | 0140 | | No | | \$354.99 | 070588 |
| 070590* | 06/30/2015 | HORTONREBECCA G. | 0140 | | No | | \$38.08 | 070590 |
| 070595* | 06/30/2015 | KABELDAVID H. | 0140 | | No | | \$108.64 | 070595 |
| 070596 | 06/30/2015 | KENDALLSTEPHANIE J. | 0140 | | No | | \$30.00 | 070596 |

GREATER SOUTHERN TIER BOCES

Outstanding Check Listing

Bank Account: GeneralMT - M&T - General Fund

| Check Number | Check Date | Remit To | Warrant | Fund | Recorded | Statement Date | Check Amount | Check Number |
|--------------|------------|---|---------|------|----------|----------------|--------------|--------------|
| 070597 | 06/30/2015 | KRAMER\SUSAN J. | 0140 | | No | | \$70.39 | 070597 |
| 070621* | 06/30/2015 | NYSSMA C/O KIM HENRY,MAJORS CHAIRPERSON | 0140 | | No | | \$195.00 | 070621 |
| 070624* | 06/30/2015 | OLKEY\ANGELA J. | 0140 | | No | | \$123.76 | 070624 |
| 070636* | 06/30/2015 | SALLY BEAUTY SUPPLY #1505 | 0140 | | No | | \$99.33 | 070636 |
| 070653* | 06/30/2015 | STEPHENS AUTO INC | 0140 | | No | | \$474.59 | 070653 |
| 070658* | 06/30/2015 | SWISHER\TIMOTHY L. | 0140 | | No | | \$120.40 | 070658 |
| 070668* | 06/30/2015 | TYLER FIRE EQUIPMENT LLC | 0140 | | No | | \$294.00 | 070668 |
| 070671* | 06/30/2015 | WAKELEY\HEATHER D. | 0140 | | No | | \$154.56 | 070671 |
| 070673* | 06/30/2015 | WAVERLY CENTRAL SCHOOL DISTRICT | 0140 | | No | | \$161.16 | 070673 |
| 070674 | 06/30/2015 | WILLIAMS\CYNTHIA A. | 0140 | | No | | \$26.88 | 070674 |
| 070710* | 07/10/2015 | ADAMS\LUCINDA A. | 0004 | | No | | \$29.99 | 070710 |
| 070714* | 07/10/2015 | ARONSTAM\COURTNEY L. | 0004 | | No | | \$34.38 | 070714 |
| 070717* | 07/10/2015 | BARNED\ROXANNE M. | 0004 | | No | | \$38.08 | 070717 |
| 070719* | 07/10/2015 | BATES\DENISE M. | 0004 | | No | | \$44.91 | 070719 |
| 070720 | 07/10/2015 | BATH CENTRAL SCHOOL ATTN: KIM MCCORMICK | 0004 | | No | | \$1,400.00 | 070720 |
| 070721 | 07/10/2015 | BIROSCAK\ELIZABETH A. | 0004 | | No | | \$15.96 | 070721 |
| 070724* | 07/10/2015 | BOWERS\EMILY A. | 0004 | | No | | \$212.35 | 070724 |
| 070749* | 07/10/2015 | CORNING-PAINTED POST HISTORICAL SOCIETY | 0004 | | No | | \$1,015.00 | 070749 |
| 070750 | 07/10/2015 | COX\JULIE A. | 0004 | | No | | \$42.90 | 070750 |
| 070751 | 07/10/2015 | CRAFT\JOHN M. | 0004 | | No | | \$61.04 | 070751 |
| 070756* | 07/10/2015 | DEMEMBER\ROBERT | 0004 | | No | | \$92.29 | 070756 |
| 070764* | 07/10/2015 | ERMANOVIC\FREDERICK W. | 0004 | | No | | \$255.77 | 070764 |
| 070769* | 07/10/2015 | FOSTER GRANDPARENT PROGRAM LIVINGSTON STEUBEN WYOMING COUNTIES | 0004 | | No | | \$480.00 | 070769 |
| 070770 | 07/10/2015 | FRANKLIN\MARSHALL E. | 0004 | | No | | \$126.71 | 070770 |
| 070771 | 07/10/2015 | GALUSHA\DAWN M. | 0004 | | No | | \$44.24 | 070771 |
| 070772 | 07/10/2015 | GAYLORD\GALE A. | 0004 | | No | | \$30.86 | 070772 |
| 070773 | 07/10/2015 | GOLDWELL NEW YORK | 0004 | | No | | \$361.56 | 070773 |
| 070776* | 07/10/2015 | GWINS\SALLY J. | 0004 | | No | | \$72.52 | 070776 |
| 070777 | 07/10/2015 | HALEY\JERRY | 0004 | | No | | \$69.72 | 070777 |
| 070778 | 07/10/2015 | HALEY\LINDA I. | 0004 | | No | | \$303.80 | 070778 |
| 070780* | 07/10/2015 | HILTON\SARAH S. | 0004 | | No | | \$267.34 | 070780 |
| 070786* | 07/10/2015 | IAT INTERACTIVE | 0004 | | No | | \$397.32 | 070786 |
| 070788* | 07/10/2015 | INTERNATIONAL FOUNDATION FOR PROTECTION OFFICERS INC | 0004 | | No | | \$1,746.50 | 070788 |
| 070789 | 07/10/2015 | ITHACA TIMES | 0004 | | No | | \$77.80 | 070789 |
| 070790 | 07/10/2015 | JOHNSON-BRUCE\KRISTINE A. | 0004 | | No | | \$113.96 | 070790 |
| 070791 | 07/10/2015 | JOHNSON\STEVEN B. | 0004 | | No | | \$122.64 | 070791 |
| 070793* | 07/10/2015 | K & K AUTO CENTER | 0004 | | No | | \$6.00 | 070793 |
| 070794 | 07/10/2015 | KATHAM\BEN M. | 0004 | | No | | \$85.68 | 070794 |
| 070798* | 07/10/2015 | KLOS\MICHAEL E. | 0004 | | No | | \$123.20 | 070798 |
| 070799 | 07/10/2015 | KLUG\STACY E. | 0004 | | No | | \$28.00 | 070799 |

GREATER SOUTHERN TIER BOCES

Outstanding Check Listing

Bank Account: GeneralMT - M&T - General Fund

| Check Number | Check Date | Remit To | Warrant | Fund | Recorded | Statement Date | Check Amount | Check Number |
|--------------|------------|---|---------|------|----------|----------------|--------------|--------------|
| 070800 | 07/10/2015 | KONOPSKI TANYA M. | 0004 | No | | | \$201.60 | 070800 |
| 070802* | 07/10/2015 | LAZAROU JENNIFER L. | 0004 | No | | | \$59.02 | 070802 |
| 070806* | 07/10/2015 | LUCIA CONNIE E. | 0004 | No | | | \$26.32 | 070806 |
| 070807 | 07/10/2015 | MACKIN EDUCATIONAL RESOURCES | 0004 | No | | | \$8,572.56 | 070807 |
| 070808 | 07/10/2015 | MAILLOUX JODY | 0004 | No | | | \$151.20 | 070808 |
| 070811* | 07/10/2015 | MARY FRANCIS, CUSTODIAN | 0004 | Yes | | | \$34.20 | 070811 |
| 070812 | 07/10/2015 | MASCHERINOLISA M. | 0004 | No | | | \$50.19 | 070812 |
| 070813 | 07/10/2015 | MASLER LISA M. | 0004 | No | | | \$6.38 | 070813 |
| 070815* | 07/10/2015 | MCLAUGHLIN LINDA K. | 0004 | No | | | \$16.24 | 070815 |
| 070816 | 07/10/2015 | MC MILLEN JENNIFER P. | 0004 | No | | | \$41.10 | 070816 |
| 070817 | 07/10/2015 | MLECZYNSKI JENNIFER M. | 0004 | No | | | \$75.04 | 070817 |
| 070818 | 07/10/2015 | MONELL ADAM T. | 0004 | No | | | \$125.87 | 070818 |
| 070819 | 07/10/2015 | MOYER GREGG A. | 0004 | No | | | \$41.89 | 070819 |
| 070821* | 07/10/2015 | NAVANCE, INC | 0004 | No | | | \$24,524.36 | 070821 |
| 070822 | 07/10/2015 | NOCTI | 0004 | No | | | \$91.00 | 070822 |
| 070823 | 07/10/2015 | O'BRIEN'S SEPTIC & PORTABLE TOILETS | 0004 | No | | | \$375.00 | 070823 |
| 070824 | 07/10/2015 | O'BRIEN JOLENE M. | 0004 | No | | | \$77.28 | 070824 |
| 070825 | 07/10/2015 | O'MALLEY PAUL J. | 0004 | No | | | \$100.80 | 070825 |
| 070826 | 07/10/2015 | OSLAGER LEE R. | 0004 | No | | | \$21.90 | 070826 |
| 070827 | 07/10/2015 | PANZARELLA LISA M. | 0004 | No | | | \$41.69 | 070827 |
| 070828 | 07/10/2015 | PARFANOWICZ MARTYNA A. | 0004 | No | | | \$219.13 | 070828 |
| 070830* | 07/10/2015 | PETERS JASON D. | 0004 | No | | | \$124.61 | 070830 |
| 070831 | 07/10/2015 | PRAGLE SARAH M. | 0004 | No | | | \$32.82 | 070831 |
| 070832 | 07/10/2015 | RARICK MILLIE D. | 0004 | No | | | \$52.08 | 070832 |
| 070835* | 07/10/2015 | ROCHE CASEY E. | 0004 | No | | | \$496.05 | 070835 |
| 070836 | 07/10/2015 | SAFETY-KLEEN SYSTEMS, INC | 0004 | No | | | \$711.31 | 070836 |
| 070837 | 07/10/2015 | SCHOOL SPECIALTY | 0004 | No | | | \$90.22 | 070837 |
| 070838 | 07/10/2015 | SCHULTZ KAITLYN R. | 0004 | No | | | \$960.00 | 070838 |
| 070839 | 07/10/2015 | SENECA PARK ZOO SOCIETY ATTN: RUTH NORTHROP | 0004 | No | | | | 070839 |
| 070843* | 07/10/2015 | SMITH SUZANNE C. | 0004 | No | | | \$52.64 | 070843 |
| 070845* | 07/10/2015 | SOUTH CENTRAL SERVICE COOPERATIVE | 0004 | No | | | \$33,027.00 | 070845 |
| 070846 | 07/10/2015 | STAPLES CONTRACT & COMMERCIAL | 0004 | No | | | \$73.57 | 070846 |
| 070848* | 07/10/2015 | STRATTON NANCY E. | 0004 | No | | | \$211.12 | 070848 |
| 070849 | 07/10/2015 | SWIMLEY SHANE M. | 0004 | No | | | \$114.86 | 070849 |
| 070853* | 07/10/2015 | THOMAS PATRICK N. | 0004 | No | | | \$51.52 | 070853 |
| 070854 | 07/10/2015 | TOBYA LONZO C. | 0004 | No | | | \$81.98 | 070854 |
| 070858* | 07/10/2015 | TWIN TIER IMAGING SYSTEMS | 0004 | Yes | | | \$1,047.20 | 070858 |
| 070859 | 07/10/2015 | TWIN TIER PAINT & WALLCOVERINGS | 0004 | No | | | \$67.47 | 070859 |
| 070860 | 07/10/2015 | TYLER CYNTHIA M. | 0004 | No | | | \$152.82 | 070860 |
| 070863* | 07/10/2015 | VANG SCOTT E. | 0004 | No | | | \$84.00 | 070863 |
| 070876* | 07/10/2015 | WARD PATRICIA L. | 0004 | No | | | \$32.98 | 070876 |
| 070879* | 07/10/2015 | WILLIAMS CYNTHIA A. | 0004 | No | | | \$82.32 | 070879 |
| 070880 | 07/10/2015 | WPS | 0004 | No | | | \$745.69 | 070880 |

GREATER SOUTHERN TIER BOCES

Outstanding Check Listing
Bank Account: GeneralMT - M&T - General Fund

| Check Number | Check Date | Remit To | Warrant | Fund | Recorded | Statement Date | Check Amount | Check Number |
|--------------|------------|--|---------|------|----------|----------------|--------------|--------------|
| 070884* | 07/10/2015 | ZEIGLER FLORISTS | 0004 | No | No | | \$150.00 | 070884 |
| 070886* | 07/16/2015 | ADDISON CENTRAL SCHOOL DISTRICT | 0005 | No | No | | \$9,000.00 | 070886 |
| 070887 | 07/16/2015 | ALFRED ALMOND CENTRAL SCHOOL | 0005 | No | No | | \$92.30 | 070887 |
| 070889* | 07/16/2015 | BLACK GOLD | 0005 | No | No | | \$144.00 | 070889 |
| 070892* | 07/16/2015 | CDR | 0005 | No | No | | \$60.00 | 070892 |
| 070893 | 07/16/2015 | CHAUTAUQUA INSTITUTION TICKET OFFICE | 0005 | No | No | | \$47.50 | 070893 |
| 070894 | 07/16/2015 | CHRONICLE EXPRESS | 0005 | No | No | | \$56.00 | 070894 |
| 070896* | 07/16/2015 | CULLIGAN WATER DEPARTMENT 8563 | 0005 | No | No | | \$11.50 | 070896 |
| 070899* | 07/16/2015 | EVENING TRIBUNE/THE | 0005 | No | No | | \$475.02 | 070899 |
| 070900 | 07/16/2015 | EVENING TRIBUNE/THE | 0005 | No | No | | \$246.97 | 070900 |
| 070901 | 07/16/2015 | EVENING TRIBUNE/THE | 0005 | No | No | | \$128.93 | 070901 |
| 070903* | 07/16/2015 | FIRE ALARM SERVICE TECHNOLOGY INC | 0005 | No | No | | \$1,578.00 | 070903 |
| 070906* | 07/16/2015 | GOLDWELL NEW YORK | 0005 | No | No | | \$176.01 | 070906 |
| 070909* | 07/16/2015 | LRP PUBLICATIONS | 0005 | No | No | | \$264.50 | 070909 |
| 070910 | 07/16/2015 | MEDIA FLEX INC | 0005 | No | No | | \$2,400.00 | 070910 |
| 070913* | 07/16/2015 | NORTHEAST UNIFORM SERVICES INC | 0005 | No | No | | \$74.21 | 070913 |
| 070915* | 07/16/2015 | OMNI GROUP/THE ATTN: ACCOUNTING DEPT | 0005 | No | No | | \$4,380.00 | 070915 |
| 070918* | 07/16/2015 | PIERRI'S CENTRAL RESTAURANT | 0005 | No | No | | \$214.17 | 070918 |
| 070920* | 07/16/2015 | RURAL SCHOOLS ASSOCIATION | 0005 | No | No | | \$625.00 | 070920 |
| 070921 | 07/16/2015 | SCHINDLER ELEVATOR CORP. | 0005 | No | No | | \$2,287.38 | 070921 |
| 070923* | 07/16/2015 | SIMMONS ROCKWELL ATTN: LAURIE | 0005 | No | No | | \$10.00 | 070923 |
| 070927* | 07/16/2015 | STEBEN COUNTY EMERGENCY SERVICES | 0005 | No | No | | \$63.12 | 070927 |
| 070936* | 07/16/2015 | WORLD BOOK SCHOOL & LIBRARY | 0005 | No | No | | \$9,805.42 | 070936 |
| 070938* | 07/17/2015 | EXXONMOBIL | 0006 | No | No | | \$38.31 | 070938 |
| 070940* | 07/17/2015 | BOCES ERIE 1 DEPT 116205 | 0007 | Yes | Yes | | \$38.31 | 070940 |
| 070941 | 07/17/2015 | BOCES MONROE #1 | 0007 | No | No | | \$28,781.82 | 070941 |
| 070947* | 07/17/2015 | CHANDLERMELANIE | 0007 | No | No | | \$530.42 | 070947 |
| 070953* | 07/17/2015 | CHEMUNG COUNTY TREASURER CHEMUNG COUNTY SHERIFF'S OFFICE | 0007 | No | No | | \$102.27 | 070947 |
| 070954 | 07/17/2015 | CHOLLETGARY | 0007 | No | No | | \$6,471.25 | 070953 |
| 070955 | 07/17/2015 | CONNECTIONS EDUCATION | 0007 | No | No | | \$400.00 | 070954 |
| 070957* | 07/17/2015 | CORNING-PAINTED POST HISTORICAL SOCIETY | 0007 | No | No | | \$2,260.00 | 070955 |
| 070959* | 07/17/2015 | ELLISONKATHERYN L. | 0007 | No | No | | \$475.00 | 070957 |
| 070962* | 07/17/2015 | EVENING TRIBUNE/THE | 0007 | No | No | | \$76.16 | 070959 |
| 070963 | 07/17/2015 | EVENING TRIBUNE/THE | 0007 | No | No | | \$314.09 | 070962 |
| 070964 | 07/17/2015 | EVENING TRIBUNE/THE | 0007 | No | No | | \$173.93 | 070963 |
| 070967* | 07/17/2015 | HOLIDAY VALLEY RESORT | 0007 | No | No | | \$173.93 | 070964 |
| 070968 | 07/17/2015 | HORSEHEADS DO IT CENTER, INC | 0007 | No | No | | \$636.00 | 070967 |
| 070969 | 07/17/2015 | HORSEHEADS SCHOOL LUNCH ACCOUNT SCHOOL FOOD SERVICE OFFICE | 0007 | No | No | | \$1,679.13 | 070968 |
| 070970 | 07/17/2015 | HYDEIDEBRA L. | 0007 | No | No | | \$117.63 | 070969 |
| 070976* | 07/17/2015 | MICROBAC LABORATORIES, INC ATTN: LOCATOR FB | 0007 | No | No | | \$77.36 | 070970 |
| | | | 0007 | No | No | | \$35.88 | 070976 |

GREATER SOUTHERN TIER BOCES

Outstanding Check Listing

Bank Account: GeneralMT - M&T - General Fund

| Check Number | Check Date | Remit To | Warrant | Fund | Recorded | Statement Date | Check Amount | Check Number |
|--------------|------------|---|---------|------|----------|----------------|--------------|--------------|
| 070979* | 07/17/2015 | NORTH PRESBYTERIAN CHURCH | 0007 | | No | | \$1,600.00 | 070979 |
| 070981* | 07/17/2015 | ROCHESTER MUSEUM & SCIENCE CENTER | 0007 | | No | | \$600.00 | 070981 |
| 070982 | 07/17/2015 | SCHOOL SPECIALTY | 0007 | | No | | \$297.27 | 070982 |
| 070984* | 07/17/2015 | STAPLES CONTRACT & COMMERCIAL | 0007 | | No | | \$1,881.56 | 070984 |
| 070985 | 07/17/2015 | SULLIVAN COUNTY BOCES KEITH MENGES, TREASURER | 0007 | | No | | \$7,500.00 | 070985 |
| 070986 | 07/17/2015 | THOMSON REUTERS-WEST PAYMENT CENTER | 0007 | | No | | \$485.44 | 070986 |
| 070989* | 07/17/2015 | TRANE U.S. INC. | 0007 | | No | | \$120.15 | 070989 |
| 070996* | 07/17/2015 | WHITEKELLY L. | 0007 | | No | | \$1,405.05 | 070996 |
| 070998* | 07/17/2015 | XEROX CORPORATION | 0007 | | No | | \$20,292.03 | 070998 |
| 071001* | 07/23/2015 | ARNOT MEDICAL SERVICES, PLLC | 0010 | | No | | \$74.00 | 071001 |
| 071002 | 07/23/2015 | ART'S EXTERMINATING | 0010 | | No | | \$40.00 | 071002 |
| 071003 | 07/23/2015 | ASCD | 0010 | | No | | \$89.00 | 071003 |
| 071004 | 07/23/2015 | BORASKKEITH A. | 0010 | | No | | \$30.00 | 071004 |
| 071005 | 07/23/2015 | BRADFORD CENTRAL SCHOOL | 0010 | | No | | \$3,000.00 | 071005 |
| 071006 | 07/23/2015 | CARDIAC LIFE PRODUCTS, INC. | 0010 | | No | | \$264.00 | 071006 |
| 071007 | 07/23/2015 | CDW GOVERNMENT | 0010 | | No | | \$710.71 | 071007 |
| 071008 | 07/23/2015 | CIRCLE COMPUTER, INC | 0010 | | No | | \$109.00 | 071008 |
| 071010* | 07/23/2015 | COMPANION CORPORATION | 0010 | | No | | \$2,397.00 | 071010 |
| 071011 | 07/23/2015 | COOK BROTHERS TRUCK PARTS | 0010 | | No | | \$22.90 | 071011 |
| 071012 | 07/23/2015 | CORNING CONCRETE CO. | 0010 | | No | | \$225.00 | 071012 |
| 071013 | 07/23/2015 | COUNTRY REPORTS.ORG | 0010 | | No | | \$224.00 | 071013 |
| 071014 | 07/23/2015 | CRAFTJOHN M. | 0010 | | No | | \$60.00 | 071014 |
| 071015 | 07/23/2015 | CTGNYS CONSTRUCTION TRAINING CENTERS OF NYS | 0010 | | No | | \$700.00 | 071015 |
| 071017* | 07/23/2015 | DEMOCRAT AND CHRONICLE MEDIA GROUP | 0010 | | No | | \$1,505.00 | 071017 |
| 071020* | 07/23/2015 | EBSCO INFORMATION SERVICES ATTN:PAYMENT PROCESSING CENTER | 0010 | | No | | \$8,154.00 | 071020 |
| 071021 | 07/23/2015 | FAMILY SERVICE SOCIETY | 0010 | | No | | \$99.00 | 071021 |
| 071023* | 07/23/2015 | FIRE ALARM SERVICE TECHNOLOGY INC | 0010 | | No | | \$1,800.00 | 071023 |
| 071024 | 07/23/2015 | FRANKLINMARSHALL E. | 0010 | | No | | \$29.99 | 071024 |
| 071025 | 07/23/2015 | GANNETT CENTRAL NY NEWSPAPERS | 0010 | | Yes | | \$1,333.25 | 071025 |
| 071028* | 07/23/2015 | GOVCONNECTION, INC | 0010 | | No | | \$1,305.60 | 071028 |
| 071029 | 07/23/2015 | HAMMONDSPOORT CS | 0010 | | No | | \$6,000.00 | 071029 |
| 071030 | 07/23/2015 | HARRIS SCHOOL SOLUTIONS | 0010 | | No | | \$117,835.42 | 071030 |
| 071031 | 07/23/2015 | HERITAGE CRYSTAL CLEAN, LLC | 0010 | | No | | \$235.37 | 071031 |
| 071033* | 07/23/2015 | INFOBASE LEARNING | 0010 | | No | | \$5,112.00 | 071033 |
| 071034 | 07/23/2015 | INK TECHNOLOGIES.COM | 0010 | | No | | \$211.12 | 071034 |
| 071035 | 07/23/2015 | K & K AUTO CENTER | 0010 | | No | | \$563.42 | 071035 |
| 071036 | 07/23/2015 | LASER PROS INTERNATIONAL | 0010 | | No | | \$52.57 | 071036 |
| 071037 | 07/23/2015 | LAZEL LEARNING A-Z | 0010 | | No | | \$8,346.10 | 071037 |
| 071038 | 07/23/2015 | LEADERITHE | 0010 | | No | | \$447.46 | 071038 |
| 071039 | 07/23/2015 | LEARNING SCIENCES INTERNATIONAL ACCOUNTS RECIEVABLE | 0010 | | No | | \$34,559.00 | 071039 |

GREATER SOUTHERN TIER BOCES

Outstanding Check Listing

Bank Account: GeneralMT - M&T - General Fund

| Check Number | Check Date | Remit To | Warrant | Fund | Recorded | Statement Date | Check Amount | Check Number |
|--------------|------------|--|---------|------|----------|----------------|--------------|--------------|
| 071040 | 07/23/2015 | LEDERMANJULIE A. | 0010 | | No | | \$29.99 | 071040 |
| 071041 | 07/23/2015 | LINCOLN LIBRARY PRESS, INC | 0010 | | No | | \$327.00 | 071041 |
| 071042 | 07/23/2015 | LOVETTEWORMAN M. | 0010 | | No | | \$30.00 | 071042 |
| 071043 | 07/23/2015 | MANNINGSTEVEN M. | 0010 | | No | | \$21.89 | 071043 |
| 071045* | 07/23/2015 | MEDIA FLEX INC | 0010 | | No | | \$100.00 | 071045 |
| 071046 | 07/23/2015 | MICRO SOLUTIONS | 0010 | | No | | \$7,456.49 | 071046 |
| 071047 | 07/23/2015 | MITINET, INC | 0010 | | No | | \$3,853.00 | 071047 |
| 071049* | 07/23/2015 | NEW YORK STATE ASSOCIATION OF SCHOOL BUSINESS OFFICALS | 0010 | | No | | \$618.00 | 071049 |
| 071050 | 07/23/2015 | NORTHWEST EVALUATION ASSOCIATION | 0010 | | No | | \$68,803.90 | 071050 |
| 071052* | 07/23/2015 | PIZZA PICK-UP | 0010 | | No | | \$43.44 | 071052 |
| 071053 | 07/23/2015 | RADISSON HOTEL CORNING | 0010 | | No | | \$1,872.08 | 071053 |
| 071055* | 07/23/2015 | RUMSEYMYRON E. | 0010 | | No | | \$30.00 | 071055 |
| 071056 | 07/23/2015 | SAGE PUBLICATIONS, INC | 0010 | | No | | \$3,452.00 | 071056 |
| 071057 | 07/23/2015 | SDE, INC ATTN: FINANCE DEPT. | 0010 | | No | | \$8,585.00 | 071057 |
| 071059* | 07/23/2015 | SOUTHERN TIER SHOPPER | 0010 | | No | | \$46.88 | 071059 |
| 071060 | 07/23/2015 | ST JAMES MERCY HOSPITAL | 0010 | | No | | \$82.50 | 071060 |
| 071061 | 07/23/2015 | STAPLES CONTRACT & COMMERCIAL | 0010 | | No | | \$390.97 | 071061 |
| 071062 | 07/23/2015 | STEFANINICHARLES C. | 0010 | | No | | \$29.99 | 071062 |
| 071063 | 07/23/2015 | SWIMLEYSHANE M. | 0010 | | No | | \$29.99 | 071063 |
| 071066* | 07/23/2015 | TUMBLEWEED PRESS, INC. | 0010 | | No | | \$1,497.00 | 071066 |
| 071067 | 07/23/2015 | TUMBLEWEED PRESS, INC. | 0010 | | No | | \$1,171.86 | 071067 |
| 071068 | 07/23/2015 | TYLERICYNTHIA M. | 0010 | | No | | \$30.00 | 071068 |
| 071075* | 07/23/2015 | WEB CLARITY | 0010 | | No | | \$501.00 | 071075 |
| 071076 | 07/23/2015 | XEROX CORPORATION | 0010 | | No | | \$3,840.30 | 071076 |
| 071077 | 07/24/2015 | 967-PRAXAIR DISTRIBUTION INC | 0012 | | No | | \$65.02 | 071077 |
| 071078 | 07/24/2015 | ADDISON CENTRAL SCHOOL DISTRICT | 0012 | | No | | \$6,715.00 | 071078 |
| 071079 | 07/24/2015 | ALFRED ALMOND CENTRAL SCHOOL | 0012 | | No | | \$379.10 | 071079 |
| 071080 | 07/24/2015 | ALFRED ALMOND CENTRAL SCHOOL DISTRICT | 0012 | | No | | \$1,550.00 | 071080 |
| 071081 | 07/24/2015 | ALFRED ALMOND CSD | 0012 | | No | | \$552.83 | 071081 |
| 071082 | 07/24/2015 | ALL SEASON TIRE, INC. | 0012 | | No | | \$21.00 | 071082 |
| 071083 | 07/24/2015 | ARKPORT CENTRAL SCHOOL DISTRICT | 0012 | | No | | \$5,895.00 | 071083 |
| 071084 | 07/24/2015 | ARNOT HEALTH EDUCATION DEPT ATTN: JEAN | 0012 | | No | | \$50.00 | 071084 |
| 071085 | 07/24/2015 | AVOCA CENTRAL SCHOOL DISTRICT | 0012 | | No | | \$6,272.00 | 071085 |
| 071086 | 07/24/2015 | BARNES & NOBLE INC. | 0012 | | No | | \$27.17 | 071086 |
| 071087 | 07/24/2015 | BATH CENTRAL SCHOOL DISTRICT | 0012 | | No | | \$38,807.50 | 071087 |
| 071088 | 07/24/2015 | BOCES ERIE 1 DEPT 116205 | 0012 | | No | | \$20.86 | 071088 |
| 071089 | 07/24/2015 | BRADFORD CENTRAL SCHOOL DISTRICT | 0012 | | No | | \$5,400.00 | 071089 |
| 071090 | 07/24/2015 | BRADLEY SUPPLY | 0012 | | No | | \$9.00 | 071090 |
| 071091 | 07/24/2015 | CAMPBELL SAVONA CENTRAL SCHOOL DISTRICT | 0012 | | No | | \$18,147.51 | 071091 |
| 071092 | 07/24/2015 | CANASERAGA CENTRAL SCHOOL | 0012 | | No | | \$3,000.00 | 071092 |

GREATER SOUTHERN TIER BOCES

Outstanding Check Listing

Bank Account: GeneralMT - M&T - General Fund

| Check Number | Check Date | Remit To | Warrant | Fund | Recorded | Statement Date | Check Amount | Check Number |
|--------------|------------|--|---------|------|----------|----------------|--------------|--------------|
| 071093 | 07/24/2015 | CANASERAGA CENTRAL SCHOOL DISTRICT TREASURER | 0012 | | No | | \$4,462.50 | 071093 |
| 071094 | 07/24/2015 | CANISTEO-GREENWOOD CSD | 0012 | | No | | \$1,840.00 | 071094 |
| 071095 | 07/24/2015 | CDW GOVERNMENT | 0012 | | No | | \$273.66 | 071095 |
| 071097* | 07/24/2015 | CONNECTIONS EDUCATION | 0012 | | No | | \$1,770.00 | 071097 |
| 071101* | 07/24/2015 | CORNING-PAINTED POST CITY SD | 0012 | | No | | \$23,643.75 | 071101 |
| 071103* | 07/24/2015 | DIRECT ENERGY BUSINESS | 0012 | | No | | \$97.92 | 071103 |
| 071104 | 07/24/2015 | DIRECT PACKET, INC. D/B/A ONE VISION SOLUTIONS | 0012 | | No | | \$24,287.88 | 071104 |
| 071105 | 07/24/2015 | DRAKE/CYNTHIA L. | 0012 | | No | | \$617.06 | 071105 |
| 071107* | 07/24/2015 | ELMIRA CITY SCHOOL DISTRICT | 0012 | | No | | \$18,015.00 | 071107 |
| 071108 | 07/24/2015 | ELMIRA HEIGHTS CENTRAL SCHOOL DISTRICT DISTRICT OFFICE | 0012 | | No | | \$17,345.00 | 071108 |
| 071109 | 07/24/2015 | EVENING TRIBUNE/THE | 0012 | | No | | \$130.89 | 071109 |
| 071110 | 07/24/2015 | EVENING TRIBUNE/THE | 0012 | | No | | \$292.60 | 071110 |
| 071113* | 07/24/2015 | FRONTLINE TECHNOLOGIES GROUP LLC | 0012 | | No | | \$2,921.90 | 071113 |
| 071114 | 07/24/2015 | GANNETT CENTRAL NY NEWSPAPERS | 0012 | | No | | \$4,403.18 | 071114 |
| 071115 | 07/24/2015 | GLOBAL GOVERNMENT EDUCATION SOLUTIONS, INC | 0012 | | No | | \$320.00 | 071115 |
| 071117* | 07/24/2015 | GREEK PEAK HOLDINGS LLC | 0012 | | No | | \$416.00 | 071117 |
| 071118 | 07/24/2015 | GUTHRIE MEDICAL GROUP | 0012 | | No | | \$97.00 | 071118 |
| 071119 | 07/24/2015 | HAMMONDSPORT CENTRAL SCHOOL DISTRICT C/O BUSINESS OFFICE | 0012 | | No | | \$9,440.00 | 071119 |
| 071121* | 07/24/2015 | HORNELL CITY SCHOOL DISTRICT | 0012 | | No | | \$28,037.76 | 071121 |
| 071122 | 07/24/2015 | HORSEHEADS CENTRAL SCHOOL DISTRICT | 0012 | | No | | \$61,981.73 | 071122 |
| 071123 | 07/24/2015 | JASPER TROUPSBURG CSD | 0012 | | No | | \$420.00 | 071123 |
| 071124 | 07/24/2015 | KESHEQUA CSD | 0012 | | No | | \$1,755.00 | 071124 |
| 071125 | 07/24/2015 | LEADER/THE | 0012 | | No | | \$5,058.23 | 071125 |
| 071126 | 07/24/2015 | MASSI'S GARDENS & LANDSCAPING, INC | 0012 | | No | | \$88.00 | 071126 |
| 071128* | 07/24/2015 | MONROE COMMUNITY COLLEGE OFFICE OF STUDENT ACCOUNTS | 0012 | | No | | \$850.00 | 071128 |
| 071129 | 07/24/2015 | MOORE MEDICAL LLC | 0012 | | No | | \$418.13 | 071129 |
| 071130 | 07/24/2015 | MUSICIAN'S FRIEND | 0012 | | No | | \$65.99 | 071130 |
| 071131 | 07/24/2015 | NY'SRA EDUCATIONAL FOUNDATION | 0012 | | No | | \$252.00 | 071131 |
| 071132 | 07/24/2015 | OMNI PUBLISHING CO. | 0012 | | No | | \$97.00 | 071132 |
| 071133 | 07/24/2015 | PALEONTOLOGICAL RESEARCH INSTITUTION CAYUGA NATURE CENTER | 0012 | | No | | \$775.00 | 071133 |
| 071134 | 07/24/2015 | PASTRICKS SCREENPRINTING & AWARDS | 0012 | | No | | \$10.00 | 071134 |
| 071136* | 07/24/2015 | PLC ASSOCIATES, INC | 0012 | | No | | \$1,834.85 | 071136 |
| 071137 | 07/24/2015 | PRATTSBURGH CENTRAL SCHOOL DISTRICT | 0012 | | No | | \$7,977.20 | 071137 |
| 071138 | 07/24/2015 | PRESENTATION SOURCE, INC/THE | 0012 | | No | | \$225.00 | 071138 |
| 071139 | 07/24/2015 | PROMETHEAN INC | 0012 | | No | | \$16,815.00 | 071139 |
| 071141* | 07/24/2015 | ROCKLER WOODWORKING AND HARDWARE | 0012 | | No | | \$561.23 | 071141 |
| 071142 | 07/24/2015 | SENSATIONAL KIDS PLLC | 0012 | | No | | \$3,010.00 | 071142 |
| 071144* | 07/24/2015 | SOUTHWEST BINDING & LAMINATING | 0012 | | No | | \$256.36 | 071144 |
| 071145 | 07/24/2015 | SPENCER-VAN ETTEN CSD P.O. BOX 307 | 0012 | | Yes | | \$6,794.00 | 071145 |

GREATER SOUTHERN TIER BOCES

Outstanding Check Listing

Bank Account: GeneralMT - M&T - General Fund

| Check Number | Check Date | Remit To | Warrant | Fund | Recorded | Statement Date | Check Amount | Check Number |
|--------------|------------|--|---------|------|----------|----------------|--------------|--------------|
| 071146 | 07/24/2015 | STAPLES CONTRACT & COMMERCIAL | 0012 | | No | | \$263.53 | 071146 |
| 071147 | 07/24/2015 | STEBEN COUNTY DPW | 0012 | | No | | \$5.00 | 071147 |
| 071148 | 07/24/2015 | ULINE | 0012 | | No | | \$108.06 | 071148 |
| 071150* | 07/24/2015 | WATKINS GLEN CENTRAL SCHOOL DISTRICT | 0012 | | No | | \$5,796.00 | 071150 |
| 071151 | 07/24/2015 | WAVERLY CENTRAL SCHOOL DISTRICT | 0012 | | No | | \$10,019.00 | 071151 |
| 071152 | 07/24/2015 | WAVERLY CENTRAL SCHOOLS BUSINESS OFFICE | 0012 | | No | | \$4,009.50 | 071152 |
| 071153 | 07/24/2015 | WPS | 0012 | | No | | \$154.55 | 071153 |
| 071154 | 07/24/2015 | XEROX CORPORATION | 0012 | | No | | \$557.21 | 071154 |
| 071155 | 07/24/2015 | XEROX CORPORATION | 0012 | | No | | \$6,176.08 | 071155 |
| 071157* | 07/29/2015 | 967-PRAXAIR DISTRIBUTION INC | 0013 | | No | | \$17.18 | 071157 |
| 071158 | 07/29/2015 | BOCES MONROE 2-ORLEANS | 0013 | | No | | \$3,909.23 | 071158 |
| 071159 | 07/29/2015 | CHEMUNG CANAL TRUST COMPANY | 0013 | | No | | \$154.60 | 071159 |
| 071160 | 07/29/2015 | CHEMUNG CANAL TRUST COMPANY | 0013 | | No | | \$1,556.42 | 071160 |
| 071161 | 07/29/2015 | CHEMUNG CANAL TRUST COMPANY | 0013 | | No | | \$401.79 | 071161 |
| 071162 | 07/29/2015 | CHEMUNG CANAL TRUST COMPANY | 0013 | | No | | \$126.31 | 071162 |
| 071163 | 07/29/2015 | CHEMUNG CANAL TRUST COMPANY | 0013 | | No | | \$177.53 | 071163 |
| 071164 | 07/29/2015 | CHEMUNG CANAL TRUST COMPANY | 0013 | | No | | \$4,528.53 | 071164 |
| 071165 | 07/29/2015 | CHEMUNG CANAL TRUST COMPANY | 0013 | | No | | \$1,350.80 | 071165 |
| 071166 | 07/29/2015 | CHEMUNG CANAL TRUST COMPANY | 0013 | | No | | \$2,449.71 | 071166 |
| 071167 | 07/29/2015 | CHEMUNG CANAL TRUST COMPANY | 0013 | | No | | \$1,781.17 | 071167 |
| 071168 | 07/29/2015 | CORNING PAINTED POST SCHOOL DISTRICT ATTN: TREASURER | 0013 | | No | | \$5,576.74 | 071168 |
| 071169 | 07/29/2015 | DAY AUTOMATION SYSTEMS, INC. | 0013 | | No | | \$2,926.37 | 071169 |
| 071170 | 07/29/2015 | ELECTRONIC BUSINESS PRODUCTS, INC. | 0013 | | No | | \$3,115.18 | 071170 |
| 071171 | 07/29/2015 | EMPIRE STATE FOREST PRODUCTS ASSOCIATION | 0013 | | No | | \$80.00 | 071171 |
| 071172 | 07/29/2015 | SOUTHWORTH-MILTON, INC | 0013 | | No | | \$3,989.00 | 071172 |
| 071173 | 07/29/2015 | WALMART COMMUNITY/RFCSELLC | 0013 | | No | | \$811.80 | 071173 |
| 071174 | 07/29/2015 | XEROX CORPORATION | 0013 | | No | | \$4,160.36 | 071174 |
| 071175 | 07/30/2015 | AMBER PRODUCTS | 0014 | | No | | \$54.96 | 071175 |
| 071176 | 07/30/2015 | BADGE-A-MINIT | 0014 | | No | | \$77.95 | 071176 |
| 071177 | 07/30/2015 | BANFIELD-BAKER CORP | 0014 | | No | | \$203.50 | 071177 |
| 071178 | 07/30/2015 | BARNES & NOBLE INC. | 0014 | | No | | \$315.36 | 071178 |
| 071179 | 07/30/2015 | BLACK GOLD | 0014 | | No | | \$280.00 | 071179 |
| 071180 | 07/30/2015 | BOCES ERIE 1 DEPT 116205 | 0014 | | No | | \$302,420.23 | 071180 |
| 071181 | 07/30/2015 | BORASKEITH A. | 0014 | | No | | \$30.00 | 071181 |
| 071182 | 07/30/2015 | BURMAX COMPANY, INC | 0014 | | No | | \$2,975.00 | 071182 |
| 071183 | 07/30/2015 | BUYQUEST, INC | 0014 | | No | | \$401.58 | 071183 |
| 071184 | 07/30/2015 | CAPITAL REGION BOCES | 0014 | | No | | \$12,645.96 | 071184 |
| 071185 | 07/30/2015 | CAPSTONE PRESS, INC. | 0014 | | No | | \$3,930.00 | 071185 |
| 071186 | 07/30/2015 | CDW GOVERNMENT | 0014 | | No | | \$581.35 | 071186 |
| 071187 | 07/30/2015 | CHEMUNG COUNTY TRANSFER | 0014 | | No | | \$132.50 | 071187 |
| 071188 | 07/30/2015 | CIRCLE COMPUTER, INC | 0014 | | No | | \$209.00 | 071188 |

GREATER SOUTHERN TIER BOCES

Outstanding Check Listing

Bank Account: GeneralMT - M&T - General Fund

| Check Number | Check Date | Remit To | Warrant | Fund | Recorded | Statement Date | Check Amount | Check Number |
|--------------|------------|--|---------|------|----------|----------------|--------------|--------------|
| 071189 | 07/30/2015 | GIT | 0014 | No | No | | \$1,912.00 | 071189 |
| 071190 | 07/30/2015 | CONNECTIONS EDUCATION | 0014 | No | No | | \$10,575.00 | 071190 |
| 071191 | 07/30/2015 | COYNE TEXTILE SERVICES | 0014 | No | No | | \$135.40 | 071191 |
| 071192 | 07/30/2015 | CVKIEUGENE T. | 0014 | No | No | | \$299.00 | 071192 |
| 071193 | 07/30/2015 | DE LAGE LANDEN FINANCIAL SERVICES, INC | 0014 | No | No | | \$1,431.20 | 071193 |
| 071195* | 07/30/2015 | EASTERN LOCKBOX # 3992 | 0014 | No | No | | \$1,100.82 | 071195 |
| 071196 | 07/30/2015 | ELECTRONIC BUSINESS PRODUCTS, INC. | 0014 | No | No | | \$240.00 | 071196 |
| 071197 | 07/30/2015 | ELMIRA HEIGHTS CENTRAL SCHOOL DISTRICT DISTRICT OFFICE | 0014 | No | No | | \$6,000.00 | 071197 |
| 071198 | 07/30/2015 | EMPIRE ACCESS | 0014 | No | No | | \$1,999.00 | 071198 |
| 071199 | 07/30/2015 | ERMANOVICSFREDERICK W. | 0014 | No | No | | \$30.00 | 071199 |
| 071200 | 07/30/2015 | FAIRCHILD FASHION MEDIA | 0014 | No | No | | \$109.00 | 071200 |
| 071201 | 07/30/2015 | FIRST NIAGARA LEASING, INC | 0014 | No | No | | \$30,615.07 | 071201 |
| 071202 | 07/30/2015 | FRANCISMARY L. | 0014 | No | No | | \$21.28 | 071202 |
| 071203 | 07/30/2015 | GE CAPITAL | 0014 | No | No | | \$1,005.00 | 071203 |
| 071204 | 07/30/2015 | GE CAPITAL | 0014 | No | No | | \$495.00 | 071204 |
| 071205 | 07/30/2015 | GOLDSTAR LEARNING INC ATTN: ACCOUNTS PAYABLE | 0014 | No | No | | \$68,243.90 | 071205 |
| 071206 | 07/30/2015 | GOVCONNECTION, INC | 0014 | No | No | | \$784.00 | 071206 |
| 071207 | 07/30/2015 | GOVCONNECTION, INC | 0014 | No | No | | \$239.70 | 071207 |
| 071208 | 07/30/2015 | GREATAMERICA FINANCIAL SVCS | 0014 | No | No | | \$15,864.22 | 071208 |
| 071209 | 07/30/2015 | HELLO DIRECT INC. | 0014 | No | No | | \$76.00 | 071209 |
| 071210 | 07/30/2015 | HEP SALES - NORTH MAIN LUMBER | 0014 | No | No | | \$71.94 | 071210 |
| 071211 | 07/30/2015 | HEWLETT-PACKARD COMPANY | 0014 | No | No | | \$63,322.80 | 071211 |
| 071212 | 07/30/2015 | HORSEHEADS CSD ATTN: LINDA S. KLJEVONEIT, TREASURER | 0014 | No | No | | \$9,000.00 | 071212 |
| 071213 | 07/30/2015 | HORSEHEADS DO IT CENTER | 0014 | No | No | | \$171.07 | 071213 |
| 071214 | 07/30/2015 | I D BOOTH | 0014 | No | No | | \$1,500.65 | 071214 |
| 071215 | 07/30/2015 | INTERSTATE ALL BATTERY CENTER | 0014 | No | No | | \$29.99 | 071215 |
| 071216 | 07/30/2015 | K & K AUTO CENTER | 0014 | No | No | | \$45.00 | 071216 |
| 071217 | 07/30/2015 | KENDALLSTEPHANIE J. | 0014 | No | No | | \$30.00 | 071217 |
| 071218 | 07/30/2015 | LAMONSKINATHAN J. | 0014 | No | No | | \$60.00 | 071218 |
| 071219 | 07/30/2015 | LEMMONMARK | 0014 | No | No | | \$140.30 | 071219 |
| 071220 | 07/30/2015 | LOGISOFT COMPUTER PRODUCTS | 0014 | No | No | | \$651.60 | 071220 |
| 071221 | 07/30/2015 | MANDARIN LIBRARY AUTOMATION | 0014 | No | No | | \$46,290.00 | 071221 |
| 071222 | 07/30/2015 | MAPLE CITY DODGE INC | 0014 | No | No | | \$66.95 | 071222 |
| 071223 | 07/30/2015 | MAYOTTEDAVID L. | 0014 | No | No | | \$13.25 | 071223 |
| 071224 | 07/30/2015 | MERCURY NETWORKS | 0014 | No | No | | \$5,588.48 | 071224 |
| 071225 | 07/30/2015 | NCS PEARSON, INC | 0014 | No | No | | \$11,340.00 | 071225 |
| 071226 | 07/30/2015 | NORTHWEST EVALUATION ASSOCIATION | 0014 | No | No | | \$70,966.80 | 071226 |
| 071227 | 07/30/2015 | NYSEG | 0014 | No | No | | \$18.33 | 071227 |
| 071228 | 07/30/2015 | PARMENTER | 0014 | No | No | | \$2,754.17 | 071228 |
| 071229 | 07/30/2015 | PC SOLUTIONS & CONSULTING LTD | 0014 | No | No | | \$73.75 | 071229 |
| 071230 | 07/30/2015 | QUILL CORPORATION | 0014 | No | No | | \$334.31 | 071230 |

GREATER SOUTHERN TIER BOCES

Outstanding Check Listing

Bank Account: GeneralMT - M&T - General Fund

| Check Number | Check Date | Remit To | Warrant Fund | Recorded | Statement Date | Check Amount | Check Number |
|--|------------|------------------------------------|--------------|----------|----------------|-----------------------|-----------------------|
| 071231 | 07/30/2015 | S & M McDONALD CONTRACTING | 0014 | No | | \$140.00 | 071231 |
| 071232 | 07/30/2015 | SALLY BEAUTY COMPANY # 2784 | 0014 | No | | \$24.43 | 071232 |
| 071233 | 07/30/2015 | SIGN INN | 0014 | No | | \$37.00 | 071233 |
| 071234 | 07/30/2015 | SOUTHERN FINGER LAKES CHAPTER NYS | 0014 | No | | \$30.00 | 071234 |
| 071235 | 07/30/2015 | SBGA C/O ELMIRA CSD, MIKE DUNN | 0014 | No | | \$2,700.85 | 071235 |
| 071236 | 07/30/2015 | SOUTHWEST BINDING & LAMINATING | 0014 | No | | \$245.30 | 071236 |
| 071237 | 07/30/2015 | STAR GAZETTE #1007 | 0014 | No | | \$32.95 | 071237 |
| 071238 | 07/30/2015 | TAUNTON DIRECT, INC | 0014 | No | | \$31.19 | 071238 |
| 071239 | 07/30/2015 | THOMAS/DARLA L. | 0014 | No | | \$129.99 | 071239 |
| 071240 | 07/30/2015 | TIME WARNER CABLE | 0014 | No | | \$1,440.35 | 071240 |
| 071241 | 07/30/2015 | TOSHIBA AMERICA BUSINESS SOLUTIONS | 0014 | No | | \$679.48 | 071241 |
| 071242 | 07/30/2015 | TOSHIBA BUSINESS SOLUTIONS, USA | 0014 | No | | \$29.99 | 071242 |
| 071243 | 07/30/2015 | TREMBLAY/GAIL R. | 0014 | No | | \$175.00 | 071243 |
| 071244 | 07/30/2015 | U.S. BANK EQUIPMENT FINANCE | 0014 | No | | \$610.00 | 071244 |
| 071245 | 07/30/2015 | UNITED FIRE EQUIPMENT, INC | 0014 | No | | \$22.60 | 071245 |
| 071246 | 07/30/2015 | UNITED PARCEL SERVICE | 0014 | No | | \$13,312.86 | 071246 |
| 071247 | 07/30/2015 | VANDIS | 0014 | No | | \$396.15 | 071247 |
| 071248 | 07/30/2015 | VERIZON | 0014 | No | | \$39.60 | 071248 |
| 071249 | 07/30/2015 | VERIZON | 0014 | No | | \$39.18 | 071249 |
| 071250 | 07/30/2015 | VERIZON | 0014 | No | | \$39.22 | 071250 |
| 071251 | 07/30/2015 | VERIZON | 0014 | No | | \$39.18 | 071251 |
| 071252 | 07/30/2015 | VERIZON | 0014 | No | | \$125.50 | 071252 |
| 071253 | 07/30/2015 | VERIZON | 0014 | No | | \$117.54 | 071253 |
| 071254 | 07/30/2015 | VERIZON | 0014 | No | | \$640.87 | 071254 |
| 071255 | 07/30/2015 | VERIZON | 0014 | No | | \$17.94 | 071255 |
| 071256 | 07/30/2015 | VOGUE | 0014 | No | | \$30.00 | 071256 |
| 071257 | 07/30/2015 | W B MASON CO., INC | 0014 | No | | \$963.60 | 071257 |
| 071258 | 07/30/2015 | WALMART COMMUNITY/RFCSELLC | 0014 | No | | \$38.51 | 071258 |
| 071259 | 07/30/2015 | XEROX CORPORATION | 0014 | No | | \$436.73 | 071259 |
| 071260 | 07/30/2015 | XEROX CORPORATION | 0014 | No | | \$547.00 | 071260 |
| 071261 | 07/30/2015 | XEROX CORPORATION | 0014 | No | | \$2,308.40 | 071261 |
| 071262 | 07/30/2015 | XPEDX | 0014 | No | | \$25,645.11 | 071262 |
| Subtotal for Bank Account: GeneralMT - M&T - General Fund | | | | | | \$1,667,473.02 | |
| | | | | | | Net | \$1,667,473.02 |

Grand Total Net
Grand Total Net

\$1,667,473.02
\$1,667,473.02

Grand Total
Net

**JP Morgan Chase
GST Federal Fund - Account
Treasurer's Monthly Report
for the period
From July 1, 2015 to July 31, 2015**

Total available balance as reported at the end of preceding period \$ 94,339.59

RECEIPTS DURING MONTH

(With breakdown of source including full amount of all short term loans)

| Date | Source | Amount |
|------|------------------------------------|---------------|
| | Deposits and Credits plus Interest | \$ 603,954.64 |

| | |
|-----------------------------------|---------------|
| Total Receipts | \$ 603,954.64 |
| Total Receipts, including balance | \$ 698,294.23 |

DISBURSEMENTS MADE DURING MONTH By Check

By Check

| | |
|---|---------------|
| From Check No. 26057 to Check No. 26170 | \$ 210,173.23 |
| Fedwire(s) Payroll | \$ 476,552.37 |
| ACH Debit Returns student loans& PELL | \$ 1,219.87 |

| | |
|---|---------------|
| (Total amount of checks issued & debit charges) | \$ 687,945.47 |
| Cash Balance as shown by records | \$ 10,348.76 |

RECONCILIATION WITH BANK STATEMENT

| | |
|--|----------------|
| Balance as given on bank statement, end of month | \$ 93,200.86 |
| Outstanding checks | \$ (82,852.10) |
| Deposit in Transit | |

| | |
|--|--------------|
| Total available balance | \$ 10,348.76 |
| (Must agree with Cash Balance above if there is a true reconciliation) | |

Received by the Board of Education and entered as a part of the
Minutes of the Board meeting held October 6, 2015.

This is to certify that the above Cash
Balance is in agreement with my bank
statement, as reconciled.

Doretta Hughson
CLERK OF BOARD OF EDUCATION


TREASURER OF SCHOOL DISTRICT

GREATER SOUTHERN TIER BOCES

Budget Status Report As Of: 07/31/2015

Fiscal Year: 2016

Fund: F SPECIAL AID FUND

| Budget Account | Description | Initial Budget | Adjustments | Current Budget | Year-to-Date Expenditures | Encumbrances Outstanding | Unencumbered Balance | Available Balance |
|-------------------------------|-------------------------------------|---------------------|-------------|---------------------|---------------------------|--------------------------|----------------------|-------------------|
| 804.604 | WIA TITLE II INCARCERATED | 0.00 | 0.00 | 0.00 | 6,384.55 | 80,071.66 | -86,456.21 | -86,500.07 |
| 805.505 | ADULT EDUCATION | 2,715,993.00 | 0.00 | 2,715,993.00 | 69,724.45 | 896,633.97 | 1,749,634.58 | 1,747,570.99 |
| 807.607 | SUMMER EXPERIENCE CAMPS | 179,000.00 | 0.00 | 179,000.00 | 29,829.35 | 140,737.44 | 8,433.21 | 8,433.21 |
| 810.610 | FOOD STAMP EMPLOY & TRNG-CHEMUNG | 0.00 | 0.00 | 0.00 | 179.47 | 2,251.64 | -2,431.11 | -2,431.11 |
| 811.511 | WIA YOUTH | 402.88 | 0.00 | 402.88 | 1,864.20 | 370.00 | -1,831.32 | -1,831.32 |
| 814.614 | TABE TESTING - CHEMUNG | 0.00 | 0.00 | 0.00 | 3,304.38 | 41,338.37 | -44,642.75 | -44,642.75 |
| 821.521 | TABE TESTING - STEUBEN | 10,000.00 | 0.00 | 10,000.00 | 187.21 | 2,347.86 | 7,464.93 | 7,464.93 |
| 822.622 | LITERACY ZONE | 0.00 | 0.00 | 0.00 | 5,377.81 | 49,991.56 | -55,369.37 | -55,369.37 |
| 830.630 | SCHOOL LIBRARY SYSTEM | 0.00 | 0.00 | 0.00 | 10,664.73 | 134,474.90 | -145,139.63 | -145,139.63 |
| 831.631 | RSE-TASC PART II | 0.00 | 0.00 | 0.00 | 24,609.53 | 318,319.10 | -342,928.63 | -342,928.63 |
| 832.632 | RSE-TASC PART I | 0.00 | 0.00 | 0.00 | 18,824.81 | 371,630.07 | -390,454.88 | -391,429.88 |
| 834.234 | FOOD STAMP EMPLOY & TRNG | 335,447.95 | 0.00 | 335,447.95 | 2,879.29 | 25,744.46 | 306,824.20 | 306,824.20 |
| 835.635 | ADULT BASIC EDUCATION | 0.00 | 0.00 | 0.00 | 4,367.06 | 36,168.52 | -40,535.58 | -40,535.58 |
| 837.610 | SUMMER SCHOOL MULTI OPT 1:1 AIDES | 302,842.00 | 0.00 | 302,842.00 | 33,009.58 | 95,928.61 | 173,903.81 | 173,903.81 |
| 837.637 | SUMMER SCHOOL MULTI OPT | 1,342,122.00 | 0.00 | 1,342,122.00 | 233,598.01 | 646,824.85 | 461,699.14 | 461,699.14 |
| 847.647 | STAC | 0.00 | 0.00 | 0.00 | 21,537.64 | 269,788.86 | -291,326.50 | -291,411.64 |
| 848.648 | EA - EQUIVALENT ATTENDANCE | 0.00 | 0.00 | 0.00 | 971.31 | 0.00 | -971.31 | -971.31 |
| 849.649 | EPE (EMPLOY PREP EDUCATION) | 0.00 | 0.00 | 0.00 | 24,922.79 | 284,204.80 | -309,127.59 | -309,127.59 |
| 850.650 | TEACHER CENTER | 0.00 | 0.00 | 0.00 | 7,623.21 | 87,481.46 | -95,104.67 | -95,104.67 |
| 852.652 | PERKINS IV/CTEIA | 0.00 | 0.00 | 0.00 | 6,569.07 | 52,947.65 | -59,516.72 | -59,516.72 |
| 853.653 | IDEA PART B DISC MEDICAID REIMB 2 | 0.00 | 0.00 | 0.00 | 5,782.49 | 72,382.72 | -78,165.21 | -78,165.21 |
| 855.655 | OMH OFFICE OF MENTAL HEALTH | 0.00 | 0.00 | 0.00 | 783.11 | 0.00 | -783.11 | -783.11 |
| 859.659 | LOCAL GOVT RECORDS MANAGEMENT | 0.00 | 0.00 | 0.00 | 0.00 | 24,898.61 | -24,898.61 | -24,898.61 |
| 871.671 | CATEGORICAL AID FOR AUTOMATION | 0.00 | 0.00 | 0.00 | 886.96 | 3,223.04 | -4,110.00 | -4,110.00 |
| 877.577 | NEG & DEL-ELMIRA & BATH | 2,043.19 | 0.00 | 2,043.19 | 2,039.26 | 25,608.47 | -25,604.54 | -25,604.54 |
| 879.679 | SNAP - SAFETY NET ASSISTANCE PROJEC | 0.00 | 0.00 | 0.00 | 3,782.78 | 47,496.79 | -51,279.57 | -51,279.57 |
| 892.592 | RTRT RIC DATA CENTERS PROGRAM | 52,147.20 | 0.00 | 52,147.20 | 0.00 | 52,147.75 | -0.55 | -0.55 |
| Total SPECIAL AID FUND | | 4,939,998.22 | 0.00 | 4,939,998.22 | 519,703.05 | 3,763,013.16 | 657,282.01 | 653,394.42 |

GREATER SOUTHERN TIER BOCES

Budget Status Report As Of: 07/31/2015

Fiscal Year: 2016

Fund: F SPECIAL AID FUND

Selection Criteria

Criteria Name: Last Run

Fund: F

Budget type: Current Year

As Of Date: 07/31/2015

Suppress budgetcodes with no activity

Print Summary Only

Show Available Balance, not service

Sort by: Fund/Service

Printed by Janice Conley

GREATER SOUTHERN TIER BOCES

Revenue Status Report As Of: 07/31/2015

Fiscal Year: 2016

Fund: F SPECIAL AID FUND

| Revenue Account | Service | Description | Original Estimate | Adjustments | Current Estimate | Year-to-Date | Anticipated Balance | Excess Revenue |
|---|--|-------------|---------------------|-------------|---------------------|-------------------|---------------------|-------------------|
| 805.505 ADULT EDUCATION | | | | | | | | |
| 2701-000 | Refund of Prior Years' Expense | | 0.00 | 0.00 | 0.00 | 161.00 | 0.00 | 161.00 |
| 4790-000 | Job Training Partnership Act | | 0.00 | 0.00 | 0.00 | 500.00 | 0.00 | 500.00 |
| 4790-001 | COMMUNITY EDUCATION | | 0.00 | 0.00 | 0.00 | 988.00 | 0.00 | 988.00 |
| 4790-002 | PELL LPN BUSH | | 0.00 | 0.00 | 0.00 | 33,540.85 | 0.00 | 33,540.85 |
| 4790-010 | ADULT ED ELECTRIC/HVAC | | 0.00 | 0.00 | 0.00 | 565.00 | 0.00 | 565.00 |
| 4790-012 | ADULT ED COSMETOLOGY | | 0.00 | 0.00 | 0.00 | 284.37 | 0.00 | 284.37 |
| 4790-014 | LPN TUITION CPRS PT | | 0.00 | 0.00 | 0.00 | 1,015.00 | 0.00 | 1,015.00 |
| 4790-015 | LPN TUITION BUSH | | 0.00 | 0.00 | 0.00 | 405.00 | 0.00 | 405.00 |
| 4790-019 | LPN PATRON SERVICE | | 0.00 | 0.00 | 0.00 | 220.00 | 0.00 | 220.00 |
| 4790-020 | ADULT ED HEALTH TRADES | | 0.00 | 0.00 | 0.00 | 29,482.00 | 0.00 | 29,482.00 |
| 4790-021 | ADULT ED CDL/HEAVY EQUIP | | 0.00 | 0.00 | 0.00 | 38,180.00 | 0.00 | 38,180.00 |
| 4790-033 | ADULT ED WELDING | | 0.00 | 0.00 | 0.00 | 6,000.00 | 0.00 | 6,000.00 |
| 4790-035 | LPN TUITION BUSH SL | | 0.00 | 0.00 | 0.00 | 52,161.08 | 0.00 | 52,161.08 |
| 4790-056 | COSMO BUSH PELL | | 0.00 | 0.00 | 0.00 | -1,219.87 | 1,219.87 | 0.00 |
| 4790-112 | COSMETOLOGY WW | | 0.00 | 0.00 | 0.00 | 356.00 | 0.00 | 356.00 |
| 4790-400 | B/ CORNING INC | | 0.00 | 0.00 | 0.00 | 4,375.00 | 0.00 | 4,375.00 |
| | Subtotal of 805.505 ADULT EDUCATION | | 0.00 | 0.00 | 0.00 | 167,013.43 | 1,219.87 | 168,233.30 |
| 815.299 TRANSFER FUND | | | | | | | | |
| 2401-000 | Interest and Earnings | | 0.00 | 0.00 | 0.00 | 7.68 | 0.00 | 7.68 |
| | Subtotal of 815.299 TRANSFER FUND | | 0.00 | 0.00 | 0.00 | 7.68 | 0.00 | 7.68 |
| 837.610 SUMMER SCHOOL MULTI OPT 1:1 AIDE | | | | | | | | |
| 2252-000 | Srvc Chrgs to Component Dist | | 302,842.00 | 0.00 | 302,842.00 | 0.00 | 302,842.00 | 0.00 |
| | Subtotal of 837.610 SUMMER SCHOOL MULTI OPT 1:1 AIDE | | 302,842.00 | 0.00 | 302,842.00 | 0.00 | 302,842.00 | 0.00 |
| 837.637 SUMMER SCHOOL MULTI OPT | | | | | | | | |
| 2252-000 | Srvc Chrgs to Component Dist | | 1,342,122.00 | 0.00 | 1,342,122.00 | 0.00 | 1,342,122.00 | 0.00 |
| 2705-000 | Gifts and Donations | | 0.00 | 0.00 | 0.00 | 450.00 | 0.00 | 450.00 |
| | Subtotal of 837.637 SUMMER SCHOOL MULTI OPT | | 1,342,122.00 | 0.00 | 1,342,122.00 | 450.00 | 1,342,122.00 | 450.00 |
| 881.681 SUMMER OF INNOVATION FUNDING | | | | | | | | |
| 2770-001 | UNCLASSIFIED REV | | 0.00 | 0.00 | 0.00 | 4,500.00 | 0.00 | 4,500.00 |
| | Subtotal of 881.681 SUMMER OF INNOVATION FUNDING | | 0.00 | 0.00 | 0.00 | 4,500.00 | 0.00 | 4,500.00 |
| Total SPECIAL AID FUND | | | 1,644,964.00 | 0.00 | 1,644,964.00 | 171,971.11 | 1,646,183.87 | 173,190.98 |

* Estimated revenue for Carryover Encumbrances from the prior fiscal year will not be realized.

These are estimates to balance the budget

GREATER SOUTHERN TIER BOCES

Revenue Status Report As Of: 07/31/2015

Fiscal Year: 2016

Fund: F SPECIAL AID FUND

| Revenue Account | Service | Description | Original Estimate | Adjustments | Current Estimate | Year-to-Date | Anticipated Balance | Excess Revenue |
|-----------------|---------|-------------|-------------------|-------------|------------------|--------------|---------------------|----------------|
|-----------------|---------|-------------|-------------------|-------------|------------------|--------------|---------------------|----------------|

Selection Criteria

Criteria Name: Last Run
 As Of Date: 07/31/2015
 Suppress revenue accounts with no activity
 Print Summary Only
 Sort by: Fund/Service/Revenue Code
 Printed by Janice Conley

* Estimated revenue for Carryover Encumbrances from the prior fiscal year will not be realized.
 These are estimates to balance the budget

GREATER SOUTHERN TIER BOCES

Outstanding Check Listing

Bank Account: FederalChase - Chase - Federal

| Check Number | Check Date | Remit To | Warrant | Fund | Recorded | Statement Date | Check Amount | Check Number |
|--------------|------------|--|---------|------|----------|----------------|--------------|--------------|
| 025520 | 02/05/2015 | HUGICJENNA E. | 0088 | | No | | \$6.50 | 025520 |
| 025905* | 06/04/2015 | ARNOT HEALTH DEPARTMENT OF EDUCATION | 0130 | | No | | \$210.00 | 025905 |
| 026011* | 06/25/2015 | NYS EDUCATION DEPARTMENT | 0138 | | No | | \$143.00 | 026011 |
| 026021* | 06/25/2015 | REED(CELIA | 0138 | | No | | \$41.35 | 026021 |
| 026022 | 06/25/2015 | ROSEHILDRETH M. | 0138 | | No | | \$8.99 | 026022 |
| 026035* | 06/30/2015 | DOMINESKE(AMANDA J. | 0140 | | No | | \$52.64 | 026035 |
| 026038* | 06/30/2015 | HAMPTON INN & SUITES ALBANY-DOWNTOWN | 0140 | | No | | \$159.00 | 026038 |
| 026043* | 06/30/2015 | INK TECHNOLOGIES COM | 0140 | | No | | \$998.00 | 026043 |
| 026045* | 06/30/2015 | KALLEBERG(DAWN | 0140 | | Yes | | \$359.70 | 026045 |
| 026046 | 06/30/2015 | MIRAS JR(JOHN S. | 0140 | | No | | \$92.40 | 026046 |
| 026048* | 06/30/2015 | NICHOLSON(KECIA A. | 0140 | | No | | \$368.48 | 026048 |
| 026049 | 06/30/2015 | PROMETRIC INC ATTN: INVOICE PROCESSING | 0140 | | No | | \$475.00 | 026049 |
| 026053* | 06/30/2015 | SMITH(STACY A. | 0140 | | No | | \$740.96 | 026053 |
| 026080* | 07/10/2015 | CLEMENS CENTER | 0004 | | No | | \$554.09 | 026080 |
| 026086* | 07/10/2015 | PROMETRIC INC ATTN: INVOICE PROCESSING | 0004 | | No | | \$846.00 | 026086 |
| 026099* | 07/16/2015 | ACCO BRANDS USA LLC | 0005 | | No | | \$698.80 | 026099 |
| 026100 | 07/16/2015 | COSMOPROF BEAUTY SUPPLY | 0005 | | No | | \$173.70 | 026100 |
| 026101 | 07/16/2015 | GHOLKAR'S INC. PO BOX 378 | 0005 | | No | | \$116.83 | 026101 |
| 026103* | 07/16/2015 | SALLY BEAUTY COMPANY # 2784 | 0005 | | No | | \$39.90 | 026103 |
| 026107* | 07/17/2015 | CAMPBELL-SAVONA CSD LUNCH FUND | 0007 | | No | | \$2,685.00 | 026107 |
| 026109* | 07/17/2015 | DEBOTTIS(REBECCA | 0007 | | No | | \$2,122.16 | 026109 |
| 026120* | 07/23/2015 | BATES(DENISE M. | 0010 | | No | | \$34.71 | 026120 |
| 026121 | 07/23/2015 | CITY OF HORNELL CITY HALL | 0010 | | No | | \$600.00 | 026121 |
| 026122 | 07/23/2015 | COMPLETE BOOK & MEDIA SUPPLY - BOOKS | 0010 | | No | | \$11.25 | 026122 |
| 026123 | 07/23/2015 | COUNCIL OF PRACTICAL NURSE PRGMS NYS ULSTER BOCES ADULT EDUCATION CENTER | 0010 | | No | | \$150.00 | 026123 |
| 026124 | 07/23/2015 | FLEMING(LAURA J. | 0010 | | No | | \$100.00 | 026124 |
| 026125 | 07/23/2015 | GHOLKAR'S INC. PO BOX 378 | 0010 | | No | | \$184.76 | 026125 |
| 026127* | 07/23/2015 | INK TECHNOLOGIES.COM | 0010 | | No | | \$146.38 | 026127 |
| 026129* | 07/23/2015 | KLEIST(SHELLY | 0010 | | No | | \$315.00 | 026129 |
| 026130 | 07/23/2015 | NATIONAL HEALTHCAREER ASSOCIATION | 0010 | | No | | \$735.00 | 026130 |
| 026133* | 07/23/2015 | SOUTHARD(BOBBI | 0010 | | No | | \$21.91 | 026133 |
| 026134 | 07/23/2015 | STAPLES CONTRACT & COMMERCIAL | 0010 | | No | | \$503.39 | 026134 |
| 026135 | 07/24/2015 | BOCES DELAWARE-CHENANGO-MADISON-OTSEGO | 0012 | | No | | \$51,092.00 | 026135 |
| 026136 | 07/24/2015 | BOOTH ELECTRIC SUPPLY | 0012 | | No | | \$100.68 | 026136 |
| 026137 | 07/24/2015 | BRADLEY SUPPLY | 0012 | | No | | \$9.00 | 026137 |
| 026139* | 07/24/2015 | DOUBLETREE OF ROCHESTER | 0012 | | No | | \$159.95 | 026139 |
| 026140 | 07/24/2015 | MESSENGER POST MEDIA AD NET PRINTING | 0012 | | No | | \$2,237.61 | 026140 |
| 026141 | 07/24/2015 | PARENT NETWORK OF WNY | 0012 | | No | | \$1,336.30 | 026141 |

GREATER SOUTHERN TIER BOCES

Outstanding Check Listing

Bank Account: Federal/Chase - Chase - Federal

| Check Number | Check Date | Remit To | Warrant | Fund | Recorded | Statement Date | Check Amount | Check Number |
|---|------------|---|---------|------|----------|----------------|--------------------|--------------------|
| 026142 | 07/24/2015 | PROMETRIC INC ATTN: INVOICE PROCESSING | 0012 | | No | | \$1,841.00 | 026142 |
| 026143 | 07/24/2015 | REED/CELIA | 0012 | | No | | \$35.15 | 026143 |
| 026144 | 07/24/2015 | SMITH/STACY A. | 0012 | | No | | \$935.20 | 026144 |
| 026145 | 07/24/2015 | TWIN TIER IMAGING SYSTEMS | 0012 | | No | | \$157.68 | 026145 |
| 026147* | 07/29/2015 | ALL SEASON TIRE, INC. | 0013 | | No | | \$293.62 | 026147 |
| 026148 | 07/29/2015 | WALMART COMMUNITY/RFC/LLC | 0013 | | No | | \$8.20 | 026148 |
| 026149 | 07/30/2015 | ARK THERAPEUTIC SERVICES INC | 0014 | | No | | \$17.20 | 026149 |
| 026150 | 07/30/2015 | BURMAX COMPANY, INC | 0014 | | No | | \$1,037.16 | 026150 |
| 026151 | 07/30/2015 | DEPARTMENT OF MOTOR VEHICLES | 0014 | | No | | \$40.00 | 026151 |
| 026152 | 07/30/2015 | DEPARTMENT OF MOTOR VEHICLES | 0014 | | No | | \$40.00 | 026152 |
| 026153 | 07/30/2015 | DEPARTMENT OF MOTOR VEHICLES | 0014 | | No | | \$40.00 | 026153 |
| 026154 | 07/30/2015 | DEPARTMENT OF MOTOR VEHICLES | 0014 | | No | | \$40.00 | 026154 |
| 026155 | 07/30/2015 | DEPARTMENT OF MOTOR VEHICLES | 0014 | | No | | \$40.00 | 026155 |
| 026156 | 07/30/2015 | DEPARTMENT OF MOTOR VEHICLES | 0014 | | No | | \$40.00 | 026156 |
| 026157 | 07/30/2015 | DILDINE/TIFFANY V. | 0014 | | No | | \$1,067.50 | 026157 |
| 026158 | 07/30/2015 | ECONOMIC OPPORTUNITY PROGRAM INC FINANCE DEPARTMENT | 0014 | | No | | \$845.00 | 026158 |
| 026159 | 07/30/2015 | GHOLKAR'S INC. PO BOX 378 | 0014 | | No | | \$227.54 | 026159 |
| 026160 | 07/30/2015 | MANDARIN LIBRARY AUTOMATION | 0014 | | No | | \$880.00 | 026160 |
| 026161 | 07/30/2015 | NATIONAL HEALTHCAREER ASSOCIATION | 0014 | | No | | \$1,470.00 | 026161 |
| 026162 | 07/30/2015 | NEW YORK LIBRARY ASSOCIATION | 0014 | | No | | \$150.00 | 026162 |
| 026163 | 07/30/2015 | PROMETRIC INC ATTN: INVOICE PROCESSING | 0014 | | No | | \$136.00 | 026163 |
| 026164 | 07/30/2015 | SALLY BEAUTY COMPANY # 2784 | 0014 | | No | | \$39.90 | 026164 |
| 026165 | 07/30/2015 | TOSHIBA AMERICA BUSINESS SOLUTIONS | 0014 | | No | | \$140.25 | 026165 |
| 026166 | 07/30/2015 | TOSHIBA FINANCIAL SERVICES | 0014 | | No | | \$189.58 | 026166 |
| 026167 | 07/30/2015 | TWIN TIER IMAGING SYSTEMS | 0014 | | No | | \$720.00 | 026167 |
| 026168 | 07/30/2015 | ULINE | 0014 | | No | | \$2,585.12 | 026168 |
| 026169 | 07/30/2015 | WALMART COMMUNITY/RFC/LLC | 0014 | | No | | \$595.47 | 026169 |
| 026170 | 07/30/2015 | XEROX CORPORATION | 0014 | | No | | \$610.09 | 026170 |
| Subtotal for Bank Account: Federal/Chase - Chase - Federal | | | | | | | \$82,852.10 | \$82,852.10 |
| | | | | | | | Grand Total | |
| | | | | | | | Net | |

Grand Total
Net

\$82,852.10
\$82,852.10

Selection Criteria

GREATER SOUTHERN TIER BOCES

Outstanding Check Listing

Bank Account: FederalChase - Chase - Federal

| Check Number | Check Date | Remit To | Warrant Fund Recoded | Statement Date | Check Amount | Check Number |
|--------------|------------|----------|----------------------|----------------|--------------|--------------|
|--------------|------------|----------|----------------------|----------------|--------------|--------------|

Bank Account: FederalChase

Check date is thru 07/31/2015

Checks Cleared/Voided Thru: 07/31/2015

Sort by: Check Number

Printed by JENNIFER L. BATRONEY

CHASE BANK
GST Capital Fund Account
Treasurer's Monthly Report
GST Capital Fund Account
From July 1, 2015 to July 31, 2015

Total available balance as reported at the end of preceding period \$158,912.43

RECEIPTS DURING MONTH

(With breakdown of source including full amount of all short term loans)

| Date | Source | Amount |
|------|------------------------------------|--------------|
| | Deposits and Credits plus Interest | \$6.70 |
| | Total Receipts | |
| | Total Receipts, including balance | \$158,919.13 |

DISBURSEMENTS MADE DURING MONTH By Check

From Check No. To Check No.

Wires & Transfers

| | | |
|---|--------|--------------|
| By Debit Charge (Total amount of checks issued and debit charges) | \$0.00 | |
| TOTAL Cash Balance | | \$158,919.13 |

RECONCILIATION WITH BANK STATEMENT


| | | |
|--|--------------|--|
| Balance as given on bank statement, end of month | \$158,919.13 | |
| Less total of outstanding check | | |

| | | |
|--|--|--------------|
| Total available balance | | |
| (Must agree with Cash Balance above if there is a true reconciliation) | | \$158,919.13 |

Received by the Board of Education and entered as a part of the
 Minutes of the Board meeting held October 6, 2015.

Doretta Hughson
 CLERK OF BOARD OF EDUCATION

This is to certify that the above Cash
 Balance is in agreement with my bank
 statement, as reconciled.


 TREASURER OF SCHOOL DISTRICT

GREATER SOUTHERN TIER BOCES

Budget Status Report As Of: 07/31/2015

Fiscal Year: 2016

Fund: H CAPITAL FUND

| Budget Account | Description | Initial Budget | Adjustments | Current Budget | Year-to-Date Expenditures | Encumbrances Outstanding | Unencumbered Balance | Available Balance |
|---|-------------|----------------|-------------|----------------|---------------------------|--------------------------|----------------------|-------------------|
| 780.024 BUSH BLDG 1 14-15 0001-021 | | 139,468.57 | 0.00 | 139,468.57 | 0.00 | 0.00 | 139,468.57 | 139,468.57 |
| 780.025 BUSH BLDG 1 15-16 0001-022 | | -7,552.49 | 0.00 | -7,552.49 | 0.00 | 0.00 | -7,552.49 | -7,552.49 |
| 780.113 CPRS BLDG 3 14-15 0045-004 | | -163,866.43 | 0.00 | -163,866.43 | 0.00 | 0.00 | -163,866.43 | -163,866.43 |
| 780.114 CPRS BLDG 7 14-15 0049-005 | | 125,490.24 | 0.00 | 125,490.24 | 0.00 | 0.00 | 125,490.24 | 125,490.24 |
| 780.116 CPRS BLDG 2 15-16 0044-003 | | -6,545.49 | 0.00 | -6,545.49 | 0.00 | 0.00 | -6,545.49 | -6,545.49 |
| 780.117 CPRS BLDG 3 15-16 0045-005 | | -6,545.49 | 0.00 | -6,545.49 | 0.00 | 0.00 | -6,545.49 | -6,545.49 |
| 780.118 CPRS BLDG 7 15-16 0049-006 | | -15,104.96 | 0.00 | -15,104.96 | 0.00 | 0.00 | -15,104.96 | -15,104.96 |
| 780.318 WW BLDG 2 13-14 0039-004 | | 265,110.38 | 0.00 | 265,110.38 | 0.00 | 0.00 | 265,110.38 | 265,110.38 |
| 780.319 WW BLDG 2 14-15 0039-005 | | -5,338.63 | 0.00 | -5,338.63 | 0.00 | 0.00 | -5,338.63 | -5,338.63 |
| 780.320 WW BLDG 6 15-16 0051-003 | | -6,545.49 | 0.00 | -6,545.49 | 0.00 | 0.00 | -6,545.49 | -6,545.49 |
| 780.321 WW BLDG 7 15-16 0030-004 | | -4,027.99 | 0.00 | -4,027.99 | 0.00 | 0.00 | -4,027.99 | -4,027.99 |
| 780.701 EPC BUSH B1 13-14 0001-020 | | 9,149.00 | 0.00 | 9,149.00 | 0.00 | 0.00 | 9,149.00 | 9,149.00 |
| 780.702 EPC BUSH B2 13-14 0002-010 | | 5,102.00 | 0.00 | 5,102.00 | 0.00 | 0.00 | 5,102.00 | 5,102.00 |
| 780.703 EPC BUSH B3 13-14 0003-008 | | 1,185.00 | 0.00 | 1,185.00 | 0.00 | 0.00 | 1,185.00 | 1,185.00 |
| 780.704 EPC BUSH B4 13-14 0004-012 | | 1,965.00 | 0.00 | 1,965.00 | 0.00 | 0.00 | 1,965.00 | 1,965.00 |
| 780.705 EPC BUSH B5 13-14 0005-014 | | 1,184.00 | 0.00 | 1,184.00 | 0.00 | 0.00 | 1,184.00 | 1,184.00 |
| 780.706 EPC BUSH B6 13-14 0006-014 | | 1,380.00 | 0.00 | 1,380.00 | 0.00 | 0.00 | 1,380.00 | 1,380.00 |
| 780.707 EPC BUSH B7 13-14 0007-010 | | 1,762.00 | 0.00 | 1,762.00 | 0.00 | 0.00 | 1,762.00 | 1,762.00 |
| 780.708 EPC BUSH B8 13-14 0008-006 | | 1,012.00 | 0.00 | 1,012.00 | 0.00 | 0.00 | 1,012.00 | 1,012.00 |
| 780.709 EPC BUSH B11 13-14 0020-004 | | 1,786.00 | 0.00 | 1,786.00 | 0.00 | 0.00 | 1,786.00 | 1,786.00 |
| 780.710 EPC WILDWOOD B7 13-14 0030-003 | | 494.00 | 0.00 | 494.00 | 0.00 | 0.00 | 494.00 | 494.00 |
| 780.711 EPC COOPERS B1 13-14 0037-004 | | 2,721.00 | 0.00 | 2,721.00 | 0.00 | 0.00 | 2,721.00 | 2,721.00 |
| 780.712 EPC WILDWOOD B1 13-14 0038-004 | | 1,277.00 | 0.00 | 1,277.00 | 0.00 | 0.00 | 1,277.00 | 1,277.00 |
| 780.713 EPC WILDWOOD B2 13-14 0039-003 | | 1,208.00 | 0.00 | 1,208.00 | 0.00 | 0.00 | 1,208.00 | 1,208.00 |
| 780.714 EPC WILDWOOD B3 13-14 0041-003 | | 1,717.00 | 0.00 | 1,717.00 | 0.00 | 0.00 | 1,717.00 | 1,717.00 |
| 780.715 EPC WILDWOOD B4 13-14 0042-002 | | 684.00 | 0.00 | 684.00 | 0.00 | 0.00 | 684.00 | 684.00 |
| 780.716 EPC WILDWOOD B5 13-14 0043-004 | | 1,007.00 | 0.00 | 1,007.00 | 0.00 | 0.00 | 1,007.00 | 1,007.00 |
| 780.717 EPC COOPERS B2 13-14 0044-002 | | 1,316.00 | 0.00 | 1,316.00 | 0.00 | 0.00 | 1,316.00 | 1,316.00 |
| 780.718 EPC COOPERS B3 13-14 0045-002 | | 1,734.00 | 0.00 | 1,734.00 | 0.00 | 0.00 | 1,734.00 | 1,734.00 |
| 780.719 EPC COOPERS B4 13-14 0046-003 | | 773.00 | 0.00 | 773.00 | 0.00 | 0.00 | 773.00 | 773.00 |
| 780.720 EPC COOPERS B5 13-14 0047-004 | | 692.00 | 0.00 | 692.00 | 0.00 | 0.00 | 692.00 | 692.00 |
| 780.721 EPC COOPERS B6 13-14 0048-004 | | 710.00 | 0.00 | 710.00 | 0.00 | 0.00 | 710.00 | 710.00 |
| 780.722 EPC COOPERS B7 13-14 0049-002 | | 854.00 | 0.00 | 854.00 | 0.00 | 0.00 | 854.00 | 854.00 |
| 780.723 EPC COOPERS B8 13-14 0050-003 | | 907.00 | 0.00 | 907.00 | 0.00 | 0.00 | 907.00 | 907.00 |
| 780.724 EPC WILDWOOD B6 13-14 0051-002 | | 806.00 | 0.00 | 806.00 | 0.00 | 0.00 | 806.00 | 806.00 |
| 780.725 EPC COOPERS B16 13-14 0052-002 | | 1,646.00 | 0.00 | 1,646.00 | 0.00 | 0.00 | 1,646.00 | 1,646.00 |
| 780.726 EPC WILDWOOD B12 13-14 0055-002 | | -114.00 | 0.00 | -114.00 | 0.00 | 0.00 | -114.00 | -114.00 |
| 780.728 EPC WILDWOOD B18 13-14 0059-002 | | 888.00 | 0.00 | 888.00 | 0.00 | 0.00 | 888.00 | 888.00 |
| 780.731 EPC BUSH B9 13-14 1017-004 | | 640.00 | 0.00 | 640.00 | 0.00 | 0.00 | 640.00 | 640.00 |

GREATER SOUTHERN TIER BOCES

Budget Status Report As Of: 07/31/2015

Fiscal Year: 2016

Fund: H CAPITAL FUND

| Budget Account | Description | Initial Budget | Adjustments | Current Budget | Year-to-Date Expenditures | Encumbrances Outstanding | Unencumbered Balance | Available Balance |
|---|-------------|-------------------|-------------|-------------------|---------------------------|--------------------------|----------------------|-------------------|
| 780.732 EPC BUSH B10 13-14 1019-004 | | 665.00 | 0.00 | 665.00 | 0.00 | 0.00 | 665.00 | 665.00 |
| 780.733 EPC BUSH B13 13-14 2009-001 | | -1.00 | 0.00 | -1.00 | 0.00 | 0.00 | -1.00 | -1.00 |
| 780.734 EPC COOPERS B10 13-14 2054-002 | | 102.00 | 0.00 | 102.00 | 0.00 | 0.00 | 102.00 | 102.00 |
| 780.735 EPC WILDWOOD B11 13-14 3036-002 | | -1.00 | 0.00 | -1.00 | 0.00 | 0.00 | -1.00 | -1.00 |
| 780.736 EPC COOPERS B19 13-14 3057-002 | | 303.00 | 0.00 | 303.00 | 0.00 | 0.00 | 303.00 | 303.00 |
| 780.737 EPC BUSH B12 13-14 8022-004 | | 4,477.00 | 0.00 | 4,477.00 | 0.00 | 0.00 | 4,477.00 | 4,477.00 |
| Total CAPITAL FUND | | 364,572.22 | 0.00 | 364,572.22 | 0.00 | 0.00 | 364,572.22 | 364,572.22 |

GREATER SOUTHERN TIER BOCES

Budget Status Report As Of: 07/31/2015

Fiscal Year: 2016

Fund: H CAPITAL FUND

Selection Criteria

Criteria Name: Last Run

Fund: H

Budget type: Current Year

As Of Date: 07/31/2015

Suppress budgetcodes with no activity

Print Summary Only

Show Available Balance, not service

Sort by: Fund/Service

Printed by Janice Conley

GREATER SOUTHERN TIER BOCES
Revenue Status Report As Of: 07/31/2015
Fiscal Year: 2016
Fund: H CAPITAL FUND

| Revenue Account | Service | Description | Original Estimate | Adjustments | Current Estimate | Year-to-Date | Anticipated Balance | Excess Revenue |
|--|-----------------------|-------------|-------------------|-------------|------------------|--------------|---------------------|----------------|
| 776.199 OPERATIONS & MAINTENANCE | | | | | | | | |
| 2401-000 | Interest and Earnings | | 0.00 | 0.00 | 0.00 | 6.70 | 0.00 | 6.70 |
| Subtotal of 776.199 OPERATIONS & MAINTENANCE | | | 0.00 | 0.00 | 0.00 | 6.70 | 0.00 | 6.70 |
| Total CAPITAL FUND | | | | | | | | |
| | | | 0.00 | 0.00 | 0.00 | 6.70 | 0.00 | 6.70 |

Selection Criteria

Criteria Name: Last Run
As Of Date: 07/31/2015
Suppress revenue accounts with no activity
Print Summary Only
Sort by: Fund/Service/Revenue Code
Printed by Janice Conley

* Estimated revenue for Carryover Encumbrances from the prior fiscal year will not be realized. These are estimates to balance the budget

CHASE BANK
GST Dental & Vision Account # xxx-xx1000
Treasurer's Monthly Report
for the period
From July 1, 2015 to July 31, 2015

Total available balance as reported at the end of preceding period \$198,755.75

RECEIPTS DURING MONTH

(With breakdown of source including full amount of all short term loans)

| Date | Source | Amount | |
|-----------------------------------|--------------------|-------------|---------------|
| | Deposits & Credits | \$ 1,167.00 | |
| | Interest | \$ 1.49 | |
| Total Receipts, including balance | | | \$ 199,924.24 |

DISBURSEMENTS MADE DURING MONTH By Check

| | | | |
|-------------------|--------------|----|-----------|
| From Check No. | To Check No. | \$ | - |
| Wires & Transfers | | \$ | 39,513.73 |
| Wires & Transfers | | \$ | - |

| | | | |
|---|----|-----------|--------------|
| By Debit Charge (Total amount of checks issued and debit charges) | \$ | 39,513.73 | |
| TOTAL Cash Balance | | | \$160,410.51 |

RECONCILIATION WITH BANK STATEMENT

| | | | |
|--|----|------------|---------------|
| Balance as given on bank statement, end of month | \$ | 160,410.51 | |
| In Transit - | \$ | - | |
| Less total of outstanding check | \$ | - | |
| (Must agree with Cash Balance above if there is a true reconciliation) | | | \$ 160,410.51 |

Received by the Board of Education and entered as a part of the Minutes of the Board meeting held October 6, 2015

Doretta Hughson
 CLERK OF BOARD OF EDUCATION

This is to certify that the above Cash Balance is in agreement with my bank statement, as reconciled.


 TREASURER OF SCHOOL DISTRICT

**CHASE BANK
GST Premier Account
Treasurer's Monthly Report
for the period
From July 1, 2015 to July 31, 2015**

Total available balance as reported at the end of preceding period \$13,144,686.81

RECEIPTS DURING MONTH

(With breakdown of source including full amount of all short term loans)

| Date | Source | Amount |
|------|-----------------------------------|-----------------|
| | Deposits & Credits plus Interest | \$3,226,650.69 |
| | Total Receipts | |
| | Total Receipts, including balance | \$16,371,337.50 |

DISBURSEMENTS MADE DURING MONTH By Check

| | | |
|-------------------|--------------|----------------|
| From Check No. | To Check No. | \$0.00 |
| Wires & Transfers | | \$5,895,370.20 |

By Debit Charge (Total amount of checks issued and debit charges)
TOTAL Cash Balance \$10,475,967.30

RECONCILIATION WITH BANK STATEMENT


| | |
|--|-----------------|
| Balance as given on bank statement, end of month | \$10,475,967.30 |
| Less total of outstanding check | |

(Must agree with Cash Balance above if there is a true reconciliation) \$10,475,967.30

Received by the Board of Education and entered as a part of the
 Minutes of the Board meeting held October 6, 2015

Doretta Hughson
 CLERK OF BOARD OF EDUCATION

This is to certify that the above Cash
 Balance is in agreement with my bank
 statement, as reconciled.


 TREASURER OF SCHOOL DISTRICT

M & T BANK
GST Adult Ed Merchant # 9842265119
Treasurer's Monthly Report
for the period
From July 1, 2015 to July 31, 2015

Total available balance as reported at the end of preceding period \$9,163.28

RECEIPTS DURING MONTH

(With breakdown of source including full amount of all short term loans)

| Date | Source | Amount | |
|------|-----------------------------------|-------------|-------------|
| | Deposits & Credits plus Interest | \$11,001.55 | |
| | Total Receipts | \$11,001.55 | |
| | Total Receipts, including balance | | \$20,164.83 |

DISBURSEMENTS MADE DURING MONTH

| | | | |
|-----------------|---|--------------|-------------|
| | From Check No. | To Check No. | |
| | Transfer to Federal Fund Checking | | |
| | Refund C. Killgrew-Bush Cosmo | \$1,804.50 | |
| By Debit Charge | (Total amount of checks issued and debit charges) | \$1,804.50 | |
| | TOTAL Cash Balance | | \$18,360.33 |

RECONCILIATION WITH BANK STATEMENT

| | | |
|--|-------------|-------------|
| Balance as given on bank statement, end of month | \$18,358.33 | |
| Less total of outstanding check | | |
| Pending Visa Network fee | \$2.00 | |
| Total available balance | | |
| (Must agree with Cash Balance above if there is a true reconciliation) | | \$18,360.33 |

Received by the Board of Education and entered as a part of the
Minutes of the Board meeting held October 6, 2015.

Doretta Hughson
CLERK OF BOARD OF EDUCATION

This is to certify that the above Cash
Balance is in agreement with my bank
statement, as reconciled.


TREASURER OF SCHOOL DISTRICT

**Chemung Canal Trust Company
Patron Account - Coopers Plains
Treasurer's Monthly Report
for the period
From July 1, 2015 to July 31, 2015**

Total available balance as reported at the end of preceding period \$494.94

RECEIPTS DURING MONTH

(With breakdown of source including full amount of all short term loans)

| Date | Source | Amount | |
|------|-----------------------------------|----------|------------|
| | Deposits and Credits | \$568.08 | |
| | Total Receipts | \$568.08 | |
| | Total Receipts, including balance | | \$1,063.02 |

DISBURSEMENTS MADE DURING MONTH

| | | |
|---|--------------|--------|
| By Check | | |
| From Check No. | To Check No. | \$0.00 |
| (Total amount of checks issued and debit charges) | | |

Cash Balance as shown by records \$1,063.02

RECONCILIATION WITH BANK STATEMENT

| | |
|--|-------------|
| Balance as given on bank statement, end of month | \$ 1,063.02 |
| Less total of outstanding check | \$0.00 |
| Net Balance in bank | \$ 1,063.02 |

(Must agree with Cash Balance above if there is a true reconciliation) \$1,063.02

Received by the Board of Education and entered as a part of the
Minutes of the Board meeting held October 6, 2015.

Doretta Hughson
CLERK OF BOARD OF EDUCATION

This is to certify that the above Cash
Balance is in agreement with my bank
statement, as reconciled.


TREASURER OF SCHOOL DISTRICT

**Steuben Trust Company
 Patron Account - Wildwood
 Treasurer's Monthly Report
 for the period
 From July 1, 2015 to July 31, 2015**

Total available balance as reported at the end of preceding period \$0.00

(With breakdown of source including full amount of all short term loans)

| Date | Source | Amount | |
|--|-----------------------------------|----------|----------|
| | Deposits and Credits | \$179.00 | |
| | Total Receipts | \$179.00 | |
| | Total Receipts, including balance | | \$179.00 |
| DISBURSEMENTS MADE DURING MONTH | | | |
| | By Check | | |
| | From Check No. To Check No. | \$0.00 | |
| | | \$0.00 | |
| | Cash Balance as shown by records | | \$179.00 |

RECONCILIATION WITH BANK STATEMENT

| | |
|--|----------|
| Balance as given on bank statement, end of month | \$179.00 |
| Less total of outstanding check | |

(Must agree with Cash Balance above if there is a true reconciliation) \$179.00

Received by the Board of Education and entered as a part of the
 Minutes of the Board meeting held October 6, 2015.

This is to certify that the above Cash
 Balance is in agreement with my bank
 statement, as reconciled.

Doretta Hughson
 CLERK OF BOARD OF EDUCATION


 TREASURER OF SCHOOL DISTRICT

M & T BANK
GST Scholarship Funds Account
Treasurer's Monthly Report
for the period

From July 1, 2015 to July 31, 2015

Total available balance as reported at the end of preceding period \$679.74

RECEIPTS DURING MONTH

(With breakdown of source including full amount of all short term loans)

| Date | Source | Amount | |
|------|-----------------------------------|---------|----------|
| | Deposits & Credits plus Interest | \$67.31 | |
| | Void Checks | \$0.00 | |
| | Total Receipts | \$67.31 | |
| | Total Receipts, including balance | | \$747.05 |

DISBURSEMENTS MADE DURING MONTH By Check

| | | | |
|-------------------|--------------|--------|--|
| From Check No. | To Check No. | \$0.00 | |
| Wires & Transfers | | \$0.00 | |

| | | |
|---|--------|----------|
| By Debit Charge (Total amount of checks issued and debit charges) | \$0.00 | |
| TOTAL Cash Balance | | \$747.05 |


RECONCILIATION WITH BANK STATEMENT

| | | |
|--|--------------|----------|
| Balance as given on bank statement, end of month | \$3,147.05 | |
| Less total of outstanding checks | (\$2,400.00) | |
| (Must agree with Cash Balance above if there is a true reconciliation) | | \$747.05 |

Received by the Board of Education and entered as a part of the
 Minutes of the Board meeting held October 6, 2015.

Doretta Hughson
 CLERK OF BOARD OF EDUCATION

This is to certify that the above Cash
 Balance is in agreement with my bank
 statement, as reconciled.


 TREASURER OF SCHOOL DISTRICT

GREATER SOUTHERN TIER BOCES

Outstanding Check Listing
Bank Account: MemorialMT - M&T - Memorial

| Check Number | Check Date | Remit To | Warrant | Fund | Recorded | Statement Date | Check Amount | Check Number |
|---|------------|-----------------|---------|------|----------|----------------|-------------------|-------------------|
| 001332 | 05/28/2015 | ANSONVLOGAN | 0127 | | No | | \$1,000.00 | 001332 |
| 001351* | 06/04/2015 | PRUITTSONJA | 0130 | | No | | \$200.00 | 001351 |
| 001355* | 06/04/2015 | VINCENTEMILY | 0130 | | No | | \$800.00 | 001355 |
| 001365* | 06/18/2015 | BAUCOISEBASTIAN | 0135 | | No | | \$50.00 | 001365 |
| 001366 | 06/18/2015 | BINNERTALYSON | 0135 | | No | | \$50.00 | 001366 |
| 001369* | 06/18/2015 | COATESMEGHAN | 0135 | | No | | \$50.00 | 001369 |
| 001374* | 06/18/2015 | FLEMINGJONATHAN | 0135 | | No | | \$50.00 | 001374 |
| 001382* | 06/18/2015 | HEARDMIRANDA | 0135 | | No | | \$50.00 | 001382 |
| 001390* | 06/18/2015 | MCKINLEYKATE | 0135 | | No | | \$50.00 | 001390 |
| 001393* | 06/18/2015 | MOOSELESLIE | 0135 | | No | | \$50.00 | 001393 |
| 001400* | 06/18/2015 | SEARLESHAILIE | 0135 | | No | | \$50.00 | 001400 |
| Subtotal for Bank Account: MemorialMT - M&T - Memorial | | | | | | | \$2,400.00 | |
| | | | | | | | Net | \$2,400.00 |

Selection Criteria

Bank Account: MemorialMT
 Check date is thru 07/31/2015
 Checks Cleared/Voided Thru: 07/31/2015
 Sort by: Check Number
 Printed by JENNIFER L. BATRONEY

CHASE BANK
GST - T&A Memorial Fund Account
Treasurer's Monthly Report
for the period
From July 1, 2015 to July 31, 2015

Total available balance as reported at the end of preceding period \$52,883.34

RECEIPTS DURING MONTH

(With breakdown of source including full amount of all short term loans)

| Date | Source | Amount |
|------|-----------------------------------|-------------|
| | Deposits & Credits plus Interest | \$0.44 |
| | Total Receipts | |
| | Total Receipts, including balance | \$52,883.78 |

DISBURSEMENTS MADE DURING MONTH By Check

| | | |
|----------------|--------------|--------|
| From Check No. | To Check No. | \$0.00 |
|----------------|--------------|--------|

| | | |
|-------------------|--|--------|
| Wires & Transfers | | \$0.00 |
|-------------------|--|--------|

| | |
|---|-------------|
| By Debit Charge (Total amount of checks issued and debit charges) | |
| TOTAL Cash Balance | \$52,883.78 |

RECONCILIATION WITH BANK STATEMENT

| | |
|--|-------------|
| Balance as given on bank statement, end of month | \$52,883.78 |
|--|-------------|

| | |
|---------------------------------|--------|
| Less total of outstanding check | \$0.00 |
|---------------------------------|--------|


Total available balance

| | |
|--|-------------|
| (Must agree with Cash Balance above if there is a true reconciliation) | \$52,883.78 |
|--|-------------|

Received by the Board of Education and entered as a part of the
Minutes of the Board meeting held October 6, 2015.

This is to certify that the above Cash
Balance is in agreement with my bank
statement, as reconciled.

Doretta Hughson
CLERK OF BOARD OF EDUCATION


TREASURER OF SCHOOL DISTRICT

CHASE BANK
GST Clayton J Tong Memorial Scholarship Savings Account
Treasurer's Monthly Report
for the period
From July 1, 2015 to July 31, 2015

Total available balance as reported at the end of preceding period \$5,480.10

RECEIPTS DURING MONTH

(With breakdown of source including full amount of all short term loans)

| Date | Source | Amount | |
|------|-----------------------------------|--------|------------|
| | Deposits & Credits plus Interest | | |
| | Total Receipts | \$0.05 | |
| | Total Receipts, including balance | | \$5,480.15 |

DISBURSEMENTS MADE DURING MONTH By Check

| | | | |
|---|--------------|--------|------------|
| From Check No. | To Check No. | \$0.00 | |
| Wires & Transfers | | \$0.00 | |
| By Debit Charge (Total amount of checks issued and debit charges) | | \$0.00 | |
| TOTAL Cash Balance | | | \$5,480.15 |


RECONCILIATION WITH BANK STATEMENT

| | |
|--|------------|
| Balance as given on bank statement, end of month | \$5,480.15 |
| Less total of outstanding check | |
| Total available balance | |
| (Must agree with Cash Balance above if there is a true reconciliation) | \$5,480.15 |

Received by the Board of Education and entered as a part of the
 Minutes of the Board meeting held October 6, 2015.

Doretta Hughson
 CLERK OF BOARD OF EDUCATION

This is to certify that the above Cash
 Balance is in agreement with my bank
 statement, as reconciled.


 TREASURER OF SCHOOL DISTRICT

CHASE BANK
GST Clayton J Tong Memorial Scholarship Checking
Treasurer's Monthly Report
for the period
From July 1, 2015 to July 31, 2015

Total available balance as reported at the end of preceding period \$0.00

RECEIPTS DURING MONTH

(With breakdown of source including full amount of all short term loans)

| Date | Source | Amount | |
|------|-----------------------------------|--------|--------|
| | Deposits & Credits plus Interest | \$0.00 | |
| | Voided Checks | \$0.00 | |
| | Total Receipts | \$0.00 | |
| | Total Receipts, including balance | | \$0.00 |

DISBURSEMENTS MADE DURING MONTH By Check

From Check No. To Check No.

Wires & Transfers

By Debit Charge (Total amount of checks issued and debit charges) \$0.00

TOTAL Cash Balance \$0.00

RECONCILIATION WITH BANK STATEMENT

| | | |
|--|--------------|--------|
| Balance as given on bank statement, end of month | \$1,000.00 | |
| Less total of outstanding check | (\$1,000.00) | |
| Total available balance | | |
| (Must agree with Cash Balance above if there is a true reconciliation) | | \$0.00 |

Received by the Board of Education and entered as a part of the
 Minutes of the Board meeting held October 6, 2015.

Doretta Hughson
 CLERK OF BOARD OF EDUCATION

This is to certify that the above Cash
 Balance is in agreement with my bank
 statement, as reconciled.


 TREASURER OF SCHOOL DISTRICT

GREATER SOUTHERN TIER BOCES

Outstanding Check Listing

Bank Account: TongChase - Chase - Tong Memorial

| Check Number | Check Date | Remit To | Warrant | Fund | Recorded | Statement Date | Check Amount | Check Number |
|--------------|------------|------------|---------|------|----------|----------------|--------------|--------------|
| 000063 | 06/18/2015 | FIASIDEREK | 0135 | | No | | \$1,000.00 | 000063 |

Subtotal for Bank Account: TongChase - Chase - Tong Memorial

Grand Total \$1,000.00
Net \$1,000.00

Grand Total \$1,000.00
Net \$1,000.00

Selection Criteria

Bank Account: TongChase
Check date is thru 07/31/2015
Checks Cleared/Voided Thru: 07/31/2015
Sort by: Check Number
Printed by JENNIFER L. BATRONEY

**Steuben Trust Company
Bethesda Foundation Scholarship
Secondary & Adult Account
Treasurer's Monthly Report
for the period
From July 1, 2015 to July 31, 2015**

Total available balance as reported at the end of preceding period \$734.12

RECEIPTS DURING MONTH

(With breakdown of source including full amount of all short term loans)

| Date | Source | Amount | |
|------|-----------------------------------|--------|----------|
| | Deposits and Credits | \$0.02 | |
| | Total Receipts | \$0.02 | |
| | Total Receipts, including balance | | \$734.14 |

DISBURSEMENTS MADE DURING MONTH

| | | | |
|----------------|----------------------------------|--------|----------|
| By Check | | | |
| From Check No. | To Check No. | \$0.00 | |
| | Total disbursements | \$0.00 | |
| | Cash Balance as shown by records | | \$734.14 |

RECONCILIATION WITH BANK STATEMENT

| | |
|--|----------|
| Balance as given on bank statement, end of month | \$734.14 |
| Less total of outstanding check | |
| Deposit in Transit | |
| Net Balance in bank | \$734.14 |

(Must agree with Cash Balance above if there is a true reconciliation) \$734.14

Received by the Board of Education and entered as a part of the
Minutes of the Board meeting held October 6, 2015.

Doretta Hughson
CLERK OF BOARD OF EDUCATION

This is to certify that the above Cash
Balance is in agreement with my bank
statement, as reconciled.


TREASURER OF SCHOOL DISTRICT

BANCORP BANK
GST Flex/Benefit Card Account
Treasurer's Monthly Report
for the period

From July 1, 2015 to July 31, 2015

Total available balance as reported at the end of preceding period \$49,267.40

RECEIPTS DURING MONTH

(With breakdown of source including full amount of all short term loans)

| Date | Source | Amount | |
|------|-----------------------------------|-------------|-------------|
| | Deposits & Credits plus Interest | \$34,993.03 | |
| | Void Checks | | |
| | Total Receipts | \$34,993.03 | |
| | Total Receipts, including balance | | \$84,260.43 |

DISBURSEMENTS MADE DURING MONTH By Check

From Check No. To Check No.

Wires & Transfers \$38,003.38

By Debit Charge (Total amount of checks issued and debit charges) \$46,257.05

TOTAL Cash Balance

RECONCILIATION WITH BANK STATEMENT

Balance as given on bank statement, end of month \$48,550.69

HRA/HCR in transit \$ (2,293.64)

(Must agree with Cash Balance above if there is a true reconciliation) \$46,257.05

Received by the Board of Education and entered as a part of the
 Minutes of the Board meeting held October 6, 2015.

Doretta Hughson
 CLERK OF BOARD OF EDUCATION

This is to certify that the above Cash
 Balance is in agreement with my bank
 statement, as reconciled.


 TREASURER OF SCHOOL DISTRICT

BANCORP.

| OUTSTANDING CHECKS | | 7/31/2015 |
|--------------------|-----------|-------------|
| date | ck number | amount |
| 7/31/2015 | HCR/HRA | \$ 2,293.64 |

\$ 2,293.64

M & T BANK
GST Trust & Agency Account
Treasurer's Monthly Report
for the period
From July 1, 2015 to July 31, 2015

Total available balance as reported at the end of preceding period \$ 540,309.76

RECEIPTS DURING MONTH

(With breakdown of source including full amount of all short term loans)

| Date | Source | Amount |
|------|--|-----------------|
| | Deposits & Interest | \$ 253,612.41 |
| | Transfer from General Fund for Health Care-May | \$ 1,045,370.20 |
| | Transfer(s) from General Fund-5010 | \$ 1,815,363.98 |
| | Transfer(s) from Federal Fund-7472 | \$ 476,552.37 |
| | Void Checks | \$ 322.92 |

Total Receipts \$ 3,591,221.88

Total Receipts, including balance \$ 4,131,531.64

DISBURSEMENTS MADE DURING MONTH

By Check

From Check No. 8854 To Check No. 8873

By Debit Charge

| | | |
|--|--|-----------------|
| | Consoildated Net Payroll(s)-5044 | \$ 34,092.45 |
| | IRS USA Tax Payment(s) | \$ 1,482,059.32 |
| | ERS & TRS | \$ 584,322.46 |
| | Omni | \$ 21,106.08 |
| | New York State Withhold(s) | \$ 46,829.26 |
| | Wire to Five Star July-Dec Support Staff | \$ 95,796.97 |
| | Wire to NY44/MVP- July Health Ins. | \$ 57,607.64 |
| | Wire to NY44/MVP- July Health Ins. | \$ 1,045,500.67 |
| | Correct cash receipt TA 0003-16 | \$ 0.02 |

(Total amount of checks issued and debit charges) \$ 3,367,314.87

Cash Balance as shown by records \$ 764,216.77

RECONCILIATION WITH BANK STATEMENT

Balance as given on bank statement, end of month \$ 773,770.96

Less total of outstanding checks \$ (9,554.19)


Pending tranfer(s) net pay 032

(Must agree with Cash Balance above if there is a true reconciliation) \$ 764,216.77

Received by the Board of Education and entered as a part of the
 Minutes of the Board meeting held October 6, 2015.

Doretta Houghson
 Clerk of Board of Education

This is to certify that the above Cash
 Balance is in agreement with my bank
 statement, as reconciled.


 TREASURER OF SCHOOL DISTRICT

GREATER SOUTHERN TIER BOCES

Outstanding Check Listing

Bank Account: TAMT - M&T - TA Fund

| Check Number | Check Date | Remit To | Warrant | Fund | Recorded | Statement Date | Check Amount | Check Number | |
|--|------------|----------------------------------|---------|------|----------|----------------|--------------------|-------------------|--|
| 008675 | 11/06/2014 | WAL TOM ESTATE OF THOMAS L. | 0055 | | No | | \$147.68 | 008675 | |
| 008864* | 07/23/2015 | ESTATE OF DOROTHY WATKINS | 0010 | | No | | \$88.68 | 008864 | |
| 008865 | 07/23/2015 | ESTATE OF JESSE AUSTIN EDSALL | 0010 | | No | | \$74.11 | 008865 | |
| 008870* | 07/30/2015 | GST BOCES TRUST & AGENCY ACCOUNT | 0014 | | No | | \$2,185.56 | 008870 | |
| 008871 | 07/30/2015 | GST BOCES TRUST & AGENCY ACCOUNT | 0014 | | No | | \$3,203.28 | 008871 | |
| 008872 | 07/30/2015 | GST BOCES TRUST & AGENCY ACCOUNT | 0014 | | No | | \$828.72 | 008872 | |
| 008873 | 07/30/2015 | GST BOCES TRUST & AGENCY ACCOUNT | 0014 | | No | | \$3,026.16 | 008873 | |
| Subtotal for Bank Account: TAMT - M&T - TA Fund | | | | | | | Grand Total | \$9,554.19 | |
| | | | | | | | Net | \$9,554.19 | |

Selection Criteria

Bank Account: TAMT
 Check date is thru 07/31/2015
 Checks Cleared/Voided Thru: 07/31/2015
 Sort by: Check Number
 Printed by JENNIFER L. BATRONEY

**Five Star Bank
GST Flex Account
Treasurer's Monthly Report
for the period
From July 1, 2015 to July 31, 2015**

Total available balance as reported at the end of preceding period \$42,081.28

RECEIPTS DURING MONTH

(With breakdown of source including full amount of all short term loans)

| Date | Source | Amount | |
|------|-----------------------------------|-------------|-------------|
| | Deposits & Credits plus Interest | \$50,588.38 | |
| | Total Receipts | \$50,588.38 | |
| | Total Receipts, including balance | | \$92,669.66 |

DISBURSEMENTS MADE DURING MONTH By Check

From Check No. 4612 To Check No. 4649 \$25,742.91

Wires & Transfers \$34,993.03

By Debit Charge (Total amount of checks issued and debit charges) \$31,933.72

TOTAL Cash Balance

RECONCILIATION WITH BANK STATEMENT

Balance as given on bank statement, end of month \$43,527.25

Less total of outstanding check \$11,593.53

(Should agree with Cash Balance ABOVE unless there are
Undeposited funds in treasurer's hands)

Amount of receipts undeposited (add)

(See reverse side of report)

Total available balance

(Must agree with Cash Balance above if there is a true reconciliation) \$31,933.72

Received by the Board of Education and entered as a part of the
Minutes of the Board meeting held October 6, 2015.

Doretta Hughson
CLERK OF BOARD OF EDUCATION

This is to certify that the above Cash
Balance is in agreement with my bank
statement, as reconciled.


TREASURER OF SCHOOL DISTRICT

**First Niagara
GST Escrow Agent Account
Treasurer's Monthly Report
for the period
From July 1, 2015 to July 31, 2015**

Total available balance as reported at the end of preceding period \$181,925.00

RECEIPTS DURING MONTH

(With breakdown of source including full amount of all short term loans)

| Date | Source | Amount |
|------|-----------------------------------|--------------|
| | Deposits & Credits plus Interest | |
| | Total Receipts | |
| | Total Receipts, including balance | \$181,925.00 |

DISBURSEMENTS MADE DURING MONTH By Check

| From Check No. | To Check No. | Amount |
|----------------|-------------------|-------------|
| | Wires & Transfers | \$69,265.00 |

| | | |
|---|-------------|--------------|
| By Debit Charge (Total amount of checks issued and debit charges) | \$69,265.00 | |
| TOTAL Cash Balance | | \$112,660.00 |


RECONCILIATION WITH BANK STATEMENT

| | | |
|--|--------------|--------------|
| Balance as given on bank statement, end of month | \$112,660.00 | |
| Less total of outstanding check | \$0.00 | |
| (Should agree with Cash Balance ABOVE unless there are Undeposited funds in treasurer's hands) | | |
| Amount of receipts undeposited (add) | | |
| (See reverse side of report) | | |
| Total available balance | | |
| (Must agree with Cash Balance above if there is a true reconciliation) | | \$112,660.00 |

Received by the Board of Education and entered as a part of the
Minutes of the Board meeting held October 6, 2015.

Doretta Hughson
CLERK OF BOARD OF EDUCATION

This is to certify that the above Cash
Balance is in agreement with my bank
statement, as reconciled.


TREASURER OF SCHOOL DISTRICT

| FIVE STAR FLEX CHECKING | | | | |
|-------------------------|-----------|--------------|-----------|--|
| OUTSTANDING CHECKS | | | 7/31/2015 | |
| date | ck number | amount | | |
| 7/27/2015 | 4632 | \$ 69.44 | | |
| 7/27/2015 | 4634 | \$ 30.00 | | |
| 7/27/2015 | 4635 | \$ 60.18 | | |
| 7/27/2015 | 4637 | \$ 85.00 | | |
| 7/27/2015 | 4638 | \$ 300.00 | | |
| 7/27/2015 | 4640 | \$ 250.00 | | |
| 7/27/2015 | 4641 | \$ 74.00 | | |
| 7/27/2015 | 4642 | \$ 472.11 | | |
| 7/27/2015 | 4644 | \$ 2,717.19 | | |
| 7/27/2015 | 4645 | \$ 228.54 | | |
| 7/27/2015 | 4646 | \$ 3,183.54 | | |
| 7/27/2015 | 4647 | \$ 1,757.44 | | |
| 7/27/2015 | 4648 | \$ 1,014.95 | | |
| 7/27/2015 | 4649 | \$ 1,351.14 | | |
| | | \$ 11,593.53 | | |
| | | | | |
| | | | | |
| | | | | |

Five Star Bank
GST BOCES Flex Money Market Account
Treasurer's Monthly Report
for the period
From July 1, 2015 To July 31, 2015

Total available balance as reported at the end of preceding period \$1,195,826.12

RECEIPTS DURING MONTH

(With breakdown of source including full amount of all short term loans)

| Date | Source | Amount |
|------|-----------------------------------|----------------|
| | Deposits & Credits plus Interest | \$57,652.58 |
| | Total Receipts | |
| | Total Receipts, including balance | \$1,253,478.70 |

DISBURSEMENTS MADE DURING MONTH By Check

From Check No. To Check No.

Wires & Transfers \$50,000.00

By Debit Charge (Total amount of checks issued and debit charges)

TOTAL Cash Balance \$1,203,478.70

RECONCILIATION WITH BANK STATEMENT

Balance as given on bank statement, end of month \$1,203,478.70

Less total of outstanding check

(Should agree with Cash Balance ABOVE unless there are
Undeposited funds in treasurer's hands)

Amount of receipts undeposited (add)

(See reverse side of report)

Total available balance

(Must agree with Cash Balance above if there is a true reconciliation) \$1,203,478.70

Received by the Board of Education and entered as a part of the
Minutes of the Board meeting held October 6, 2015.

This is to certify that the above Cash
Balance is in agreement with my bank
statement, as reconciled.

Doretta Hughson
CLERK OF BOARD OF EDUCATION


TREASURER OF SCHOOL DISTRICT

**Five Star Bank
 GST BOCES General Fund MM Account
 Treasurer's Monthly Report
 for the period
 From July 1, 2015 to July 31, 2015**

Total available balance as reported at the end of preceding period \$96,428.37

RECEIPTS DURING MONTH

(With breakdown of source including full amount of all short term loans)

| Date | Source | Amount |
|------|-----------------------------------|-------------|
| | Deposits & Credits plus Interest | \$3.48 |
| | Total Receipts | |
| | Total Receipts, including balance | \$96,431.85 |

DISBURSEMENTS MADE DURING MONTH By Check

From Check No. To Check No.
 Service Charge
 Wires & Transfers

By Debit Charge (Total amount of checks issued and debit charges)
 TOTAL Cash Balance \$96,431.85


RECONCILIATION WITH BANK STATEMENT

| | |
|---|-------------|
| Balance as given on bank statement, end of month | \$96,431.85 |
| Transfer wire fees to be credited | |
| Less total of outstanding check | |
| (Should agree with Cash Balance ABOVE unless there are Undeposited funds in treasurer's hands) | |
| Amount of receipts undeposited (add) (See reverse side of report) | |
| Total available balance | \$96,431.85 |
| (Must agree with Cash Balance above if there is a true reconciliation) | |

Received by the Board of Education and entered as a part of the
 Minutes of the Board meeting held October 6, 2015.

Doretta Hughson
 CLERK OF BOARD OF EDUCATION

This is to certify that the above Cash
 Balance is in agreement with my bank
 statement, as reconciled.


 TREASURER OF SCHOOL DISTRICT

**First Niagara
GST Escrow Agent Account
Treasurer's Monthly Report
for the period
From July 1, 2015 to July 31, 2015**

Total available balance as reported at the end of preceding period \$310.23

RECEIPTS DURING MONTH

(With breakdown of source including full amount of all short term loans)

| Date | Source | Amount |
|------|-----------------------------------|----------|
| | Deposits & Credits plus Interest | |
| | Total Receipts | |
| | Total Receipts, including balance | \$310.23 |

DISBURSEMENTS MADE DURING MONTH By Check

| From Check No. | To Check No. | Amount |
|-------------------|--------------|--------|
| Wires & Transfers | | \$0.00 |

| | | |
|---|--------|----------|
| By Debit Charge (Total amount of checks issued and debit charges) | \$0.00 | |
| TOTAL Cash Balance | | \$310.23 |

RECONCILIATION WITH BANK STATEMENT

| | | |
|--|----------|--|
| Balance as given on bank statement, end of month | \$310.23 | |
| Less total of outstanding check | \$0.00 | |

(Should agree with Cash Balance ABOVE unless there are
Undeposited funds in treasurer's hands)


| | | |
|--------------------------------------|--|--|
| Amount of receipts undeposited (add) | | |
| (See reverse side of report) | | |

| | | |
|--|--|----------|
| Total available balance | | |
| (Must agree with Cash Balance above if there is a true reconciliation) | | \$310.23 |

Received by the Board of Education and entered as a part of the
Minutes of the Board meeting held October 6, 2015.

Doretta Hughson
CLERK OF BOARD OF EDUCATION

This is to certify that the above Cash
Balance is in agreement with my bank
statement, as reconciled.


TREASURER OF SCHOOL DISTRICT

SunTrust
Energy Performance Escrow Account
Treasurer's Monthly Report
for the period
From July 1, 2015 to July 31, 2015

Total available balance as reported at the end of preceding period \$53,692.14

RECEIPTS DURING MONTH

(With breakdown of source including full amount of all short term loans)

| Date | Source | Amount |
|------|-----------------------------------|-------------|
| | Deposits & Credits plus Interest | \$11.03 |
| | Total Receipts | |
| | Total Receipts, including balance | \$53,703.17 |

DISBURSEMENTS MADE DURING MONTH By Check

From Check No. To Check No.

By Debit Charge (Total amount of checks issued and debit charges) \$53,703.17
TOTAL Cash Balance


RECONCILIATION WITH BANK STATEMENT

| | |
|--|-------------|
| Balance as given on bank statement, end of month | \$53,703.17 |
| Less total of outstanding check | \$0.00 |
| (Should agree with Cash Balance ABOVE unless there are Undeposited funds in treasurer's hands) | |
| Amount of receipts undeposited (add) | |
| (See reverse side of report) | |
| Total available balance | |
| (Must agree with Cash Balance above if there is a true reconciliation) | \$53,703.17 |

Received by the Board of Education and entered as a part of the
 Minutes of the Board meeting held October 6, 2015.

Doretta Hughson
 CLERK OF BOARD OF EDUCATION

This is to certify that the above Cash
 Balance is in agreement with my bank
 statement, as reconciled.


 TREASURER OF SCHOOL DISTRICT

GREATER SOUTHERN TIER BOCES

Outstanding Check Listing
Bank Account: PayrollMT - M&T - Payroll

| Check Number | Check Date | Remit To | Warrant Fund | Recorded | Statement Date | Check Amount | Check Number |
|--------------|------------|-------------------------|--------------|----------|----------------|--------------|--------------|
| 073572 | 06/30/2014 | GRAUBARDJOSEPHINE E. | | No | | \$51.72 | 073572 |
| 075405* | 09/11/2014 | SCANLONMELIZABETH | | No | | \$94.80 | 075405 |
| 075820* | 10/09/2014 | GUNNNICHOLAS C. | | No | | \$265.18 | 075820 |
| 075845* | 10/09/2014 | PRAGLECHRISTOPHER M. | | No | | \$85.99 | 075845 |
| 076320* | 12/04/2014 | KNOWLESWILLIAM J. | | No | | \$14.57 | 076320 |
| 076941* | 01/29/2015 | ROSSIDENISE M. | | No | | \$32.32 | 076941 |
| 077101* | 02/26/2015 | NOBLESCHRISTOPHER J | | No | | \$7.38 | 077101 |
| 077457* | 03/26/2015 | RUSHMORETABITHA J. | | No | | \$166.23 | 077457 |
| 077657* | 04/23/2015 | RUSSELLSHAYNE T. | | No | | \$10.10 | 077657 |
| 077662* | 04/23/2015 | TIRRELLSAMANTHA R. | | No | | \$12.13 | 077662 |
| 077783* | 05/07/2015 | TIRRELLSAMANTHA R. | | No | | \$12.13 | 077783 |
| 077882* | 05/21/2015 | CHICHESTER TODD M. | | No | | \$1,381.77 | 077882 |
| 077897* | 05/21/2015 | COOLEVAMAL E. | | No | | \$40.41 | 077897 |
| 078039* | 06/04/2015 | CLARKMASON J. | | No | | \$24.24 | 078039 |
| 078041* | 06/04/2015 | COOLEVAMAL E. | | No | | \$24.24 | 078041 |
| 078111* | 06/04/2015 | CREGANM KATHLEEN | | No | | \$524.48 | 078111 |
| 078311* | 06/18/2015 | DALETYLER E. | | No | | \$26.27 | 078311 |
| 078426* | 06/18/2015 | HILLMANISARAH L. | | No | | \$236.36 | 078426 |
| 078443* | 06/25/2015 | SCHAUTMICHELLE J. | | No | | \$267.37 | 078443 |
| 078485* | 06/25/2015 | ALDERMANDESTINY | | No | | \$32.32 | 078485 |
| 078508* | 06/25/2015 | RUSSELLSHAYNE T. | | No | | \$8.08 | 078508 |
| 078565* | 06/25/2015 | ACKLANDKYLE C. | | No | | \$997.15 | 078565 |
| 078572* | 06/25/2015 | BALLETKIMBERLY L. | | No | | \$242.41 | 078572 |
| 078644* | 06/25/2015 | HARKNESSCHRISTINE | | No | | \$64.64 | 078644 |
| 078688* | 06/25/2015 | MARCELLUSCYNTHIA A. | | No | | \$181.45 | 078688 |
| 078731* | 06/25/2015 | PORTERMICHAEL A. | | No | | \$96.97 | 078731 |
| 078739* | 06/25/2015 | PROULXRACHEL L. | | No | | \$62.54 | 078739 |
| 078782* | 06/25/2015 | SUMNERIGREGORY R. | | No | | \$24.24 | 078782 |
| 078834* | 06/25/2015 | RUSBYWILLIAM E. | | No | | \$4,679.28 | 078834 |
| 078852* | 06/30/2015 | MASTROBERTNERIC D. | | No | | \$574.21 | 078852 |
| 078860* | 07/09/2015 | CHICHESTER TODD M. | | No | | \$1,401.60 | 078860 |
| 078863* | 07/09/2015 | BARRETT-SMITHBARBARA J. | | No | | \$25,815.72 | 078863 |
| 078864 | 07/09/2015 | BENTLEYBRIAN L. | | No | | \$1,293.80 | 078864 |
| 078872* | 07/09/2015 | BUTLERRONALD E. | | No | | \$1,083.59 | 078872 |
| 078877* | 07/09/2015 | STEVENS PAMELA A. | | No | | \$1,103.16 | 078877 |
| 078886* | 07/09/2015 | ACKLANDKYLE C. | | No | | \$933.41 | 078886 |
| 078889 | 07/09/2015 | BAYKORY G. | | No | | \$1,201.93 | 078889 |
| 078910* | 07/09/2015 | BLITZMEGAN H. | | No | | \$1,014.28 | 078910 |
| 078937* | 07/09/2015 | MARKSMARTHA D. | | No | | \$1,248.31 | 078937 |
| 078951* | 07/23/2015 | HILLMANISARAH L. | | No | | \$293.63 | 078951 |
| 078952 | 07/23/2015 | QUINLANMELIZABETH S. | | No | | \$4.20 | 078952 |
| 078953 | 07/23/2015 | MCCLUREBRENDA J. | | No | | \$2.63 | 078953 |
| | | DITZELLMELINDA | | No | | \$3.15 | 078953 |

GREATER SOUTHERN TIER BOCES

Outstanding Check Listing
Bank Account: PayrollMT - M&T - Payroll

| Check Number | Check Date | Remit To | Warrant Fund | Recorded | Statement Date | Check Amount | Check Number |
|--------------|------------|---------------------------|--------------|----------|----------------|--------------|--------------|
| 078954 | 07/23/2015 | SLAVINVAIME L. | | No | | \$1.05 | 078954 |
| 078955 | 07/23/2015 | BELBETH K. | | No | | \$7.09 | 078955 |
| 078956 | 07/23/2015 | BRESETTCHRISTIN L. | | No | | \$94.99 | 078956 |
| 078962 | 07/23/2015 | CHICHESTER TODD M. | | No | | \$1,401.60 | 078962 |
| 078965 | 07/23/2015 | BENTLEYBRIAN L. | | No | | \$1,293.80 | 078965 |
| 078973 | 07/23/2015 | DALEYTYLER E. | | No | | \$56.56 | 078973 |
| 078985 | 07/23/2015 | STEVENSIPAMELA A. | | No | | \$773.67 | 078985 |
| 078999 | 07/23/2015 | ABELKELLY M. | | No | | \$139.41 | 078999 |
| 079001 | 07/23/2015 | ACKLANDKYLE C. | | No | | \$933.41 | 079001 |
| 079003 | 07/23/2015 | ALLARDWENDY L. | | No | | \$169.70 | 079003 |
| 079004 | 07/23/2015 | ALLENCHRISTOPHER M. | | No | | \$477.25 | 079004 |
| 079005 | 07/23/2015 | ALLENJOSEPH T. | | No | | \$235.36 | 079005 |
| 079010 | 07/23/2015 | AQUILOPATRICK J. | | No | | \$96.97 | 079010 |
| 079019 | 07/23/2015 | BAVKORY G. | | No | | \$1,201.93 | 079019 |
| 079023 | 07/23/2015 | BELOSKYSTACIE R. | | No | | \$96.97 | 079023 |
| 079031 | 07/23/2015 | BLITZMEGAN H. | | No | | \$1,014.28 | 079031 |
| 079040 | 07/23/2015 | BROWNJESSICA M. | | No | | \$96.97 | 079040 |
| 079044 | 07/23/2015 | BUDINGERLISA R. | | No | | \$92.15 | 079044 |
| 079047 | 07/23/2015 | BYRONVSUE A. | | No | | \$362.48 | 079047 |
| 079060 | 07/23/2015 | CASLER-DATESCAITLIN F. | | No | | \$187.63 | 079060 |
| 079063 | 07/23/2015 | CHEROCKMICHELLE L. | | No | | \$94.99 | 079063 |
| 079064 | 07/23/2015 | CLANCYMICHAEL J. | | No | | \$94.99 | 079064 |
| 079071 | 07/23/2015 | COLEMANCAITLIN M. | | No | | \$92.15 | 079071 |
| 079079 | 07/23/2015 | CRANEKIMBERLY A. | | No | | \$96.97 | 079079 |
| 079084 | 07/23/2015 | DANINGBURGTRISHA | | No | | \$93.82 | 079084 |
| 079098 | 07/23/2015 | DOTYKIMBERLY L. | | No | | \$859.25 | 079098 |
| 079100 | 07/23/2015 | DUFORTJAMES P. | | No | | \$78.17 | 079100 |
| 079101 | 07/23/2015 | EAMESSEMILY J. | | No | | \$358.15 | 079101 |
| 079103 | 07/23/2015 | ELLIOTTANITA M. | | No | | \$193.93 | 079103 |
| 079105 | 07/23/2015 | EMERICK-DANILUKCOLLEEN M. | | No | | \$96.97 | 079105 |
| 079108 | 07/23/2015 | FAMILIOGINA C. | | No | | \$252.86 | 079108 |
| 079109 | 07/23/2015 | FARRICASSIDY M. | | No | | \$342.77 | 079109 |
| 079117 | 07/23/2015 | FORSBURGBRIAN F. | | No | | \$522.41 | 079117 |
| 079120 | 07/23/2015 | FREELANDVANN-MARIE | | No | | \$226.26 | 079120 |
| 079126 | 07/23/2015 | GILLETTEKIM M. | | No | | \$94.99 | 079126 |
| 079131 | 07/23/2015 | GRIFFINPAMELA S. | | No | | \$288.14 | 079131 |
| 079136 | 07/23/2015 | HAINMANDREW J. | | No | | \$64.64 | 079136 |
| 079139 | 07/23/2015 | HATFIELDBRIAN L. | | No | | \$320.92 | 079139 |
| 079141 | 07/23/2015 | HENRYHEATHER A. | | No | | \$325.72 | 079141 |
| 079144 | 07/23/2015 | HERRONMURIEL L. | | No | | \$123.81 | 079144 |
| 079146 | 07/23/2015 | HEYWOODMATTHEW S. | | No | | \$64.64 | 079146 |
| 079147 | 07/23/2015 | HOGANICOLE M. | | No | | \$93.82 | 079147 |
| 079150 | 07/23/2015 | HONNESSMATTHEW C. | | No | | \$284.46 | 079150 |

GREATER SOUTHERN TIER BOCES

Outstanding Check Listing
Bank Account: PayrollMT - M&T - Payroll

| Check Number | Check Date | Remit To | Warrant Fund | Recorded | Statement Date | Check Amount | Check Number |
|--------------|------------|------------------------|--------------|----------|----------------|--------------|--------------|
| 079154* | 07/23/2015 | HOWE-TENNANTDEBORAH J. | | No | | \$180.08 | 079154 |
| 079189* | 07/23/2015 | MARCZYKMANCY E. | | No | | \$315.82 | 079189 |
| 079192* | 07/23/2015 | MARVINDEBORAH R. | | No | | \$96.97 | 079192 |
| 079198* | 07/23/2015 | MCCAWLEYVADAM W. | | No | | \$125.09 | 079198 |
| 079207* | 07/23/2015 | MILLERCHERYL M. | | No | | \$3.36 | 079207 |
| 079209* | 07/23/2015 | MOSESYVONNE C. | | No | | \$455.90 | 079209 |
| 079215* | 07/23/2015 | NEMETHILYNNE M. | | No | | \$96.97 | 079215 |
| 079218* | 07/23/2015 | NICHOLSIERICA J. | | No | | \$246.35 | 079218 |
| 079221* | 07/23/2015 | PACKARDLORRAINE E. | | No | | \$84.04 | 079221 |
| 079224* | 07/23/2015 | PALMERIKATHERINE C. | | No | | \$226.26 | 079224 |
| 079246* | 07/23/2015 | RINGTHOMAS W. | | No | | \$350.72 | 079246 |
| 079249* | 07/23/2015 | ROBINSONDALTON S. | | No | | \$352.86 | 079249 |
| 079263* | 07/23/2015 | SAXTONMEGAN E. | | No | | \$91.68 | 079263 |
| 079276* | 07/23/2015 | SIMONSTARA J. | | No | | \$92.15 | 079276 |
| 079278* | 07/23/2015 | SMITHDARLA J. | | No | | \$94.99 | 079278 |
| 079286* | 07/23/2015 | SPARKSREBECCA M. | | No | | \$92.15 | 079286 |
| 079293* | 07/23/2015 | TANGORREMARY LOU | | No | | \$5.87 | 079293 |
| 079300* | 07/23/2015 | TUTTLEMARYELLEN K. | | No | | \$96.97 | 079300 |
| 079305* | 07/23/2015 | WATSONCYNTHIA L. | | No | | \$900.51 | 079305 |
| 079310* | 07/23/2015 | WILCOXKALE K. | | No | | \$313.43 | 079310 |
| 079316* | 07/23/2015 | WOOD-WALTERCHERYL C. | | No | | \$144.07 | 079316 |
| 079323* | 07/23/2015 | YOUNGIDENNIS B. | | No | | \$64.64 | 079323 |
| 079324 | 07/23/2015 | ZIGENFUSISAMANTHA M. | | No | | \$359.80 | 079324 |
| 079327* | 07/23/2015 | HOLDINGAMELIA T. | | No | | \$483.65 | 079327 |
| 079334* | 07/23/2015 | ELLINGTOMCAMERON J. | | No | | \$400.16 | 079334 |
| 079338* | 07/23/2015 | KRAMERLUOSHUA S. | | No | | \$418.13 | 079338 |
| 079349* | 07/23/2015 | THEETGEISHARON M. | | No | | \$20.77 | 079349 |
| 079352* | 07/31/2015 | CONDONLOUIS G. | | No | | \$488.55 | 079352 |
| 079353 | 07/31/2015 | HUYLERIKATILIN D. | | No | | \$337.48 | 079353 |
| 079354 | 07/31/2015 | DINARDOJANET M. | | No | | \$280.65 | 079354 |

Grand Total \$66,638.56
Net \$66,638.56

Grand Total \$66,638.56
Net \$66,638.56

Selection Criteria

**M & T BANK
 GST Payroll Account
 Treasurer's Monthly Report
 for the period
 From July 1, 2015 to July 31, 2015**

Total available balance as reported at the end of preceding period \$ 9.23

RECEIPTS DURING MONTH

(With breakdown of source including full amount of all short term loans)

| Date | Source | Amount |
|------|------------------------------------|-----------------|
| | Deposits and Credits plus Interest | \$ 1,482,063.88 |

| | | |
|-----------------------------------|-----------------|-----------------|
| Total Receipts | \$ 1,482,063.88 | |
| Total Receipts, including balance | | \$ 1,482,073.11 |

DISBURSEMENTS MADE DURING MONTH By Check

By Check

| | | |
|---------------------------------|-----------------|---------------|
| Fr Check 78853to Check 79351 | \$ 347,695.66 | |
| Payroll Direct Deposit Wire 001 | \$ 479,512.97 | |
| Payroll Direct Deposit Wire 002 | \$ 658,314.58 | |
| | \$ 1,485,523.21 | \$ (3,450.10) |

RECONCILIATION WITH BANK STATEMENT

| | | |
|--|----------------|--|
| Balance as given on bank statement, end of month | \$ 63,188.46 | |
| Less total of outstanding checks | \$ (66,638.56) | |
| PR transfer in transit- L. Schwaber | | |
| PR transfer in transit- G. Gillis | | |

| | |
|-------------------------|---------------|
| Total available balance | \$ (3,450.10) |
|-------------------------|---------------|

Received by the Board of Education and entered as a part of the
 Minutes of the Board meeting held October 6, 2015.

This is to certify that the above Cash
 Balance is in agreement with my bank
 statement, as reconciled.


 TREASURER OF SCHOOL DISTRICT

CLERK OF BOARD OF EDUCATION