

**Schuyler-Steuben-Chemung-Tioga-Allegany  
Board of Cooperative Educational Services**  
9579 Vocational Drive, Painted Post, New York 14870-9518  
Phone (607) 962-3175, 739-3581 or 324-7880 Fax (607) 654-2302

**DRAFT**

**Regular Board Meeting  
Coopers Education Center, Bldg. 8, DL Room**

**Tuesday – January 5, 2016  
6:30 p.m.  
following Board Retreat**

**TENTATIVE AGENDA**

**1. Call to Order and Pledge of Allegiance**

**2. Privilege of the Floor**

**3. Acceptance of the Agenda**

**4. Consensus Items**

**A. Approval of Minutes**

1. Regular Board Meeting – December 1, 2015.

**B. Treasurer's Reports**

1. Schuyler-Steuben-Chemung-Tioga-Allegany BOCES – November 2015.

**C. Internal Claims Auditor's Reports – November 2015 as attached.**

**5. Finance**

- A-G. Approval of the attached report regarding finance recommendations.

**6. Personnel**

- A-Q. Approval of the attached report regarding personnel recommendations.

- R. Report of Temporary and Substitute Personnel as attached.

**7. Program**

- A. Approval of **field trip** for Bush Education Center, ACE program as attached.

- B. Approval of **field trip** for Coopers Education Center, Auto Tech program as attached.

- C. Approval of **field trip** for Coopers Education Center, Skills USA program as attached.

**8. Board President's Report**

- A. Preferred educational future.

**9. Superintendent's Report**

A. SED update.

**10. Adjournment**

**Next Meetings**

Meeting	Date/Time	Location
Regular	2/02/16, 5:30 p.m.	Coopers Education Ctr., Bldg. 8, DL Room
Regular	3/01/16, 5:30 p.m.	Coopers Education Ctr., Bldg. 8, DL Room

JRF:dlh

12/29/15

Schuyler-Steuben-Chemung-Tioga-Allegany  
Board of Cooperative Educational Services  
9579 Vocational Drive, Painted Post, New York 14870-9518  
Phone (607) 962-3175, 739-3581 or 324-7880 Fax (607) 654-2302

DRAFT

**Regular Board Meeting** **Tuesday – December 1, 2015**  
**Bush Education Center, Bldg. 1, DL Rm** **Immediately following dinner (6:00-ish)**

**PRESENT:** Apgar, Bulkley, Dlugos, Everett, Keddell, Learn, Lemmon, Moss, Peoples and Wheeler.

**ABSENT:** Scott.

**ALSO PRESENT:** District Superintendent Frame; Cabinet Members: Bentley, Johnson, Manning, Moschetti, Munson, Saglibene and Weinman; Board Clerk: Hughson; Staff: K. Batrowny (D: 6:07 p.m.), T. Lotocky and A. Sincok (D: 6:07 p.m.); Guests: Sondra Wemmer (D: 7:03 p.m.) and Yurgen Wemmer (D: 7:03 p.m.).

\* \* \* \* \*

Chef Mecum and Mr. Margeson introduced their Culinary Arts program students who prepared and served dinner to the Board members and other attendees. Principal Sincok thanked the Board members for all they do. The Board members thanked the students for the wonderful dinner.

\* \* \* \* \*

**1. CALL TO ORDER AND PLEDGE OF ALLEGIANCE**

Board President Keddell called the meeting to order and led the Pledge of Allegiance at 6:06 p.m.

**EXECUTIVE SESSION**

**16-062**

Upon the motion of Everett, seconded by Peoples, it is resolved to move to executive session at 6:07 p.m. to discuss one employment history matter concerning a particular person.

**CARRIED UNANIMOUSLY**

**OPEN SESSION**

**16-063**

Upon the motion of Peoples, seconded by Dlugos, it is resolved to move to open session at 6:51 p.m.

**CARRIED UNANIMOUSLY**

**2. PRIVILEGE OF THE FLOOR**

- Sondra Wemmer shared a statement from her daughter, McKenzie Wemmer.
- Yurgen Wemmer shared a statement from him and Sondra Wemmer.

**3. ACCEPTANCE OF THE AGENDA**

**16-064**

Upon the motion of Bulkley, seconded by Dlugos, it is resolved to accept the agenda.

**CARRIED UNANIMOUSLY**

**4. CONSENSUS ITEMS****16-065**

Upon the motion of Apgar, seconded by Wheeler, it is resolved to approve the following consensus items:

**A. Approval of Minutes**

1. Regular Board Meeting – November 3, 2015.

**B. Treasurer's Reports**

1. Schuyler-Steuben-Chemung-Tioga-Allegany BOCES – October 2015.

**C. Internal Claims Auditor's Reports – October 2015 as attached.****CARRIED UNANIMOUSLY****5. FINANCE****16-066**

Upon the recommendation of the Superintendent, and on the motion of Bulkley, seconded by Apgar, it is resolved that the following finance actions are hereby taken:

**A. General Fund Establishments and Adjustments.****1. Budget Establishments for 2015-2016:**

Item #	CoSer #	Title	In the Amount of
051-16	574.595	SIP w/Herkimer-Fulton-Hamilton-Otsego BOCES	\$900
052-16	575.495	Computer Services, Inst w/WFL BOCES	\$700

These establishments will be supported as follows:

051-16	574.595	Waverly: \$900
052-16	575.495	Bath: \$350 and Hornell: \$350

**2. Budget Increases for 2015-2016:**

Item #	CoSer #	Title	Increase	From	To
053-16	318.000	Shared Supervision	\$ 249,681	\$ 184,168	\$ 433,849
054-16	401.000	Arts in Education	\$ 2,000	\$ 384,490	\$ 386,490
055-16	416.494	Academic Programs, Special Fac. w/Monroe 1	\$ 604	\$ 37	\$ 641
056-16	419.693	Academic Programs, Special Fac. w/TST BOCES	\$ 450	\$ 180	\$ 630
057-16	438.594	Distance Learning w/OCM BOCES	\$ 18,924	\$ 56,772	\$ 75,696
058-16	511.000	Printing	\$ 39,301	\$ 1,049,106	\$ 1,088,407
059-16	523.493	Interscholastic Sports Coordination w/GV BOCES	\$ 110	\$ 5,900	\$ 6,010
060-16	525.000	Staff Development: Certified & Administrative	\$ 16,335	\$ 1,795,314	\$ 1,811,649
061-16	527.000	Instructional Materials (Science Resource Center)	\$ 20,586	\$ 774,669	\$ 795,255
062-16	550.591	Computer Service, Instructional w/Erie 1 BOCES	\$ 792	\$ 1,152,717	\$ 1,153,509
063-16	609.000	Safety/Risk Management	\$ 12,170	\$ 730,945	\$ 743,115
064-16	629.591	Computer Service, Management w/Erie 1 BOCES	\$ 2,532	\$ 3,201,983	\$ 3,204,515

These increases will be supported as follows:

053-16	318.000	Avoca: \$26,310, Canaseraga: \$26,310, Corning: \$105,238, Elmira: \$65,774 and Waverly: \$26,049
054-16	401.000	Avoca: \$2,000
055-16	416.494	Canisteeo-Greenwood: \$256 and Corning: \$348
056-16	419.693	Spencer-Van Etten: \$450
057-16	438.594	Watkins Glen: \$18,924
058-16	511.000	Addison: \$593, Alfred-Almond: \$363, Arkport: \$295, Bath: \$408, Bradford: \$111, Campbell-Savona: \$581, Canaseraga: \$110, Canisteeo-Greenwood: \$525, Corning: \$20,803, Elmira: \$4,409,

059-16	523.493	Elmira Heights: \$205, Homell: \$270, Horseheads, \$3,199, Odessa-Montour: \$648, Prattsburgh: \$243, Spencer-Van Etten: \$170, Watkins Glen: \$708, Waverly: \$5,603 and Misc. Revenue: \$57
060-16	525.000	Bath: \$110
061-16	527.000	Avoca: \$10,000 and Bath: \$6,335
062-16	550.591	Bath: \$7,984, Homell: \$4,838 and CAEW BOCES (Fillmore \$7,764)
063-16	609.000	Alfred-Almond: \$470, Canaseraga: (\$57) and Jasper-Troupsburg: \$379
064-16	629.591	Avoca: \$170 and Corning: \$12,000
		Alfred-Almond: \$215, Canaseraga: (\$709), Hammondsport: \$2,988 and Jasper-Troupsburg: \$38

**3. Budget Decreases for 2015-2016:**

Item #	CoSer #	Title	Decrease	From	To
065-16	251.493	Staffing 1:6:1 w/GV BOCES	\$ 31,284	\$ 187,444	\$ 156,160
066-16	426.000	Exploratory Enrichment	\$ 2,000	\$ 129,888	\$ 127,888
067-16	512.000	Computer Service Instructional	\$ 3,607	\$ 2,486,913	\$ 2,483,306
068-16	616.594	Cooperative Bidding Coord.. w/OCM BOCES	\$ 980	\$ 31,600	\$ 30,620
069-16	633.493	Employee Benefit Coordination w/GV BOCES	\$ 5,603	\$ 74,529	\$ 68,926

These decreases will be supported as follows:

065-16	251.493	Avoca: (\$65,034) and Bath: \$33,750
066-16	426.000	Avoca: (\$2,000)
067-16	512.000	Homell: (\$4,838) and Horseheads: \$1,231
068-16	616.594	Elmira: (\$980)
069-16	633.493	Addison: (\$5,603)

**4. Transfers within programs for 2015-2016:**

a. Transfers in excess of \$10,000.

<u>COSER NO.</u>	<u>PROGRAM</u>	<u>BUDGET CODE</u>	<u>TRANSFER IN</u>	<u>TRANSFER OUT</u>
512	Computer Service, Instructional	A512-6360-200-0-18 Equipment		\$56,891
		A512-6360-204-0-18 Small Equip.	\$31,522	
		A512-6360-400-0-18 Contract & Other	\$25,369	
		<b>TOTAL</b>	<b>\$56,891</b>	<b>\$56,891</b>
525	Staff Dev: Cert. & Admin.	A525-6261-490-1-07 Other Schools/BOCES		\$10,000
		A525-6261-490-6-07 Other Schools/BOCES	\$10,000	
		<b>TOTAL</b>	<b>\$10,000</b>	<b>\$10,000</b>

**B. Federal Fund Establishments and Adjustments.**

**1. Budget Establishments for 2015-16:**

a. WIA, Title 2, Adult Education & Literacy (Literacy Zone) Grant is established in the amount of \$99,824 for the period July 1, 2015 through June 30, 2016 as attached. Approval was received on October 27, 2015.

**C. Acceptance of Donated items.**

1. 1000 lbs. of scrap material to Bush CTE program Welding classes from Cameron Manufacturing & Design, PO Box 478, Horseheads, NY 14845.

**D. Permission to Sell.**

1. Permission to sell lumber cut from the Coopers campus for forest management and milled by students in the Heavy Equipment program.

**E. Authorization to pay the following membership dues.**

1. New York State School Boards Association (NYSSBA) in the amount of \$10,748 for 2016.

CARRIED UNANIMOUSLY

## **6. PERSONNEL**

**16-067**

Upon the recommendation of the Superintendent, and on the motion of Learn, seconded by Bulkley, it is resolved that the following personnel actions are hereby taken:

### **A. Retirements**

1. Kathleen Drake, Position: Teacher, Special Education, Effective: end of day September 24, 2015, Date of Hire: September 2, 1992.
2. Timothy Quinlan, Position: Teacher, Criminal Justice, Effective: January 3, 2016, Date of Hire: October 30, 2000.
3. Denise Bates, Position: Typist, Effective: end of day January 15, 2016, Date of Hire: December 8, 1980.

### **B. Resignations**

1. Kyle Ackland, Position: Network Technology Specialist, Effective: November 1, 2015, Date of Hire: December 22, 2008.
2. Ashley Rose, Position: Teacher Aide, Effective: end of day November 18, 2015, Date of Hire: September 8, 2015.
3. Laura Beasley, Position: Adult Education LPN Instructor, Effective: end of day December 4, 2015, Date of Hire: July 1, 2013.
4. Charles Shauf, Position: Cleaner, Effective: end of day December 9, 2015, Date of Hire: September 1, 2008.
5. Kara Deats, Position: Teaching Assistant, Effective: end of day December 10, 2015, Date of Hire: March 19, 2013.

### **C. Constructive Resignations**

1. Denise Winfield, Position: Teacher Aide, Effective: end of day September 7, 2015, Date of Hire: January 24, 1994.
2. Sandra Furney, Position: Teacher Aide, Effective: end of day January 5, 2015, Date of Hire: September 1, 2000.

### **D. Salary Change**

1. Scott Vang, Position: Network Technology Specialist (.5 FTE), Salary: increased from \$47,408.58 per year to \$49,908.58 per year, prorated, Effective: July 1, 2015.

### **E. Change from Civil Service Provisional Appointments to Probationary Appointments**, due to successful passing of Civil Service Exam

1. Bobbi Southard, Position: Occupational Therapist, full-time (1.0 FTE), 10 month, school calendar position, Civil Service Competitive, Probationary appointment, Effective: November 4, 2015, Probationary Period: November 4, 2015 through

January 11, 2017, Civil Service List #: Continuous Recruitment, Salary: no change in salary.

2. Carly Meacham, Position: Occupational Therapist, full-time (1.0 FTE), 10 month, school calendar position, Civil Service Competitive, Probationary appointment, Effective: November 5, 2015, Probationary Period: November 5, 2015 through January 12, 2017, Civil Service List #: Continuous Recruitment, Salary: no change in salary.
3. Susan Hamilton, Position: Account Clerk, full-time (1.0 FTE), 12 month position, Civil Service Competitive, Probationary appointment, Effective: December 1, 2015, Probationary Period: December 1, 2015 through November 30, 2016, Civil Service List #: DCA1115, Salary: no change in salary.

**F. Civil Service Permanent Appointments**, due to successful completion of Probationary Period, no change in salary

1. Traci Polmanteer, Position: Teacher Aide, Permanent Date: December 15, 2015.
2. Susan Michael, Position: Account Clerk, Permanent Date: January 5, 2016.

**G. Tenure Appointment**, due to successful completion of Probationary Period, no change in salary

1. Todd Goho, Position: Regional Special Education Behavior Specialist, Tenure Area: Instructional Support Services in Special Education, Effective Date of Tenure: December 9, 2015, Certification Status: Permanent, Special Education, February 1, 2003.

**H. Creation of Positions**

1. Teaching Assistant, two (2) part-time (.5 FTE), 10 month, school calendar positions, effective October 29, 2015, due to the increase in districts' requests for services.
2. Teaching Assistant, one full-time (1.0 FTE), 10 month, school calendar position, effective January 4, 2016, due to the increase in districts' requests for services.
3. School Social Worker, one full-time (1.0 FTE), 10 month, school calendar position, effective December 7, 2015, due to the increase in districts' requests for services.
4. Shared Staff Evaluator, one part-time, time-sheet basis, 12 month position, effective October 1, 2015, due to the increase in districts' requests for services.

**I. Rescind Appointment**, from October 6, 2015 BOE minutes, Probationary Period and Tenure Area not stated

1. Stacy Saglibene, Position: Director of Special Education and Itinerant Services, full-time (1.0 FTE), 12 month position, Probationary appointment, Effective: October 7, 2015, Certification: Permanent, School District Administrator, September 1, 2007, Salary: \$95,000.00 per year, prorated.

**J. Appointments**

1. **Stacy Saglibene**, Position: Director of Special Education and Itinerant Services, full-time (1.0 FTE), 12 month position, Probationary appointment, Effective: October 7, 2015, Tenure Area: Director of Special Education and Itinerant Services, Certification: Permanent, School District Administrator, September 1, 2007, Probationary Period: October 7, 2015 through October 6, 2019, Salary: \$95,000.00 per year, prorated.
2. **Frankliyn Brown**, Position: Network Technology Specialist, full-time (1.0 FTE), 12 month position, Competitive Civil Service, Probationary appointment, Civil Service Continuous Recruitment List, Effective: December 14, 2015, Probationary Period: December 14, 2015 through December 13, 2016, Salary: \$36,500.00 per year, prorated.
3. **Jesse Ferris**, Position: Principal of Special Education, full-time (1.0 FTE), 12 month position, Probationary appointment, Effective: December 30, 2015, Tenure Area: Principal of Special Education, Certification: Initial, School Building Leader, February 1, 2011 through January 31, 2016, Probationary Period: December 30, 2015 through December 29, 2019, Salary: \$80,000.00 per year, prorated.
4. **Thomas Burgess**, Position: Teaching Assistant, part-time (.5 FTE), 10 month, school calendar position, Non-Tenured appointment, Effective: October 29, 2015, Certification: Level 1, Teaching Assistant, June 5, 2015 through August 31, 2018, Salary: \$27,754.00 per year, prorated (step 1 + Credit Hour Stipend).

**K. Temporary Appointments**

1. **Bobbi Brock**, Position: Shared Staff Evaluator, time-sheet basis, 12 month position, Temporary appointment, Effective: October 1, 2015 through June 30, 2016, Certification: Permanent, School Administrator/Supervisor, September 1, 1995, Salary: \$325.00 per day, time-sheet, as needed basis.
2. **David Ackland**, Position: Chief Information Administrator, time-sheet basis, 12 month position, Temporary appointment, Effective: November 3, 2015 through June 30, 2016, Certification: Permanent, School District Administrator, September 1, 1983, Salary: \$19.75 per hour, time-sheet, as needed basis.
3. **Sarah von Hagan**, Position: Teaching Assistant, part-time (.5 FTE), 10 month, school calendar position, Temporary appointment, pending completion of certification requirements, Effective: November 23, 2015 through June 23, 2016, Certification: Not Certified, Level 1, Teaching Assistant required, Salary: \$25,154.00 per year, prorated (step 1).
4. **Vernnon Sullivan**, Position: School Social Worker, full-time (1.0 FTE), 10 month, school calendar position, Temporary appointment, pending completion of certification requirements, Effective: December 7, 2015 through June 23, 2016, Certification: Not Certified, School Social Worker required, Salary: \$41,923.00 per year, prorated (step 1).
5. **Noah Arnold**, Position: Teaching Assistant, full-time (1.0 FTE), 10 month, school calendar position, Temporary appointment, pending completion of certification requirements, Effective: January 4, 2016 through June 23, 2016, Certification: Not Certified, Level 1, Teaching Assistant required, Salary: \$25,154.00 per year, prorated (step 1).

**L. Mentoring Stipends, Stipend of \$838 per year**

1. Kimberly Austin mentoring Valerie Heywood, effective September 8, 2015 through June 23, 2016.
2. Rebecca Cooper mentoring Jillian Aho, effective September 8, 2015 through June 23, 2016.
3. Beverly Croston mentoring Kathryne Wood, effective September 8, 2015 through June 23, 2016.
4. Linda Haley mentoring Karen Walker, effective September 8, 2015 through June 23, 2016.
5. Danielle Headley mentoring Courtney Perez, effective September 17, 2015 through June 23, 2016, stipend prorated.
6. Lisa Henderson mentoring Jessica Woolever, effective November 13, 2015 through June 23, 2016, stipend prorated.
7. Caitlin Keller mentoring Brittany Knapp, effective September 14, 2015 through June 23, 2016, stipend prorated.
8. Karen Laux mentoring Melody Clearwater, effective September 8, 2015 through June 23, 2016.
9. Kathy Morris mentoring Kassandra Box, effective September 8, 2015 through June 23, 2016.
10. Joseph Saptura mentoring Robert Stein, effective September 8, 2015 through June 23, 2016.
11. Tracey Shill mentoring Ryan Kuhn, effective September 8, 2015 through June 23, 2016.
12. Kelly Smith mentoring Pamela Newton, effective September 8, 2015 through June 23, 2016.
13. Donna Stuckey mentoring JoAnn Phillips, effective September 8, 2015 through June 23, 2016.
14. Elizabeth Woodard mentoring Paul Richmond, effective September 8, 2015 through June 23, 2016.

**M. Annual Appointments**

1. **Health Occupations Students of America Advisor**, effective September 8, 2015 through June 23, 2016, Stipend \$1,258 each, correction from Co-Advisor to Full Advisor
  - a. **Bush Education Center**
    1. Julie Patros
    2. Elizabeth Woodard
2. **Student Medication Disbursement**, Stipend \$1,039 per year, effective September 2, 2014 through June 24, 2015
  - a. JoAnn Phillips, Wildwood Education Center
3. **Floor Hockey Coach**, Stipend \$314.50, Elsmere program, Bush Education Center, effective September 8, 2015 through June 23, 2016
  - a. Caitlin DiPetta, Co-Advisor

4. **Skills USA Advisors**, Stipend of \$1,258.00 each, effective September 8, 2015 through June 23, 2016
  - a. **Bush Education Center**
    1. Kimberly Austin
    2. Amy Limoncelli
    3. Lu Ann Semski
    4. Amy Warner
  - b. **Coopers Education Center**
    1. Burton Beebe
    2. Dale Robie
  - c. **Wildwood Education Center**
    1. Gary Acker
    2. Andrew Dennis
    3. Donna Stuckey

N. Report of Temporary and Substitute Personnel as attached.

CARRIED UNANIMOUSLY

## 7. PROGRAM

### Field Trip

16-068

Upon the motion of Lemmon, seconded by Bulkley, it is resolved to approve the following field trip:

- A. Approval of **field trip** for Bush Education Center, Culinary Arts program as attached.

CARRIED UNANIMOUSLY

## 8. BOARD PRESIDENT'S REPORT

- A. **Board Retreat** – Board Members agreed to hold the Board Retreat on Tuesday, January 5, 2016, from 3:00-6:00 p.m. at the Coopers Education Center, Building 8, Distance Learning Room with the regular Board meeting beginning at 6:30 p.m.
- B. **SED review of CTE, Animal Science program** at the Bush Education Center. Board member Bulkley shared information from the meeting with the SED staff. SED staff commended the GST BOCES team regarding the Animal Science program and their overall wonderful impression of the GST BOCES organization.

## 9. SUPERINTENDENT'S REPORT

- A. SED update. Watch for the Commissioner's Task Force updates.
- B. P-Tech program – the implementation is full speed ahead. Jim will give updates.

**EXECUTIVE SESSION****16-069**

Upon the motion of Learn, seconded by Dlugos, it is resolved to move to executive session at 7:28 p.m. to discuss six employment history matters concerning particular persons.

**CARRIED UNANIMOUSLY****OPEN SESSION****16-070**

Upon the motion of Lemmon, seconded by Wheeler, it is resolved to move to open session at 8:15 p.m.

**CARRIED UNANIMOUSLY****ACCEPTANCE OF THE ADDENDUM TO THE AGENDA OF 6.-O.****16-071**

Upon the motion of Learn, seconded by Peoples, it is resolved to accept the addendum to the agenda, Item 6. Personnel O.

**CARRIED UNANIMOUSLY****6. PERSONNEL-ADDENDUM****16-072**

Upon the recommendation of the Superintendent, and on the motion of Learn, seconded by Everett, it is resolved that the following personnel action is hereby taken:

**O. Discontinuation of Employment**

1. Ronny Freeland, Position: Teaching Assistant, Effective: December 31, 2015, Date of Hire: September 3, 2013.

Voting: Aye: Dlugos, Everett, Keddell, Learn, Moss, Peoples and Wheeler.  
 Nay: Apgar, Bulkley and Lemmon.  
 Abstain: None.  
 Absent: Scott.

**MOTION CARRIED****10. ADJOURNMENT****16-073**

Upon the motion of Bulkley, seconded by Learn, it is resolved to adjourn the meeting at 8:18 p.m.

**CARRIED UNANIMOUSLY****Next Meetings**

Meeting	Date/Time	Location
Regular	1/05/16, 6:30 p.m.	Coopers Education Ctr., Bldg. 8, DL Room
Regular	2/02/16, 5:30 p.m.	Coopers Education Ctr., Bldg. 8, DL Room

Respectfully Submitted,

DLH  
December 2, 2015

Doretta L. Hughson  
Board Clerk

**GREATER SOUTHERN TIER BOCES  
TREASURER'S SUMMARY OF CASH BALANCES  
11/30/15**

<u>Account Name</u>	<u>Beginning Balance</u>	<u>Receipts for Month</u>	<u>Total Cash Available</u>	<u>Disbursements During Month</u>	<u>Cash Balance End of Month</u>
General Fund Ckg. - M&T	(\$633,201.64)	\$16,060,502.16	\$15,427,300.52	\$15,771,475.22	(\$344,174.70)
Federal Fund Ckg - Chase	\$143,234.24	\$277,754.31	\$420,988.55	\$372,624.65	\$48,363.90
Capital Fund Ckg - Chase	\$2,670.74	\$570,002.41	\$572,673.15	\$571,429.75	\$1,243.40
Dental Vision Acct - Chase	\$78,886.18	\$61,949.27	\$140,835.45	\$17,472.23	\$123,363.22
Chase Premier Acct.	\$27,163,560.74	\$113,998.97	\$27,277,559.71	\$16,385,000.00	\$10,892,559.71
GST Ad Ed Merchant	\$83,623.31	\$12,631.51	\$96,254.82	\$50,000.00	\$46,254.82
Cprs Patron Svc - Chemung	\$1,832.72	\$2,757.11	\$4,589.83	\$2,704.47	\$1,885.36
WW Patron Svc - Steuben	\$0.00	\$2,879.72	\$2,879.72	\$0.00	\$2,879.72
GST Scholarship Funds M&T	\$964.01	\$0.04	\$964.05	\$0.00	\$964.05
GST Scholarship Chase	\$59,885.18	\$0.50	\$59,885.68	\$0.00	\$59,885.68
Bethesda Foundation Scholarship	\$734.17	\$0.01	\$734.18	\$0.00	\$734.18
Bancorp Bank	\$45,542.35	\$32,638.15	\$78,180.50	\$29,711.86	\$48,468.64
Trust & Agency Ckg- M&T	\$1,146,767.86	\$4,818,996.35	\$5,965,764.21	\$4,717,386.41	\$1,248,377.80
Five Star Flex Account	\$26,555.26	\$64,078.62	\$90,633.88	\$37,148.81	\$53,485.07
Five Star Flex Money Market	\$1,172,510.34	\$36.27	\$1,172,546.61	\$50,000.00	\$1,122,546.61
Five Star General IMM	\$96,441.47	\$3.07	\$96,444.54	\$0.00	\$96,444.54
First Niagara-Escrow Elmira Hgts.	\$310.23	\$0.00	\$310.23	\$0.00	\$310.23
First Niagara-Escrow Elmira	\$3,993.00	\$0.00	\$3,993.00	\$0.00	\$3,993.00
SunTrust EPC	\$53,737.01	\$11.41	\$53,748.42	\$50,030.00	\$3,718.42
Payroll Checking - M&T	\$23.85	\$2,291,243.20	\$2,291,267.05	\$2,291,334.23	(\$67.18)

**TOTALS**      \$29,448,071.02      \$24,309,483.08      \$53,757,554.10      \$40,346,317.63      \$13,411,236.47

**M & T BANK**  
**GST General Fund Account**  
**Treasurer's Monthly Report**  
**for the period**  
**From November 1, 2015 to November 30, 2015**

Total available balance as reported at the end of preceding period \$ (633,201.64)

**RECEIPTS DURING MONTH**

(With breakdown of source including full amount of all short term loans)

Date	Source	Amount	
	Deposits & Credits plus Interest	\$ 16,038,721.42	
	Transfer(s) and wire(s)		
	Void Checks	\$ 21,780.74	
		\$ -	
	Total Receipts	\$ 16,060,502.16	
	Total Receipts, including balance		\$ 15,427,300.52

**DISBURSEMENTS MADE DURING MONTH By Check**

From Check No. 72492 To Check No. 73499

By Debit Charge (Total amount of checks issued and debit charges)	\$ 11,261,630.00	
Payroll Wires	\$ 3,391,263.12	
Transfer to T&A Checking- Nov. 15 Health Ins.	\$ 1,118,582.10	
(Total amount of checks issued and debits charged)	\$ 15,771,475.22	
Total Cash Balance		\$ (344,174.70)

**RECONCILIATION WITH BANK STATEMENT**

Balance as given on bank statement, end of month	\$ 1,713,341.74	
Less total of outstanding checks	\$ (2,057,516.44)	
Total available balance	\$ (344,174.70)	
(Must agree with Cash Balance above if there is a true reconciliation)		\$ (344,174.70)

Received by the Board of Education and entered as a part of the  
Minutes of the Board meeting held January 5, 2016.

Doretta Hughson  
CLERK OF BOARD OF EDUCATION

This is to certify that the above Cash  
Balance is in agreement with my bank  
statement, as reconciled.

  
TREASURER OF SCHOOL DISTRICT

# GREATER SOUTHERN TIER BOCES

Budget Status Report As Of: 11/30/2015  
Fiscal Year: 2016

## Fund: A GENERAL FUND

Budget Account	Description	Initial Budget	Adjustments	Current Budget	Year-to-Date Expenditures	Encumbrances Outstanding	Unencumbered Balance	Available Balance
001.000	ADMINISTRATION	377,006.00	0.00	377,006.00	0.00	0.00	377,006.00	377,006.00
001.010	BOARD OF EDUCATION	187,937.00	0.00	187,937.00	253,274.08	87,985.08	-153,322.16	-165,322.16
001.020	DISTRICT SUPERINTENDENT	302,821.00	0.00	302,821.00	101,905.94	148,761.77	52,153.29	51,283.29
001.030	GENERAL COST OF ADMINISTRATION	262,836.00	0.00	262,836.00	98,208.10	138,950.38	25,677.52	25,592.52
001.040	CENTRAL SUPPORT	1,802,612.00	0.00	1,802,612.00	658,206.49	796,937.86	347,467.65	342,071.81
001.050	OTHER: CENTRAL ADMINISTRATION	3,339,135.00	0.00	3,339,135.00	0.00	0.00	3,339,135.00	3,339,135.00
001.060	INTEREST ON INDEBTEDNESS	800,000.00	0.00	800,000.00	0.00	0.00	800,000.00	800,000.00
001.070	OTHER: SIC K AND VACATION	0.00	0.00	0.00	154,353.45	0.00	-154,353.45	-154,353.45
002.000	RENTAL OF FACILITIES	751,615.00	0.00	751,615.00	243,414.85	497,780.75	10,419.40	10,419.40
002.010	TRANSFER TO CAPITAL FUND	1,400,000.00	0.00	1,400,000.00	740,000.00	0.00	660,000.00	660,000.00
002.020	DEBT SERVICE - EPC	702,152.00	0.00	702,152.00	0.00	702,081.52	70.48	70.48
101.000	CAREER AND TECHNICAL EDUCATION	7,239.00	0.00	7,239.00	0.00	0.00	7,239.00	7,239.00
101.000	CTE-CPRS CAMPUS	5,367,059.00	-7,523.00	5,359,536.00	400,799.29	883,305.38	4,075,431.33	4,074,531.33
101.104	CTE-CPRS-COMPUTER PROGRAMMING	127,374.00	0.00	127,374.00	29,160.73	73,585.78	24,627.49	24,627.49
101.106	CTE-CPRS-AUTO BODY	117,992.00	0.00	117,992.00	28,941.04	71,404.49	17,646.47	17,646.47
101.107	CTE-CPRS-AUTO MECHANICS	95,474.00	0.00	95,474.00	21,038.67	75,807.55	-1,372.22	-1,372.22
101.110	CTE-CPRS-AGRICULTURE	243,942.00	0.00	243,942.00	53,643.18	247,922.18	40,199.64	39,819.64
101.113	CTE-CPRS-GRAPHIC COMM	118,499.00	0.00	118,499.00	32,570.05	70,237.02	15,691.93	15,691.93
101.115	CTE-CPRS-COSMETOLOGY	106,454.00	0.00	106,454.00	28,087.72	61,106.51	17,259.77	17,259.77
101.120	CTE-CPRS-HEALTH TECH	108,649.00	0.00	108,649.00	21,294.05	55,718.48	31,636.47	31,636.47
101.121	CTE-CPRS- ED SUPPT PE SVC	5,360.00	0.00	5,360.00	335.35	1,117.83	3,906.82	3,906.82
101.145	CTE-CPRS-CONSTRUCTION TRADES	118,023.00	7,000.00	125,023.00	24,810.03	75,823.91	24,389.06	24,389.06
101.155	CTE-CPRS-MACHINE SHOP	83,410.00	0.00	83,410.00	14,136.90	47,467.21	21,805.89	21,805.89
101.166	CTE-CPRS-NEW VISION HLTH	55,254.00	0.00	55,254.00	10,610.07	32,051.52	12,592.41	12,592.41
101.170	CTE-CPRS-ICM	102,685.00	0.00	102,685.00	8,699.00	17,254.49	76,731.51	76,731.51
101.190	CTE-CPRS-CULINARY ARTS	117,499.00	0.00	117,499.00	22,349.74	61,825.10	33,324.16	33,324.16
101.193	CTE-CPRS-LAW ENFORCEMENT	105,098.00	158.00	105,256.00	22,351.98	71,623.94	11,280.08	11,280.08
101.194	CTE-CPRS-NEW VISION ENGIN	54,144.00	0.00	54,144.00	0.00	0.00	54,144.00	54,144.00
101.200	CTE - BUSH CAMPUS	469,006.00	5,990.00	474,996.00	131,178.90	162,416.55	181,400.55	181,120.55
101.201	CTE - BUSH - ED SUPPORT SVC	1,903,056.00	0.00	1,903,056.00	475,245.19	1,037,998.08	389,812.73	389,812.73
101.202	CTE - BUSH - CONSERVATION	336,236.00	32,717.00	368,953.00	51,815.12	321,506.38	-4,368.50	-6,093.53
101.204	CTE - BUSH - COMP PRG	64,084.00	-10,000.00	54,084.00	0.00	0.00	54,084.00	54,084.00
101.205	CTE - BUSH - CHILD CARE	110,196.00	0.00	110,196.00	19,241.28	63,163.10	27,791.62	27,791.62
101.206	CTE - BUSH - AUTO BODY REPAIR	133,482.00	0.00	133,482.00	27,825.46	90,772.64	14,883.90	14,883.90
101.207	CTE - BUSH - AUTO MECHANICS	263,466.00	0.00	263,466.00	63,546.65	161,562.08	38,357.27	37,608.02
101.208	CTE - BUSH - DIESEL MECHANICS	100,240.00	0.00	100,240.00	21,253.25	65,263.87	13,722.88	13,722.88
101.209	CTE - BUSH - COMMUNICATIONS	80,400.00	0.00	80,400.00	16,988.10	54,816.28	8,595.62	8,595.62
101.210	CTE - BUSH - CARPENTRY	232,808.00	0.00	232,808.00	54,124.35	139,382.48	39,301.17	39,301.17
101.211	CTE - BUSH - GRAPHICS	132,380.00	0.00	132,380.00	31,315.21	70,772.59	30,292.20	29,772.20

**GREATER SOUTHERN TIER BOCES**  
Budget Status Report As Of: 11/30/2015  
Fiscal Year: 2016

**Fund: A GENERAL FUND**

Budget Account	Description	Initial Budget	Adjustments	Current Budget	Year-to-Date Expenditures	Encumbrances Outstanding	Unencumbered Balance	Available Balance
101.213 CTE - BUSH - WELDING		117,777.00	0.00	117,777.00	24,302.90	68,059.53	25,414.57	25,414.57
101.214 CTE - BUSH - WORK EXPERIENCE		304,223.00	4,000.00	308,223.00	61,598.21	183,806.38	62,818.41	62,818.41
101.215 CTE - BUSH - COSMETOLOGY		221,844.00	0.00	221,844.00	82,795.79	119,098.72	19,949.49	19,949.49
101.216 CTE - BUSH - CHEF/COOK		109,761.00	0.00	109,761.00	30,687.48	72,615.37	6,458.15	6,458.15
101.217 CTE - BUSH - PRE-VOCATIONAL		192,996.00	0.00	192,996.00	41,406.84	130,671.18	20,917.98	20,759.01
101.218 CTE - BUSH - LAW ENFORCEMENT		112,584.00	0.00	112,584.00	26,669.70	66,958.22	18,956.08	18,956.08
101.219 CTE - BUSH - FASHION MERCHANDISING		100,229.00	0.00	100,229.00	19,592.52	62,284.65	18,351.83	18,351.83
101.220 CTE - BUSH - NURSE ASSISTING		242,109.00	0.00	242,109.00	54,366.92	115,934.73	71,807.35	71,807.35
101.221 CTE - BUSH - DENTAL ASSISTING		97,481.00	0.00	97,481.00	26,128.96	53,047.67	18,304.37	18,107.37
101.222 CTE - BUSH - AUTO MECHANICS 2		0.00	0.00	0.00	3,612.01	18,387.99	-22,000.00	-24,000.00
101.223 CTE - BUSH - CARPENTRY 2		0.00	0.00	0.00	2,381.34	2,618.66	-5,000.00	-5,000.00
101.227 CTE - BUSH - ANIMAL SCIENCE		98,024.00	0.00	98,024.00	18,848.24	46,424.78	32,750.98	32,750.98
101.300 CTE-WW CAMPUS		1,780,454.00	36,807.00	1,817,261.00	407,556.71	875,566.59	534,137.70	528,042.87
101.304 CTE-WW-COMPUTER PROGRAMMING		138,068.00	0.00	138,068.00	33,726.25	77,372.42	26,969.33	26,148.34
101.306 CTE-WW-AUTO BODY		141,837.00	0.00	141,837.00	34,206.29	80,448.83	27,181.88	27,181.88
101.307 CTE-WW-AUTO TECH		141,516.00	0.00	141,516.00	38,386.15	88,701.43	14,428.42	13,580.42
101.314 CTE-WW-VISUAL COMMUNICATIONS		139,758.00	0.00	139,758.00	37,876.33	78,541.11	23,340.56	22,325.36
101.315 CTE-WW-COSMETOLOGY		138,611.00	0.00	138,611.00	36,948.48	74,957.75	26,704.77	26,404.77
101.318 CTE-WW-CRIMINAL JUSTICE		109,564.00	0.00	109,564.00	25,321.47	16,906.08	67,336.45	66,487.55
101.320 CTE-WW-HEALTH OCCUPATIONS		91,393.00	0.00	91,393.00	17,058.89	52,577.46	21,756.65	20,881.48
101.321 CTE-WW- ED SUPPT PE SVC		45,030.00	0.00	45,030.00	9,698.41	22,960.97	12,370.62	12,370.62
101.335 CTE-WW-BUILDING TRADES		115,273.00	0.00	115,273.00	26,274.03	83,486.77	5,512.20	5,012.20
101.346 CTE-WW-HEAVY EQUIPMENT		117,380.00	84,723.00	202,103.00	51,261.46	129,072.48	21,769.06	21,769.06
101.370 CTE-WW-ICM		117,596.00	0.00	117,596.00	29,799.12	75,708.46	12,088.42	11,970.10
101.380 CTE-WW-NEW VISION HLTH		93,667.00	0.00	93,667.00	21,424.17	60,312.34	11,930.49	11,930.49
101.390 CTE-WW-CULINARY ARTS		126,562.00	0.00	126,562.00	25,764.76	75,802.12	24,995.12	23,666.56
105.493 CTE CROSS CONTRACT W/ GV BOCES		0.00	31,920.00	31,920.00	7,093.34	24,826.66	0.00	0.00
203.000 S/P 1:12:1-HEARING IMPAIRED		0.00	0.00	0.00	4.37	0.00	-4.37	-4.37
203.220 S/P 1:12:1-ACADEMIC DELAY		913,012.00	0.00	913,012.00	172,076.30	500,016.82	240,918.88	240,918.88
205.000 S/P 1:15-ELSMERE		1,030,894.00	0.00	1,030,894.00	101,868.83	291,094.84	637,930.33	637,930.33
209.000 S/P 1:8:1		6,692,890.00	0.00	6,692,890.00	1,073,699.54	2,855,479.80	2,763,710.66	2,763,534.50
216.000 S/P 1:6:1-EPC		1,729,256.00	0.00	1,729,256.00	231,798.91	604,556.94	892,900.15	892,900.15
216.214 S/P 1:6:1-ED HOST SITES		2,294,894.00	0.00	2,294,894.00	337,497.73	1,007,961.37	949,434.90	949,336.75
216.217 S/P 1:6:1-AUTISM		3,659,460.00	0.00	3,659,460.00	391,338.90	1,102,623.54	2,165,497.56	2,165,497.56
216.219 S/P 1:6:1-MULTIPLY DISABLED		3,270,636.00	0.00	3,270,636.00	296,191.04	769,000.56	2,205,444.40	2,205,444.40
216.224 S/P 1:6:1-DAY TREATMENT		0.00	0.00	0.00	64.79	0.00	-64.79	-64.79
218.499 STAFFING 1:12:3 W/ CATT-ALLE		17,959.00	0.00	17,959.00	0.00	0.00	17,959.00	17,959.00
220.494 STAFFING 1:12:3 W/ MONROE 1		0.00	102,788.00	102,788.00	25,696.99	77,091.01	0.00	0.00
250.499 STAFFING 1:6:1 W/ CATT-ALLE		250,306.00	-146,808.00	103,498.00	37,372.59	220,049.87	-153,924.46	-153,924.46

# GREATER SOUTHERN TIER BOCES

Budget Status Report As Of: 11/30/2015

Fiscal Year: 2016

## Fund: A GENERAL FUND

Budget Account	Description	Initial Budget	Adjustments	Current Budget	Year-to-Date Expenditures	Encumbrances Outstanding	Unencumbered Balance	Available Balance
251.493	STAFFING 1:6:1 W/ GV BOCES	187,444.00	0.00	187,444.00	29,622.37	74,287.63	83,534.00	83,534.00
252.495	STAFFING 1:6:1 W/ WFL BOCES	0.00	91,098.00	91,098.00	22,774.50	68,323.50	0.00	0.00
301.000	ITINERANT MUSIC	137,186.00	0.00	137,186.00	31,257.44	80,349.77	25,578.79	25,578.79
303.000	ITINERANT ART	95,903.00	0.00	95,903.00	19,633.97	65,212.35	11,056.68	11,056.68
304.000	ITINERANT VISUALLY IMPAIRED	199,921.00	0.00	199,921.00	30,415.53	94,049.82	75,455.65	75,455.65
304.001	ITINERANT VIS IMP BRAILLER PREP	53,428.00	838.00	54,266.00	6,851.22	14,854.10	32,560.68	32,560.68
305.000	ITINERANT PHYSICAL THERAPY	352,310.00	0.00	352,310.00	66,879.47	223,410.60	62,019.93	62,019.93
307.000	ITINERANT-ENGLISH SECOND LANGUAGE	412,565.00	0.00	412,565.00	75,890.22	256,667.81	80,006.97	80,006.97
308.000	ITINERANT PHYSICAL EDUCATION	16,334.00	0.00	16,334.00	82.58	0.00	16,251.42	16,251.42
309.000	ITINERANT SPEECH IMPROVEMENT	447,925.00	0.00	447,925.00	80,768.62	241,453.26	125,703.12	125,703.12
310.000	ITINERANT SPEECH IMPAIRED	412,084.00	0.00	412,084.00	66,361.71	195,616.27	150,106.02	150,106.02
311.692	CHINESE W/ ONEIDA HERKIMER MAD BOCE	27,000.00	0.00	27,000.00	0.00	0.00	27,000.00	-2,000.00
312.000	ITINERANT SCHOOL PSYCHOLOGIST	323,908.00	0.00	323,908.00	56,059.39	185,616.10	82,232.51	82,232.51
313.000	ITINERANT INTERP FOR DEAF	298,216.00	0.00	298,216.00	65,043.74	196,800.71	36,371.55	36,371.55
316.000	ITINERANT HOME AND CAREERS	78,480.00	0.00	78,480.00	18,973.40	48,659.53	10,847.07	10,847.07
318.000	GENERAL SUPERVISION/COORDINATION	184,168.00	0.00	184,168.00	10,078.04	17,869.25	156,220.71	156,220.71
320.000	SUPERVISOR-SPECIAL EDUCATION PROGRA	20,084.00	0.00	20,084.00	5,624.38	0.00	14,459.62	14,459.62
324.000	ITINERANT OCCUPATIONAL THERAPY	616,756.00	0.00	616,756.00	128,818.17	381,259.99	106,677.84	106,677.84
326.000	ITINERANT HARD OF HEARING	240,897.00	0.00	240,897.00	42,152.00	121,802.50	76,942.50	76,942.50
327.000	ITINERANT TEACHER OF THE DEAF	111,643.00	0.00	111,643.00	26,888.60	68,709.98	16,044.42	16,044.42
328.693	INTERNAL AUDITOR WT/ST BOCES	67,223.00	0.00	67,223.00	33,211.32	49,816.98	-15,805.30	-15,805.30
329.499	BUSINESS MANAGER W/ CATT-ALL BOCES	23,548.00	0.00	23,548.00	7,064.40	16,483.60	0.00	0.00
330.000	ITINERANT NURSE/NURSE TEACHER	62,360.00	0.00	62,360.00	10,106.81	27,250.66	25,002.53	25,002.53
331.000	ITINERANT CONSULTANT TEACHER	630,884.00	0.00	630,884.00	112,095.03	329,213.97	189,575.00	189,575.00
332.000	ITINERANT SCHOOL SOCIAL WORKER	66,582.00	0.00	66,582.00	11,984.76	39,763.45	14,833.79	14,833.79
334.499	ITINERANT VISUALLY IMPAIRED	7,216.00	-7,216.00	0.00	0.00	7,215.20	-7,215.20	-7,215.20
335.698	ITIN DIAG SVS W/PUT-WEST	7,445.00	0.00	7,445.00	0.00	0.00	7,445.00	7,445.00
336.494	ITIN INTERP FOR DEAF W/MONROE #1	28,209.00	0.00	28,209.00	0.00	0.00	28,209.00	28,209.00
342.494	ITINERANT PHYSICAL THERAPY W/ MON 1	0.00	9,292.00	9,292.00	2,322.84	6,969.16	0.00	0.00
344.495	OCCUPATIONAL THERAPY W/ WFL BOCES	656.00	0.00	656.00	0.00	0.00	656.00	656.00
401.000	ARTS IN ED(BASE)	59,752.00	0.00	59,752.00	3,122.47	4,542.33	52,087.20	52,087.20
401.001	ARTS IN ED-DIST SPEC	303,338.00	3,000.00	306,338.00	60,098.00	107,583.50	138,656.50	138,656.50
401.002	ARTS IN ED-CHEMUNG RIVER	18,400.00	0.00	18,400.00	0.00	9,600.00	8,800.00	8,800.00
402.000	EQUIV ATT ED/GED - BUSH	0.00	0.00	0.00	2,143.37	3,213.48	-5,356.85	-5,356.85
403.001	ALT ED - AD BASED LRNG (ABL)	104,793.00	0.00	104,793.00	26,675.57	19,477.81	58,639.62	58,639.62
403.003	ALT ED - SECONDARY(MODEL A)	1,669,666.00	79,984.00	1,749,650.00	337,378.62	862,007.19	550,264.19	549,919.07
403.004	ALT ED - MIDDLE SCHOOL-HORNELL	198,948.00	0.00	198,948.00	33,468.86	102,192.87	63,286.27	63,286.27
403.005	ALT ED - MIDDLE SCHOOL COOPERS	440,864.00	-96,439.00	344,425.00	58,918.02	178,588.04	106,918.94	106,918.94
406.693	EQUIV ATT ED/GED W/ TST BOCES	0.00	16.00	16.00	15.94	603.54	-603.48	-603.48

# GREATER SOUTHERN TIER BOCES

Budget Status Report As Of: 11/30/2015

Fiscal Year: 2016

Fund: A GENERAL FUND

Budget Account	Description	Initial Budget	Adjustments	Current Budget	Year-to-Date Expenditures	Encumbrances Outstanding	Unencumbered Balance	Available Balance
409.000	ACADEMIC PRGS-DETENTION	116,880.00	0.00	116,880.00	28,632.31	75,404.01	12,843.68	12,843.68
412.000	ADV PLCMT-ACE	53,321.00	0.00	53,321.00	19,265.02	4,198.28	29,857.70	29,857.70
415.000	SUMMER SCHOOL-SECONDARY	762,100.00	140,232.00	902,332.00	816,612.60	12,325.37	73,394.03	73,394.03
416.494	ACADMIC PRGS SPEC FACLT W/MONR 1	0.00	37.00	37.00	95.37	545.63	-604.00	-604.00
419.693	ACADMIC PRGS SPEC FACLT W/TST BOCE	0.00	180.00	180.00	109.29	70.71	0.00	0.00
421.594	ACADMIC PRGS SPEC FACLT W/OCM	0.00	500.00	500.00	0.00	500.00	0.00	0.00
426.000	EXPL ENRICHMNT-STEM ACTIVITIES	19,483.00	0.00	19,483.00	3,122.47	4,542.33	11,818.20	11,818.20
426.001	EXPL ENRICHMNT-DISTRICT SPECIFIC	110,405.00	0.00	110,405.00	2,302.00	14,846.30	93,256.70	93,256.70
427.599	EXPL ENRICHMNT W/BROOME BOCES	14,746.00	0.00	14,746.00	14,746.00	1,474.60	-1,474.60	-1,474.60
430.000	DISTANCE LEARNING BASE-COORD	104,953.00	0.00	104,953.00	35,843.74	59,845.91	9,263.35	9,263.35
430.001	DISTANCE LEARNING DIST SPEC	44,875.00	0.00	44,875.00	0.00	1,330.00	43,545.00	43,545.00
430.002	VIRTUAL WORLD PROJECT	61,524.00	0.00	61,524.00	13,155.96	19,185.42	29,182.62	29,182.62
430.003	VIRTUAL WORLD PROJ-SCI FAIR STIPEND	18,500.00	0.00	18,500.00	7,167.56	0.00	11,332.44	11,332.44
430.006	VIRTUAL WORLD PROJ-RIVER CITY	1,300.00	0.00	1,300.00	0.00	0.00	1,300.00	1,300.00
430.007	DL-ADVANCED ACADEMICS BASE	99,092.00	8,825.00	107,917.00	31,568.60	43,027.37	33,321.03	33,321.03
430.008	DL-ADVANCED ACADEMICS DIST SPEC	246,280.00	49,800.00	296,080.00	22,438.91	191,093.75	82,547.34	82,547.34
432.495	DISTANCE LEARNING W/WFL BOCES	2,103.00	0.00	2,103.00	0.00	0.00	2,103.00	2,103.00
433.496	DISTANCE LEARNING W/MON 2 BOCES	4,340.00	0.00	4,340.00	0.00	0.00	4,340.00	4,340.00
438.594	DISTANCE LEARNING W/ OCM BOCES	56,772.00	0.00	56,772.00	11,354.40	45,417.60	0.00	0.00
439.499	EXPL ENRICHMNT W/CAEW BOCES	1,272.00	0.00	1,272.00	0.00	0.00	1,272.00	1,272.00
440.493	SUMMER SCHOOL W/ GV BOCES	2,117.00	0.00	2,117.00	0.00	0.00	2,117.00	2,117.00
501.000	ED COMM CENTER - COURIER	0.00	0.00	0.00	89.76	0.00	-89.76	-89.76
502.000	EDUCATIONAL TELEVISION	0.00	0.00	0.00	160.07	0.00	-160.07	-160.07
505.494	ED COMM-MUSIC LIB-MONROE #1 BOCES	1,992.00	0.00	1,992.00	796.26	1,194.42	1.32	1.32
506.000	CURRICULUM DEVELOPMENT	876,943.00	14,570.00	891,513.00	302,558.87	519,941.05	69,013.08	68,928.68
506.001	CURRICULUM DEVELOPMENT-STIPENDS	71,200.00	0.00	71,200.00	37,081.29	0.00	34,118.71	34,118.71
506.002	CURRICULUM DEVELOPMENT-SUBS	75,200.00	9,630.00	84,830.00	0.00	84,830.00	0.00	0.00
507.000	INTER SCHLSTIC SPORTS COORD-V	9,624.00	0.00	9,624.00	1,271.90	5,067.42	3,284.68	3,284.68
508.000	LIBRARY SERVICE/MEDIA (BASE)	82,908.00	0.00	82,908.00	25,963.64	40,611.71	16,332.65	16,332.65
508.001	LIBRY SVC-DATABASES	162,242.00	-8,992.00	153,250.00	141,188.90	3,091.50	8,969.60	8,969.60
508.002	LIBRY SVC-COOPERATIVE COLLECTION DV	85,907.00	11,546.00	97,453.00	26,482.05	35,015.70	35,955.25	35,955.25
511.000	PRINTING	847,380.00	201,726.00	1,049,106.00	462,974.79	444,844.86	141,286.35	141,286.35
511.005	PRINTING - COURIER	210,334.00	0.00	210,334.00	59,660.64	17,837.44	132,835.92	132,835.92
512.000	COMP SVC-CAI/LAN	771,724.00	0.00	771,724.00	210,603.06	294,097.91	267,023.03	267,023.03
512.001	COMP SVC-CAI/LAN DIST SPEC	1,688,689.00	26,500.00	1,715,189.00	966,034.01	200,075.75	549,079.24	545,999.29
513.000	LIBRARY AUTOMATION (BASE)	211,835.00	0.00	211,835.00	52,393.49	88,248.54	71,192.97	71,192.97
513.001	LIBRARY AUTOMATION-DIST SPECIFIC	11,045.00	-92.00	10,953.00	7,131.00	100.00	3,722.00	3,722.00
513.002	LIBRARY AUTOMATION-MANDARIN	42,840.00	810.00	43,650.00	42,970.00	0.00	680.00	680.00
513.003	LIBRARY AUTOMATION-ALEXANDRIA	2,397.00	192.00	2,589.00	2,589.00	0.00	0.00	0.00

# GREATER SOUTHERN TIER BOCES

Budget Status Report As Of: 11/30/2015

Fiscal Year: 2016

## Fund: A GENERAL FUND

Budget Account	Description	Initial Budget	Adjustments	Current Budget	Year-to-Date Expenditures	Encumbrances Outstanding	Unencumbered Balance	Available Balance
514.000	EXTRA CURR COORD ACADEMIC ALL STARS	12,765.00	0.00	12,765.00	2,789.10	8,137.62	1,838.28	1,838.28
516.000	PLANNING/INSTR-GRANT WRITING	962,276.00	0.00	962,276.00	254,270.45	359,738.50	348,267.05	347,727.07
517.000	COORD, OTHER-CENTRAL	32,250.00	0.00	32,250.00	30,590.10	128,010.93	-126,351.03	-126,351.03
518.000	COORDINATOR OF HOME INSTRUCTION	57,319.00	0.00	57,319.00	11,280.29	16,381.83	29,656.88	29,656.88
520.000	COMPREHENSIVE SUPPORT SERVICES	67,464.00	0.00	67,464.00	10,153.83	31,685.33	25,624.84	25,624.84
522.000	EQUIPMENT REPAIR-AV	70,520.00	0.00	70,520.00	30,561.50	44,716.16	-4,757.66	-4,757.66
522.001	EQUIPMENT REPAIR-MICRO	271,052.00	0.00	271,052.00	80,107.33	108,377.04	82,567.63	82,567.63
523.493	INTER-SCHOL COOR-W/ GV BOCES	5,790.00	110.00	5,900.00	1,277.13	4,732.87	-110.00	-110.00
525.000	STAFF DVLPMT-CURR MENTOR-BASE	573,860.00	-114,772.00	459,088.00	144,826.88	322,562.39	-8,301.27	-8,301.27
525.001	STAFF DVLPMT-CURR MENTOR-SUBS	71,970.00	-9,630.00	62,340.00	0.00	62,340.00	0.00	0.00
525.002	STAFF DVLP-CURR MENTOR-SUMMER	29,437.00	0.00	29,437.00	5,684.56	2,151.74	21,600.70	21,600.70
525.003	STF DVLP-CURR MNTR-SUMMER STIPND	60,920.00	0.00	60,920.00	56,478.25	0.00	4,441.75	4,441.75
525.004	STAFF DVLPMT-STEM MENTORS	989,910.00	28,693.00	1,018,603.00	234,845.90	504,435.65	279,321.45	279,321.45
525.005	STAFF DVLPMT-STEM CURR MAP	0.00	0.00	0.00	1,501.05	0.00	-1,501.05	-1,501.05
525.006	STAFF DVLPMT-STEM SUBS	120,968.00	258.00	121,226.00	0.00	120,968.00	258.00	258.00
525.007	STAFF DVLPMT-STEM STIPENDS	500.00	0.00	500.00	42,981.94	0.00	-42,481.94	-42,481.94
525.008	STAFF DVLPMT-STEM EVALS	43,200.00	0.00	43,200.00	0.00	0.00	43,200.00	43,200.00
526.691	INTER-SCHOL COOR-DCMO	28,693.00	69.00	28,762.00	8,628.31	20,132.72	0.97	0.97
527.000	INSTR MAT DEVEL-ELEM SCIENCE	232,756.00	3,225.00	235,981.00	77,884.72	100,591.61	57,504.67	57,504.67
527.001	DISCRETIONARY-ELEM SCIENCE	462,961.00	28,192.00	491,153.00	255,364.10	48,049.40	187,739.50	186,423.81
527.002	INSTR MAT DEVEL-SCI DISCOVERY CTR	4,322.00	0.00	4,322.00	2,202.14	1,754.21	365.65	365.65
527.003	SCI DISCOVERY CTR-DIST SPEC	43,213.00	0.00	43,213.00	4,602.00	38,611.00	0.00	0.00
528.000	IND-ED ACT COOR-CDC	372,434.00	0.00	372,434.00	86,482.04	146,663.57	139,288.39	139,288.39
528.002	IND-ED ACT COOR-CDC INTERNSHIPS	35,005.00	0.00	35,005.00	8,065.51	17,624.69	9,314.80	9,314.80
528.005	IND-ED ACT COOR-CDC YOUTH LEADERSHIP	6,750.00	1,000.00	7,750.00	640.65	1,141.13	5,968.22	5,968.22
528.008	IND-ED ACT COOR-CDC ADDL CAREER SV	101,822.00	0.00	101,822.00	19,426.21	47,327.44	35,068.35	35,068.35
535.499	Equipment Repair XC	8,199.00	0.00	8,199.00	2,966.50	5,232.50	0.00	0.00
536.000	MODEL SCHOOLS-BASE	78,111.00	0.00	78,111.00	16,706.29	24,329.98	37,074.73	37,074.73
536.001	MODEL SCHOOLS-DIST SPEC	24,043.00	0.00	24,043.00	11,411.40	0.00	12,631.60	12,631.60
537.000	SCH CURR-BASE	215,921.00	0.00	215,921.00	35,238.23	60,531.31	120,151.46	120,151.46
537.001	SCH CURR-WORKSHOPS	434,276.00	0.00	434,276.00	108,017.35	84,096.51	242,162.14	242,162.14
537.002	SCH CURR-DATA ANALYSIS	150,480.00	0.00	150,480.00	58,565.79	83,190.26	8,723.95	8,723.95
537.003	SCH CURR-LEADERSHIP	21,000.00	0.00	21,000.00	11,357.37	0.00	9,642.63	9,642.63
537.004	SCH CURR-SUB REIMBURSEMENT	60,139.00	0.00	60,139.00	0.00	60,139.00	0.00	0.00
537.005	SCH CURR-WORKSHOPS-DISTRICT SPEC	85,850.00	0.00	85,850.00	11,521.63	32,446.05	41,882.32	41,882.32
537.006	SCH CURR-STIPENDS	127,779.00	0.00	127,779.00	87,658.78	0.00	40,120.22	40,120.22
537.007	SCH CURR-SUPT RETREAT	6,300.00	0.00	6,300.00	0.00	0.00	6,300.00	6,300.00
537.008	SCH CURR-NYSCOSS	2,100.00	0.00	2,100.00	1,328.47	871.53	-100.00	-100.00
537.010	SCH CURR-NETWORK TEAMS	66,000.00	0.00	66,000.00	17,263.49	21,819.81	26,916.70	26,916.70

# GREATER SOUTHERN TIER BOCES

Budget Status Report As Of: 11/30/2015

Fiscal Year: 2016

## Fund: A GENERAL FUND

Budget Account	Description	Initial Budget	Adjustments	Current Budget	Year-to-Date Expenditures	Encumbrances Outstanding	Unencumbered Balance	Available Balance
537.011	SCH CURR-ORGANIZ DEVELOP	0.00	0.00	0.00	9,841.95	3,654.28	-13,496.23	-13,496.23
537.012	SCH CURR-REGIONAL SCORING	237,553.00	0.00	237,553.00	3,994.77	15,923.02	217,635.21	217,635.21
540.698	STAFF DEV W/PUTNAM WESTCHESTER BOCE	0.00	3,600.00	3,600.00	3,600.00	0.00	0.00	0.00
545.496	SCH CURR-W/MONROE #2 BOCES	14,038.00	0.00	14,038.00	0.00	0.00	14,038.00	14,038.00
547.591	School/Curriculum Improvement Plann	43,800.00	0.00	43,800.00	18,250.00	25,550.00	0.00	0.00
550.591	COMPUTER SVC, INSTR W/ ERIE 1 BOCES	943,312.00	209,405.00	1,152,717.00	446,305.71	707,202.29	-791.00	-791.00
552.599	SCH CURR-W/BROOME-TIOGA BOCES	9,536.00	0.00	9,536.00	2,188.47	0.00	7,347.53	7,347.53
555.591	MODEL SCHOOLS W/ERIE 1 BOCES	44,000.00	0.00	44,000.00	13,200.00	30,800.00	0.00	0.00
556.693	MODEL SCHOOLS W/TST BOCES	795.00	0.00	795.00	0.00	0.00	795.00	795.00
558.693	SCH CURR-W/TST BOCES	12,080.00	0.00	12,080.00	4,800.00	7,200.00	80.00	80.00
559.693	SUBSTANCE ABUSE INFO W/ TST	0.00	6,827.00	6,827.00	2,680.59	4,145.91	0.50	0.50
562.493	SCH CURR-W/GEN VALLEY BOCES	300.00	200.00	500.00	88.89	311.11	100.00	100.00
568.596	MODEL SCHOOLS W/ ALBANY BOCES	1,040.00	0.00	1,040.00	1,040.00	0.00	0.00	0.00
569.495	INTER-SCHOL COOR-W/ WFL BOCES	315.00	0.00	315.00	0.00	0.00	315.00	315.00
574.595	SIP W/ HERKIMER-FULTON-HAMILTON-OTS	0.00	0.00	0.00	270.00	630.00	-900.00	-900.00
575.495	COMPUTER SVC, INSTR W/ WFL	0.00	0.00	0.00	700.00	0.00	-700.00	-700.00
602.001	HLTH COORD-STEUBEN PLAN	107,891.00	0.00	107,891.00	30,358.94	49,721.37	27,810.69	22,810.69
602.002	WORKERS COMP COORD	42,240.00	0.00	42,240.00	20,112.77	16,190.25	5,936.98	5,936.98
605.001	CSC-TELECOM	-950,767.00	0.00	-950,767.00	144,256.57	223,229.01	-1,318,252.58	-1,318,252.58
605.002	CSC-DESKTOP	2,511,323.00	65,869.00	2,577,192.00	798,054.43	1,158,999.08	620,138.49	620,138.49
605.003	CSC-EMAIL	94,874.00	0.00	94,874.00	36,810.48	34,253.95	23,809.57	23,809.57
605.005	CSC-INST TECH	159,302.00	0.00	159,302.00	46,472.62	67,779.25	45,050.13	45,050.13
605.006	CSC-SERVER	411,376.00	0.00	411,376.00	155,590.39	166,721.23	89,064.38	89,064.38
605.007	CSC-ON-LINE	440,616.00	22,814.00	463,430.00	112,536.49	93,426.57	257,466.94	257,466.94
605.008	CSC-ON-LINE/DIST SPEC	3,284,457.00	131,331.00	3,415,788.00	2,016,895.11	907,705.33	491,187.56	461,882.57
605.009	CSC-DOC IMAGING	134,599.00	6,377.00	140,976.00	27,560.08	46,423.10	66,992.82	66,992.82
605.010	CSC-STUDENT MGT SYS-BASE	894,919.00	500.00	895,419.00	248,585.48	312,879.69	333,953.83	333,953.83
605.011	CSC-STUDENT MGT SYS-DIST SPEC	86,412.00	0.00	86,412.00	60,211.73	13,432.50	12,767.77	12,767.77
605.012	CSC-FINANCIAL	732,985.00	-2,059.00	730,926.00	314,048.20	264,120.44	152,757.36	151,063.36
605.013	CSC-DSRS	1,259,803.00	0.00	1,259,803.00	428,446.38	611,031.51	220,325.11	220,325.11
605.014	CSC-SAS	134,416.00	0.00	134,416.00	45,389.23	66,220.92	22,805.85	22,805.85
605.015	CSC-TEST SCORING-BASE	601,506.00	5,105.00	606,611.00	242,690.52	233,732.00	130,188.48	130,188.48
605.016	CSC-TEST SCORING-DIST SPEC	444,630.00	1,080.00	445,710.00	374,005.23	4,482.00	67,222.77	67,222.77
605.017	CSC-IDEAS	122,447.00	9,155.00	131,602.00	36,737.14	46,704.45	48,160.41	48,160.41
605.018	CSC-INTERNET	350,913.00	0.00	350,913.00	107,774.19	149,793.28	93,345.53	93,345.53
605.020	CSC-CLEAR TRACK 200	218,178.00	0.00	218,178.00	111,506.69	69,023.68	37,647.63	37,647.63
605.021	CSC-CAFETERIA POS-BASE	179,754.00	295.00	180,049.00	50,464.31	80,545.07	49,039.62	49,039.62
605.022	CSC-CAFETERIA POS-DIST SPEC	3,835.00	0.00	3,835.00	526.00	0.00	3,309.00	3,309.00
605.023	CSC-ID CARDS	3,570.00	0.00	3,570.00	1,218.64	0.00	2,351.36	2,351.36

# GREATER SOUTHERN TIER BOCES

Budget Status Report As Of: 11/30/2015

Fiscal Year: 2016

## Fund: A GENERAL FUND

Budget Account	Description	Initial Budget	Adjustments	Current Budget	Year-to-Date Expenditures	Encumbrances Outstanding	Unencumbered Balance	Available Balance
605.024	CSC-MEDICAID REIMBURSEMENT	150,396.00	0.00	150,396.00	64,278.60	57,352.03	28,765.37	28,765.37
605.025	CSC-METERING & MANAGEMENT	10,800.00	0.00	10,800.00	10,080.00	0.00	720.00	720.00
605.026	CSC-SHARED CIO SERVICE	183,882.00	0.00	183,882.00	71,335.39	76,923.44	35,623.17	35,623.17
605.027	CSC-VOIP	580,460.00	0.00	580,460.00	251,391.81	192,449.34	136,618.85	136,618.85
605.028	CSC-BACKUP SERVICE	237,501.00	0.00	237,501.00	81,626.52	67,460.25	88,414.23	88,414.23
605.029	CSC-SECURITY	230,979.00	0.00	230,979.00	57,212.60	110,983.90	62,782.50	62,782.50
605.030	CSC-ENHANCED MEDICAID COORDINATION	29,133.00	0.00	29,133.00	4,174.79	0.00	24,958.21	24,958.21
605.031	FAX SERVICE	19,650.00	0.00	19,650.00	3,577.38	11,429.34	4,643.28	4,643.28
606.000	SUBSTITUTE COORDINATION	112,793.00	0.00	112,793.00	46,226.03	32,623.61	33,943.36	33,943.36
607.000	STAFF DEVELOPMENT: BUS DRIVERS	1,700.00	0.00	1,700.00	0.00	0.00	1,700.00	1,700.00
608.000	NEGOTIATIONS (LABOR RELATIONS)	293,053.00	0.00	293,053.00	93,684.73	137,291.70	62,076.57	61,343.57
609.000	SAFETY/RISK MGT-BASE	730,775.00	170.00	730,945.00	219,070.96	317,256.13	194,617.91	194,617.91
610.000	EMPLOYEE ASSISTANCE PROGRAM	104,900.00	0.00	104,900.00	39,379.07	56,980.09	8,540.84	8,540.84
611.000	TRANS OTHER-DRUG TESTING	54,046.00	0.00	54,046.00	4,303.15	8,256.07	41,486.78	41,486.78
612.000	CBO-BASE	3,724,379.00	3,457.00	3,727,836.00	1,057,857.90	1,518,536.99	1,151,441.11	1,151,441.11
612.001	CBO-DISTRICT SPECIFIC NON-AIDABLE	24,900.00	312.00	25,212.00	4,223.60	18,238.40	2,750.00	2,750.00
612.002	CBO-DISTRICT SPECIFIC	10,506.00	306.00	10,812.00	947.17	2,378.56	7,486.27	7,486.27
614.001	PUBLIC INFO-BASE	144,718.00	0.00	144,718.00	95,695.20	143,312.50	-94,289.70	-94,289.70
614.001	PUBLIC INFO-WEB DESIGN	0.00	0.00	0.00	0.00	0.00	0.00	0.00
615.592	PLNG SVCS MGMT (ST AID) W/QUESTAR	65,310.00	4,430.00	69,740.00	69,740.00	0.00	0.00	0.00
616.594	COOP BDNG COORD (ENERGY) W/OCM BOCE	31,600.00	0.00	31,600.00	6,748.00	26,992.00	-2,140.00	-2,140.00
617.000	SCHOOL FOOD MANAGEMENT: CENTRAL	1,734,508.00	0.00	1,734,508.00	469,682.80	870,126.33	394,698.87	394,698.87
618.000	GASB-45 PLANNING AND VALUATION SERV	51,050.00	0.00	51,050.00	3,151.05	55,910.13	-8,011.18	-8,011.18
619.000	FINGERPRINTING	0.00	0.00	0.00	11.38	0.00	-11.38	-11.38
620.596	PUBLIC INFO-BASE	47,032.00	0.00	47,032.00	15,677.28	31,354.72	0.00	0.00
621.494	TRANSPORTATION HANDICAPP W/ MONROE	0.00	2,918.00	2,918.00	729.28	2,188.72	0.00	0.00
623.000	COOP AD/RECRUITING-BASE	9,068.00	0.00	9,068.00	2,578.88	3,768.02	2,721.10	2,721.10
623.001	COOP AD/RECRUITING-DIST SPEC	72,592.00	0.00	72,592.00	56,236.77	62,284.33	-45,929.10	-45,929.10
624.000	STAFF DEV: BOARD OF ED	21,000.00	0.00	21,000.00	4,279.11	8,424.25	8,296.64	8,296.64
624.001	SCH BOARD TRAINING	0.00	0.00	0.00	636.35	1,763.65	-2,400.00	-2,400.00
627.495	Staff Development: Clerical w/ WFL	1,182.00	0.00	1,182.00	0.00	0.00	1,182.00	1,182.00
629.591	COMPUTER SERVICE:MGMT W/ ERIE 1 BOC	2,825,612.00	376,371.00	3,201,983.00	1,261,303.80	1,940,678.20	1.00	1.00
630.597	CSC-X-CONT MADISON-ONEIDA BOCES	13,848.00	0.00	13,848.00	2,753.40	6,424.60	4,670.00	4,670.00
631.694	CSC-X-CONT E SUFFOLK	16,406.00	0.00	16,406.00	0.00	0.00	16,406.00	16,406.00
633.493	HLTH CARE COORD W/GV BOCES	55,370.00	19,159.00	74,529.00	20,677.77	48,248.17	5,603.06	5,603.06
634.495	STAFF DEVELOP: BUS DRIVERS W/WFL	437.00	0.00	437.00	0.00	0.00	437.00	437.00
635.493	NEGOTIATIONS(LBR RELTNS) W/GV BOCES	20,043.00	-2,469.00	17,574.00	3,905.34	13,668.66	0.00	0.00
636.497	NEGOTIATIONS(LBR RELTNS) W/C-O BOCE	25,370.00	0.00	25,370.00	7,611.00	17,759.00	0.00	0.00
637.493	COOP BIDNG COORD(FOOD SVC) W/GV	215.00	0.00	215.00	0.00	0.00	215.00	215.00

# GREATER SOUTHERN TIER BOCES

Budget Status Report As Of: 11/30/2015

Fiscal Year: 2016

## Fund: A GENERAL FUND

Budget Account	Description	Initial Budget	Adjustments	Current Budget	Year-to-Date Expenditures	Encumbrances Outstanding	Unencumbered Balance	Available Balance
638.495	COOP BIDDING COORD(ENERGY)W/WFL	19,125.00	0.00	19,125.00	0.00	0.00	19,125.00	19,125.00
639.596	GASB-45 PLANNING SRV W/CAPITAL BOCE	0.00	7,102.00	7,102.00	7,101.12	0.88	0.00	0.00
640.495	COOP AD/RECRUITING-WFL	8,000.00	0.00	8,000.00	0.00	0.00	8,000.00	8,000.00
641.496	COOP AD/RECRUITING-MON #2	6,089.00	-829.00	5,260.00	1,168.90	4,091.10	0.00	0.00
643.499	NEGOTIATIONS(LBR RELTNS) W/CAEW BOC	1,910.00	-550.00	1,360.00	408.00	952.00	0.00	0.00
646.491	Computer Service: Management XC	11,992.00	0.00	11,992.00	0.00	0.00	11,992.00	11,992.00
647.499	STAFF DEVELOP: BUS DRIVERS W/CA BOC	600.00	0.00	600.00	0.00	0.00	600.00	600.00
648.698	RECRUITING W/ PUTNAM BOCES	3,486.00	6,828.00	10,314.00	2,062.80	8,251.20	0.00	0.00
649.493	STAFF DEVELOP: BUS DRIVERS W/GV BOC	495.00	0.00	495.00	0.00	0.00	495.00	495.00
651.495	COMPUTER SERVICE MANAGEMENT W/ WFL	1,196.00	25.00	1,221.00	488.16	757.23	-24.39	-24.39
653.594	COMPUTER SERVICE MANAGEMENT W/ OCM	1,250.00	-1,250.00	0.00	0.00	0.00	0.00	0.00
659.591	POLICY MANUAL SERVICE-ERIE 1	45,709.00	-8,800.00	36,909.00	16,360.27	23,080.73	-2,532.00	-2,532.00
665.691	COOPERATIVE BID/SUPPLIES-DCMO	60,441.00	-60.00	60,381.00	18,114.21	42,266.50	0.29	0.29
666.693	WASTE REMOVAL-TST	11,892.00	-599.00	11,293.00	4,516.93	6,775.41	0.66	0.66
669.693	ENERGY MANAGEMENT W/ TST BOCES	45,243.00	0.00	45,243.00	18,097.20	27,145.80	0.00	0.00
701.000	O & M- BUSH CAMPUS	-1,540,196.00	0.00	-1,540,196.00	721,584.95	1,114,204.41	-3,375,985.36	-3,375,985.36
701.100	O & M- CPRS CAMPUS	660,046.00	0.00	660,046.00	217,251.97	309,548.90	133,245.13	129,820.13
701.200	O & M- WW CAMPUS	675,600.00	0.00	675,600.00	171,869.53	280,892.70	222,837.77	220,912.77
701.300	O & M- ALL CAMPUSES	204,550.00	0.00	204,550.00	58,816.38	16,327.62	129,406.00	129,406.00
702.000	Special Education Supervision	0.00	0.00	0.00	149,219.24	221,300.01	-370,519.25	-370,519.25
703.000	ISC-ADMIN	0.00	0.00	0.00	23,728.00	34,918.07	-58,646.07	-58,646.07
704.000	MSC ADMIN	0.00	0.00	0.00	91,379.81	133,550.93	-224,930.74	-224,930.74
705.000	COMPUTER SVC-ADMIN	0.00	0.00	0.00	179,198.40	252,994.28	-432,192.68	-432,192.68
725.000	OCC THRPHY RELATED SVC	0.00	0.00	0.00	115,095.32	316,102.75	-431,198.07	-431,198.07
726.000	PHY THRPHY RELATED SVC	0.00	0.00	0.00	58,588.41	186,925.27	-245,513.68	-245,513.68
728.000	VISION RELATED SVC	0.00	0.00	0.00	5,473.66	18,729.57	-24,203.23	-24,203.23
729.000	SPEECH RELATED SVC	0.00	0.00	0.00	202,512.54	512,404.56	-714,917.10	-714,917.10
731.000	ADAPTED PE RELATED SVC	0.00	0.00	0.00	22,120.95	56,892.79	-79,013.74	-79,013.74
732.000	ONE ON ONE AIDE RELATED SVC	0.00	0.00	0.00	232,174.82	555,060.62	-787,235.44	-787,235.44
734.000	COUNSELING RELATED SVC	0.00	0.00	0.00	260,350.54	827,058.84	-1,087,409.38	-1,087,409.38
737.000	ONE ON ONE NURSE-RN REL SVC	0.00	0.00	0.00	0.00	0.00	0.00	0.00
737.001	ONE ON ONE NURSE-LPN REL SVC	0.00	0.00	0.00	26,188.32	78,522.26	-104,710.58	-104,710.58
<b>Total GENERAL FUND</b>		<b>90,584,171.00</b>	<b>1,579,797.00</b>	<b>92,163,968.00</b>	<b>26,836,814.13</b>	<b>41,670,095.06</b>	<b>23,657,058.81</b>	<b>23,540,967.68</b>

# GREATER SOUTHERN TIER BOCES

Budget Status Report As Of: 11/30/2015

Fiscal Year: 2016

Fund: A GENERAL FUND

## Selection Criteria

Criteria Name: Last Run

Fund: A

Budget type: Current Year

As Of Date: 11/30/2015

Suppress budgetcodes with no activity

Print Summary Only

Show Available Balance, not service

Sort by: Fund/Service

Printed by Janice Conley

**GREATER SOUTHERN TIER BOCES**  
Revenue Status Report As Of: 11/30/2015  
Fiscal Year: 2016  
Fund: A GENERAL FUND

Revenue Account	Service	Description	Original Estimate	Adjustments	Current Estimate	Year-to-Date	Anticipated Balance	Excess Revenue
<b>001.000 ADMINISTRATION</b>								
2250-000	Chrgs to Components-Adm/Rent		7,022,347.00	0.00	7,022,347.00	0.00	7,022,347.00	0.00
2401-000	Interest and Earnings		0.00	0.00	0.00	3,409.08	0.00	3,409.08
2401-001	PREMIUM ON OBLIGATIONS		0.00	0.00	0.00	51,590.00	0.00	51,590.00
2701-000	Refunds Prior Years Expenses		0.00	0.00	0.00	6,477.11	0.00	6,477.11
2770-000	Unclassified Revenues		50,000.00	0.00	50,000.00	5,544.64	44,455.36	0.00
	Subtotal of 001.000 ADMINISTRATION		7,072,347.00	0.00	7,072,347.00	67,020.83	7,066,802.36	61,476.19
<b>002.000 RENTAL OF FACILITIES</b>								
2250-000	Chrgs to Components-Adm/Rent		751,615.00	0.00	751,615.00	0.00	751,615.00	0.00
	Subtotal of 002.000 RENTAL OF FACILITIES		751,615.00	0.00	751,615.00	0.00	751,615.00	0.00
<b>002.010 TRANSFER TO CAPITAL FUND</b>								
2250-000	Chrgs to Components-Adm/Rent		1,400,000.00	0.00	1,400,000.00	0.00	1,400,000.00	0.00
	Subtotal of 002.010 TRANSFER TO CAPITAL FUND		1,400,000.00	0.00	1,400,000.00	0.00	1,400,000.00	0.00
<b>002.020 DEBT SERVICE - EPC</b>								
2250-000	Chrgs to Components-Adm/Rent		702,152.00	0.00	702,152.00	0.00	702,152.00	0.00
2770-000	Unclassified Revenues		0.00	0.00	0.00	140,094.00	0.00	140,094.00
	Subtotal of 002.020 DEBT SERVICE - EPC		702,152.00	0.00	702,152.00	140,094.00	702,152.00	140,094.00
<b>101.000 CAREER AND TECHNICAL EDUCATION</b>								
1310-000	Day School Tuition		15,000.00	0.00	15,000.00	0.00	15,000.00	0.00
2252-000	Chrgs to Components-Services		15,638,246.00	0.00	15,638,246.00	0.00	15,638,246.00	0.00
2254-000	Chrgs to Other Boces-Services		0.00	51,695.00	51,695.00	6,461.89	45,233.11	0.00
2770-000	Unclassified Revenues		0.00	0.00	0.00	149.06	0.00	149.06
3289-000	Other State Aid		0.00	0.00	0.00	200,000.00	0.00	200,000.00
	Subtotal of 101.000 CAREER AND TECHNICAL EDUCATION		15,653,246.00	51,695.00	15,704,941.00	206,610.95	15,698,479.11	200,149.06
<b>101.100 CTE-CPRS CAMPUS</b>								
2701-000	Refunds Prior Years Expenses		0.00	0.00	0.00	121.08	0.00	121.08
	Subtotal of 101.100 CTE-CPRS CAMPUS		0.00	0.00	0.00	121.08	0.00	121.08
<b>101.106 CTE-CPRS-AUTO BODY</b>								
1422-000	Organized Activity Income		0.00	0.00	0.00	61.00	0.00	61.00
	Subtotal of 101.106 CTE-CPRS-AUTO BODY		0.00	0.00	0.00	61.00	0.00	61.00
<b>101.107 CTE-CPRS-AUTO MECHANICS</b>								
1422-000	Organized Activity Income		0.00	0.00	0.00	1,540.16	0.00	1,540.16

\* Estimated revenue for Carryover Encumbrances from the prior fiscal year will not be realized. These are estimates to balance the budget

**GREATER SOUTHERN TIER BOCES**

Revenue Status Report As Of: 11/30/2015

Fiscal Year: 2016

Fund: A GENERAL FUND

Revenue Account	Service	Description	Original Estimate	Adjustments	Current Estimate	Year-to-Date	Anticipated Balance	Excess Revenue
2701-000 Refunds Prior Years Expenses			0.00	0.00	0.00	526.00	0.00	526.00
Subtotal of 101.107 CTE-CPRS-AUTO MECHANICS			0.00	0.00	0.00	2,066.16	0.00	2,066.16
101.110 CTE-CPRS-AGRICULTURE								
1422-000 Organized Activity Income			0.00	0.00	0.00	1,400.00	0.00	1,400.00
2701-000 Refunds Prior Years Expenses			0.00	0.00	0.00	82.00	0.00	82.00
Subtotal of 101.110 CTE-CPRS-AGRICULTURE			0.00	0.00	0.00	1,482.00	0.00	1,482.00
101.145 CTE-CPRS-CONSTRUCTION TRADES								
1422-000 Organized Activity Income			0.00	0.00	0.00	1,549.07	0.00	1,549.07
Subtotal of 101.145 CTE-CPRS-CONSTRUCTION TRADES			0.00	0.00	0.00	1,549.07	0.00	1,549.07
101.190 CTE-CPRS-CULINARY ARTS								
1422-000 Organized Activity Income			0.00	0.00	0.00	733.92	0.00	733.92
Subtotal of 101.190 CTE-CPRS-CULINARY ARTS			0.00	0.00	0.00	733.92	0.00	733.92
101.206 CTE - BUSH - AUTO BODY REPAIR								
1422-000 Organized Activity Income			0.00	0.00	0.00	839.72	0.00	839.72
2701-000 Refunds Prior Years Expenses			0.00	0.00	0.00	11,454.00	0.00	11,454.00
Subtotal of 101.206 CTE - BUSH - AUTO BODY REPAIR			0.00	0.00	0.00	12,293.72	0.00	12,293.72
101.207 CTE - BUSH - AUTO MECHANICS								
1422-000 Organized Activity Income			0.00	0.00	0.00	2,392.27	0.00	2,392.27
Subtotal of 101.207 CTE - BUSH - AUTO MECHANICS			0.00	0.00	0.00	2,392.27	0.00	2,392.27
101.213 CTE - BUSH - WELDING								
2665-000 Sales-Equipment			0.00	0.00	0.00	76.50	0.00	76.50
Subtotal of 101.213 CTE - BUSH - WELDING			0.00	0.00	0.00	76.50	0.00	76.50
101.215 CTE - BUSH - COSMETOLOGY								
1422-000 Organized Activity Income			0.00	0.00	0.00	13,380.00	0.00	13,380.00
2701-000 Refunds Prior Years Expenses			0.00	0.00	0.00	99.33	0.00	99.33
Subtotal of 101.215 CTE - BUSH - COSMETOLOGY			0.00	0.00	0.00	13,479.33	0.00	13,479.33
101.216 CTE - BUSH - CHEF/COOK								
1422-000 Organized Activity Income			0.00	0.00	0.00	2,964.01	0.00	2,964.01
Subtotal of 101.216 CTE - BUSH - CHEF/COOK			0.00	0.00	0.00	2,964.01	0.00	2,964.01
101.217 CTE - BUSH - PRE-VOCATIONAL								

\* Estimated revenue for Carryover Encumbrances from the prior fiscal year will not be realized.

These are estimates to balance the budget

**GREATER SOUTHERN TIER BOCES**

Revenue Status Report As Of: 11/30/2015

Fiscal Year: 2016

Fund: A GENERAL FUND

Revenue Account	Service	Description	Original Estimate	Adjustments	Current Estimate	Year-to-Date	Anticipated Balance	Excess Revenue
2665-000	Sales-Equipment		0.00	0.00	0.00	979.07	0.00	979.07
Subtotal of 101.217 CTE - BUSH - PRE-VOCATIONAL			0.00	0.00	0.00	979.07	0.00	979.07
101.220 CTE - BUSH - NURSE ASSISTING								
2701-000	Refunds Prior Years Expenses		0.00	0.00	0.00	35.00	0.00	35.00
Subtotal of 101.220 CTE - BUSH - NURSE ASSISTING			0.00	0.00	0.00	35.00	0.00	35.00
101.222 CTE - BUSH - AUTO MECHANICS 2								
1422-000	Organized Activity Income		0.00	0.00	0.00	3,147.60	0.00	3,147.60
2701-000	Refunds Prior Years Expenses		0.00	0.00	0.00	205.00	0.00	205.00
Subtotal of 101.222 CTE - BUSH - AUTO MECHANICS 2			0.00	0.00	0.00	3,352.60	0.00	3,352.60
101.307 CTE-WW-AUTO TECH								
1422-000	Organized Activity Income		0.00	0.00	0.00	933.19	0.00	933.19
2701-000	Refunds Prior Years Expenses		0.00	0.00	0.00	8.87	0.00	8.87
Subtotal of 101.307 CTE-WW-AUTO TECH			0.00	0.00	0.00	942.06	0.00	942.06
105.493 CTE CROSS CONTRACT W/ GV BOCES								
2252-000	Chrgs to Components-Services		0.00	31,920.00	31,920.00	0.00	31,920.00	0.00
Subtotal of 105.493 CTE CROSS CONTRACT W/ GV BOCES			0.00	31,920.00	31,920.00	0.00	31,920.00	0.00
203.220 S/P 1:12:1-ACADEMIC DELAY								
2252-000	Chrgs to Components-Services		748,992.00	-15,936.00	733,056.00	0.00	733,056.00	0.00
Subtotal of 203.220 S/P 1:12:1-ACADEMIC DELAY			748,992.00	-15,936.00	733,056.00	0.00	733,056.00	0.00
203.225 S/P 1:12:1-AD- RS OT								
2252-000	Chrgs to Components-Services		7,680.00	-3,840.00	3,840.00	0.00	3,840.00	0.00
Subtotal of 203.225 S/P 1:12:1-AD- RS OT			7,680.00	-3,840.00	3,840.00	0.00	3,840.00	0.00
203.226 S/P 1:12:1-AD- RS PT								
2252-000	Chrgs to Components-Services		3,280.00	4,920.00	8,200.00	0.00	8,200.00	0.00
Subtotal of 203.226 S/P 1:12:1-AD- RS PT			3,280.00	4,920.00	8,200.00	0.00	8,200.00	0.00
203.229 S/P 1:12:1-AD- RS SPCH								
2252-000	Chrgs to Components-Services		41,640.00	-26,045.00	15,595.00	0.00	15,595.00	0.00
Subtotal of 203.229 S/P 1:12:1-AD- RS SPCH			41,640.00	-26,045.00	15,595.00	0.00	15,595.00	0.00
203.231 S/P 1:12:1-AD-RS AD PE								
2252-000	Chrgs to Components-Services		7,920.00	-7,920.00	0.00	0.00	0.00	0.00
Subtotal of 203.231 S/P 1:12:1-AD-RS AD PE			7,920.00	-7,920.00	0.00	0.00	0.00	0.00

\* Estimated revenue for Carryover Encumbrances from the prior fiscal year will not be realized. These are estimates to balance the budget

**GREATER SOUTHERN TIER BOCES**  
Revenue Status Report As Of: 11/30/2015  
Fiscal Year: 2016  
Fund: A GENERAL FUND

Revenue Account	Service	Description	Original Estimate	Adjustments	Current Estimate	Year-to-Date	Anticipated Balance	Excess Revenue
Subtotal of 203.231 S/P 1:12:1-AD-RS AD PE			7,920.00	-7,920.00	0.00	0.00	0.00	0.00
203.232 S/P 1:12:1-AD- RS 1:1 AIDE								
2252-000 Chrgs to Components-Services			44,220.00	0.00	44,220.00	0.00	44,220.00	0.00
Subtotal of 203.232 S/P 1:12:1-AD- RS 1:1 AIDE			44,220.00	0.00	44,220.00	0.00	44,220.00	0.00
203.234 S/P 1:12:1-AD- RS CNSL								
2252-000 Chrgs to Components-Services			59,280.00	-29,874.00	29,406.00	0.00	29,406.00	0.00
Subtotal of 203.234 S/P 1:12:1-AD- RS CNSL			59,280.00	-29,874.00	29,406.00	0.00	29,406.00	0.00
203.237 S/P 1:12:1 AD RS NURSE								
2252-000 Chrgs to Components-Services			0.00	51,183.60	51,183.60	0.00	51,183.60	0.00
Subtotal of 203.237 S/P 1:12:1 AD RS NURSE			0.00	51,183.60	51,183.60	0.00	51,183.60	0.00
205.000 S/P 1:15-ELSMERE								
2252-000 Chrgs to Components-Services			694,704.00	-59,304.00	635,400.00	0.00	635,400.00	0.00
Subtotal of 205.000 S/P 1:15-ELSMERE			694,704.00	-59,304.00	635,400.00	0.00	635,400.00	0.00
205.725 S/P 1:15-ELSMERE RS OT								
2252-000 Chrgs to Components-Services			0.00	16,896.00	16,896.00	0.00	16,896.00	0.00
Subtotal of 205.725 S/P 1:15-ELSMERE RS OT			0.00	16,896.00	16,896.00	0.00	16,896.00	0.00
205.726 S/P 1:15-ELSMERE RS PT								
2252-000 Chrgs to Components-Services			19,680.00	-801.78	18,878.22	0.00	18,878.22	0.00
Subtotal of 205.726 S/P 1:15-ELSMERE RS PT			19,680.00	-801.78	18,878.22	0.00	18,878.22	0.00
205.729 S/P 1:15-ELSMERE RS SPEECH								
2252-000 Chrgs to Components-Services			60,360.00	-6,480.00	53,880.00	0.00	53,880.00	0.00
Subtotal of 205.729 S/P 1:15-ELSMERE RS SPEECH			60,360.00	-6,480.00	53,880.00	0.00	53,880.00	0.00
205.731 S/P 1:15-ELSMERE RS ADAP PE								
2252-000 Chrgs to Components-Services			5,280.00	-5,280.00	0.00	0.00	0.00	0.00
Subtotal of 205.731 S/P 1:15-ELSMERE RS ADAP PE			5,280.00	-5,280.00	0.00	0.00	0.00	0.00
205.732 S/P 1:15-ELSMERE RS 1:1 AIDE								
2252-000 Chrgs to Components-Services			88,440.00	0.00	88,440.00	0.00	88,440.00	0.00
Subtotal of 205.732 S/P 1:15-ELSMERE RS 1:1 AIDE			88,440.00	0.00	88,440.00	0.00	88,440.00	0.00
205.734 S/P 1:15-ELSMERE RS COUNSELING								

\* Estimated revenue for Carryover Encumbrances from the prior fiscal year will not be realized.  
These are estimates to balance the budget

**GREATER SOUTHERN TIER BOCES**  
Revenue Status Report As Of: 11/30/2015  
Fiscal Year: 2016  
Fund: A GENERAL FUND

Revenue Account	Service	Description	Original Estimate	Adjustments	Current Estimate	Year-to-Date	Anticipated Balance	Excess Revenue
2252-000	Chrgs to Components-Services		104,520.00	-31,200.00	73,320.00	0.00	73,320.00	0.00
	Subtotal of 205.734 S/P 1:15-ELSMERE RS COUNSELING		104,520.00	-31,200.00	73,320.00	0.00	73,320.00	0.00
205.737 S/P	ELSMERE RS NURSE							
2252-000	Chrgs to Components-Services		57,910.00	-5,414.00	52,496.00	0.00	52,496.00	0.00
	Subtotal of 205.737 S/P ELSMERE RS NURSE		57,910.00	-5,414.00	52,496.00	0.00	52,496.00	0.00
209.000 S/P	1:8:1							
2252-000	Chrgs to Components-Services		5,421,750.00	620,792.83	6,042,542.83	0.00	6,042,542.83	0.00
2254-000	Chrgs to Other Boces-Services		0.00	72,290.00	72,290.00	16,064.44	56,225.56	0.00
2770-000	Unclassified Revenues		0.00	0.00	0.00	571.43	0.00	571.43
	Subtotal of 209.000 S/P 1:8:1		5,421,750.00	693,082.83	6,114,832.83	16,635.87	6,098,768.39	571.43
209.725 S/P	1:8:1 RS OT							
2252-000	Chrgs to Components-Services		62,720.00	14,560.28	77,280.28	0.00	77,280.28	0.00
2254-000	Chrgs to Other Boces-Services		0.00	5,120.00	5,120.00	1,137.78	3,982.22	0.00
	Subtotal of 209.725 S/P 1:8:1 RS OT		62,720.00	19,680.28	82,400.28	1,137.78	81,262.50	0.00
209.726 S/P	1:8:1 RS PT							
2252-000	Chrgs to Components-Services		19,680.00	22,814.22	42,494.22	0.00	42,494.22	0.00
	Subtotal of 209.726 S/P 1:8:1 RS PT		19,680.00	22,814.22	42,494.22	0.00	42,494.22	0.00
209.728 S/P	1:8:1 RS PT							
2252-000	Chrgs to Components-Services		0.00	3,680.00	3,680.00	0.00	3,680.00	0.00
	Subtotal of 209.728 S/P 1:8:1 RS PT		0.00	3,680.00	3,680.00	0.00	3,680.00	0.00
209.729 S/P	1:8:1 RS SPEECH							
2252-000	Chrgs to Components-Services		42,080.00	66,085.00	108,165.00	0.00	108,165.00	0.00
	Subtotal of 209.729 S/P 1:8:1 RS SPEECH		42,080.00	66,085.00	108,165.00	0.00	108,165.00	0.00
209.731 S/P	1:8:1 RS ADAPTED PE RS							
2252-000	Chrgs to Components-Services		0.00	7,920.00	7,920.00	0.00	7,920.00	0.00
	Subtotal of 209.731 S/P 1:8:1 RS ADAPTED PE RS		0.00	7,920.00	7,920.00	0.00	7,920.00	0.00
209.732 S/P	1:8:1 RS 1:1 AIDE							
2252-000	Chrgs to Components-Services		132,660.00	88,440.00	221,100.00	0.00	221,100.00	0.00
	Subtotal of 209.732 S/P 1:8:1 RS 1:1 AIDE		132,660.00	88,440.00	221,100.00	0.00	221,100.00	0.00
209.734 S/P	1:8:1 RS COUNSELING							

\* Estimated revenue for Carryover Encumbrances from the prior fiscal year will not be realized.  
These are estimates to balance the budget

**GREATER SOUTHERN TIER BOCES**

Revenue Status Report As Of: 11/30/2015

Fiscal Year: 2016

Fund: A GENERAL FUND

Revenue Account	Service	Description	Original Estimate	Adjustments	Current Estimate	Year-to-Date	Anticipated Balance	Excess Revenue
2252-000	Chrgs to Components-Services		1,014,000.00	50,503.70	1,064,503.70	0.00	1,064,503.70	0.00
2254-000	Chrgs to Other Boces-Services		0.00	12,480.00	12,480.00	3,380.00	9,100.00	0.00
	Subtotal of 209.734 S/P 1:8:1 RS COUNSELING		1,014,000.00	62,983.70	1,076,983.70	3,380.00	1,073,603.70	0.00
209.735	S/P 1:8:1 RS MAINSTREAMING							
2252-000	Chrgs to Components-Services		0.00	15,174.20	15,174.20	0.00	15,174.20	0.00
	Subtotal of 209.735 S/P 1:8:1 RS MAINSTREAMING		0.00	15,174.20	15,174.20	0.00	15,174.20	0.00
216.000	S/P 1:6:1-EPC							
2252-000	Chrgs to Components-Services		1,712,256.00	-497,369.40	1,214,886.60	0.00	1,214,886.60	0.00
	Subtotal of 216.000 S/P 1:6:1-EPC		1,712,256.00	-497,369.40	1,214,886.60	0.00	1,214,886.60	0.00
216.025	S/P 1:6:1-BROAD HORIZONS RS OT							
2252-000	Chrgs to Components-Services		5,120.00	4,992.00	10,112.00	0.00	10,112.00	0.00
	Subtotal of 216.025 S/P 1:6:1-BROAD HORIZONS RS OT		5,120.00	4,992.00	10,112.00	0.00	10,112.00	0.00
216.029	S/P 1:6:1-BROAD HORIZONS RS SPCH							
2252-000	Chrgs to Components-Services		11,880.00	-2,778.00	9,102.00	0.00	9,102.00	0.00
	Subtotal of 216.029 S/P 1:6:1-BROAD HORIZONS RS SPCH		11,880.00	-2,778.00	9,102.00	0.00	9,102.00	0.00
216.034	S/P 1:6:1-BROAD HORIZONS RS COUN							
2252-000	Chrgs to Components-Services		0.00	3,120.00	3,120.00	0.00	3,120.00	0.00
	Subtotal of 216.034 S/P 1:6:1-BROAD HORIZONS RS COUN		0.00	3,120.00	3,120.00	0.00	3,120.00	0.00
216.214	S/P 1:6:1-ED HOST SITES							
2252-000	Chrgs to Components-Services		1,628,856.00	444,541.95	2,073,397.95	0.00	2,073,397.95	0.00
2254-000	Chrgs to Other Boces-Services		135,738.00	-90,492.00	45,246.00	10,054.66	35,191.34	0.00
2701-000	Refunds Prior Years Expenses		0.00	0.00	0.00	510.75	0.00	510.75
	Subtotal of 216.214 S/P 1:6:1-ED HOST SITES		1,764,594.00	354,049.95	2,118,643.95	10,565.41	2,108,589.29	510.75
216.217	S/P 1:6:1-AUTISM							
2252-000	Chrgs to Components-Services		2,618,368.00	29,661.20	2,648,029.20	0.00	2,648,029.20	0.00
	Subtotal of 216.217 S/P 1:6:1-AUTISM		2,618,368.00	29,661.20	2,648,029.20	0.00	2,648,029.20	0.00
216.219	S/P 1:6:1-MULTIPLY DISABLED							
2252-000	Chrgs to Components-Services		1,268,272.00	35,798.00	1,304,070.00	0.00	1,304,070.00	0.00
	Subtotal of 216.219 S/P 1:6:1-MULTIPLY DISABLED		1,268,272.00	35,798.00	1,304,070.00	0.00	1,304,070.00	0.00
216.425	S/P 1:6:1-ED RS OT							

\* Estimated revenue for Carryover Encumbrances from the prior fiscal year will not be realized. These are estimates to balance the budget.

**GREATER SOUTHERN TIER BOCES**  
Revenue Status Report As Of: 11/30/2015  
Fiscal Year: 2016  
Fund: A GENERAL FUND

Revenue Account	Service	Description	Original Estimate	Adjustments	Current Estimate	Year-to-Date	Anticipated Balance	Excess Revenue
2252-000	Chrgs to Components-Services		26,880.00	22,704.00	49,584.00	0.00	49,584.00	0.00
2254-000	Chrgs to Other Boces-Services		10,240.00	-10,240.00	0.00	0.00	0.00	0.00
	Subtotal of 216.425 S/P 1:6:1-ED RS OT		37,120.00	12,464.00	49,584.00	0.00	49,584.00	0.00
216.426	S/P 1:6:1-ED RS PT							
2252-000	Chrgs to Components-Services		22,960.00	6,560.00	29,520.00	0.00	29,520.00	0.00
	Subtotal of 216.426 S/P 1:6:1-ED RS PT		22,960.00	6,560.00	29,520.00	0.00	29,520.00	0.00
216.429	S/P 1:6:1-ED RS SPEECH							
2252-000	Chrgs to Components-Services		23,480.00	9,398.00	32,878.00	0.00	32,878.00	0.00
2254-000	Chrgs to Other Boces-Services		5,200.00	-5,200.00	0.00	0.00	0.00	0.00
	Subtotal of 216.429 S/P 1:6:1-ED RS SPEECH		28,680.00	4,198.00	32,878.00	0.00	32,878.00	0.00
216.431	S/P ED HOST RS AD PE							
2252-000	Chrgs to Components-Services		0.00	10,560.00	10,560.00	0.00	10,560.00	0.00
	Subtotal of 216.431 S/P ED HOST RS AD PE		0.00	10,560.00	10,560.00	0.00	10,560.00	0.00
216.432	S/P 1:6:1-ED HOST SITE 1:1 AIDE							
2252-000	Chrgs to Components-Services		132,660.00	-88,440.00	44,220.00	0.00	44,220.00	0.00
	Subtotal of 216.432 S/P 1:6:1-ED HOST SITE 1:1 AIDE		132,660.00	-88,440.00	44,220.00	0.00	44,220.00	0.00
216.434	S/P 1:6:1-ED RS COUNSELING							
2252-000	Chrgs to Components-Services		285,480.00	31,746.00	317,226.00	0.00	317,226.00	0.00
2254-000	Chrgs to Other Boces-Services		23,400.00	-15,834.00	7,566.00	945.75	6,620.25	0.00
	Subtotal of 216.434 S/P 1:6:1-ED RS COUNSELING		308,880.00	15,912.00	324,792.00	945.75	323,846.25	0.00
216.725	S/P 1:6:1-AUTISM RS OT							
2252-000	Chrgs to Components-Services		264,960.00	18,432.00	283,392.00	0.00	283,392.00	0.00
	Subtotal of 216.725 S/P 1:6:1-AUTISM RS OT		264,960.00	18,432.00	283,392.00	0.00	283,392.00	0.00
216.726	S/P 1:6:1-AUTISM RS PT							
2252-000	Chrgs to Components-Services		111,520.00	6,068.00	117,588.00	0.00	117,588.00	0.00
	Subtotal of 216.726 S/P 1:6:1-AUTISM RS PT		111,520.00	6,068.00	117,588.00	0.00	117,588.00	0.00
216.728	S/P 1:6:1-AUTISM RS VISI							
2252-000	Chrgs to Components-Services		0.00	920.00	920.00	0.00	920.00	0.00
	Subtotal of 216.728 S/P 1:6:1-AUTISM RS VISI		0.00	920.00	920.00	0.00	920.00	0.00
216.729	S/P 1:6:1-AUTISM RS SPEECH							

\* Estimated revenue for Carryover Encumbrances from the prior fiscal year will not be realized.

These are estimates to balance the budget

**GREATER SOUTHERN TIER BOCES**

Revenue Status Report As Of: 11/30/2015

Fiscal Year: 2016

Fund: A GENERAL FUND

Revenue Account	Service	Description	Original Estimate	Adjustments	Current Estimate	Year-to-Date	Anticipated Balance	Excess Revenue
2252-000	Chrgs to Components-Services		460,400.00	36,203.00	496,603.00	0.00	496,603.00	0.00
Subtotal of 216.729 S/P 1:6:1-AUTISM RS SPEECH			460,400.00	36,203.00	496,603.00	0.00	496,603.00	0.00
216.731 S/P 1:6:1-AUTISM RS ADPE								
2252-000	Chrgs to Components-Services		14,520.00	-14,520.00	0.00	0.00	0.00	0.00
Subtotal of 216.731 S/P 1:6:1-AUTISM RS ADPE			14,520.00	-14,520.00	0.00	0.00	0.00	0.00
216.732 S/P 1:6:1-AUTISM RS 1:1 AIDE								
2252-000	Chrgs to Components-Services		707,520.00	106,128.00	813,648.00	0.00	813,648.00	0.00
Subtotal of 216.732 S/P 1:6:1-AUTISM RS 1:1 AIDE			707,520.00	106,128.00	813,648.00	0.00	813,648.00	0.00
216.734 S/P 1:6:1-AUTISM RS COUNSELING								
2252-000	Chrgs to Components-Services		20,280.00	312.00	20,592.00	0.00	20,592.00	0.00
Subtotal of 216.734 S/P 1:6:1-AUTISM RS COUNSELING			20,280.00	312.00	20,592.00	0.00	20,592.00	0.00
216.735 S/P 1:6:1-AUTISM RS MAINSTREAM								
2252-000	Chrgs to Components-Services		0.00	2,000.00	2,000.00	0.00	2,000.00	0.00
Subtotal of 216.735 S/P 1:6:1-AUTISM RS MAINSTREAM			0.00	2,000.00	2,000.00	0.00	2,000.00	0.00
216.925 S/P 1:6:1-MULTIPLY DISABLED RS O								
2252-000	Chrgs to Components-Services		161,280.00	-1,834.11	159,445.89	0.00	159,445.89	0.00
Subtotal of 216.925 S/P 1:6:1-MULTIPLY DISABLED RS O			161,280.00	-1,834.11	159,445.89	0.00	159,445.89	0.00
216.926 S/P 1:6:1-MULTIPLY DISABLED RS P								
2252-000	Chrgs to Components-Services		200,080.00	10,416.16	210,496.16	0.00	210,496.16	0.00
Subtotal of 216.926 S/P 1:6:1-MULTIPLY DISABLED RS P			200,080.00	10,416.16	210,496.16	0.00	210,496.16	0.00
216.928 S/P 1:6:1-MULTIPLY DISABLED RS V								
2252-000	Chrgs to Components-Services		33,120.00	-11,040.00	22,080.00	0.00	22,080.00	0.00
Subtotal of 216.928 S/P 1:6:1-MULTIPLY DISABLED RS V			33,120.00	-11,040.00	22,080.00	0.00	22,080.00	0.00
216.929 S/P 1:6:1-MULTIPLY DISABLED RS S								
2252-000	Chrgs to Components-Services		229,080.00	-6,885.00	222,195.00	0.00	222,195.00	0.00
Subtotal of 216.929 S/P 1:6:1-MULTIPLY DISABLED RS S			229,080.00	-6,885.00	222,195.00	0.00	222,195.00	0.00
216.931 S/P 1:6:1-MULTIPLY DBLED RS AD P								
2252-000	Chrgs to Components-Services		44,880.00	-44,880.00	0.00	0.00	0.00	0.00
Subtotal of 216.931 S/P 1:6:1-MULTIPLY DBLED RS AD P			44,880.00	-44,880.00	0.00	0.00	0.00	0.00

\* Estimated revenue for Carryover Encumbrances from the prior fiscal year will not be realized.

These are estimates to balance the budget

**GREATER SOUTHERN TIER BOCES**

Revenue Status Report As Of: 11/30/2015

Fiscal Year: 2016

Fund: A GENERAL FUND

Revenue Account	Service	Description	Original Estimate	Adjustments	Current Estimate	Year-to-Date	Anticipated Balance	Excess Revenue
216.932 S/P 1:6:1-MULTIPLY DBLED RS 1:1								
2252-000 Chrgs to Components-Services			685,410.00	-44,220.00	641,190.00	0.00	641,190.00	0.00
Subtotal of 216.932 S/P 1:6:1-MULTIPLY DBLED RS 1:1			685,410.00	-44,220.00	641,190.00	0.00	641,190.00	0.00
216.937 S/P 1:6:1-MULTIPLY DBLD RS 1:1 N								
2252-000 Chrgs to Components-Services			110,406.00	44,457.20	154,863.20	0.00	154,863.20	0.00
Subtotal of 216.937 S/P 1:6:1-MULTIPLY DBLD RS 1:1 N			110,406.00	44,457.20	154,863.20	0.00	154,863.20	0.00
218.499 STAFFING 1:12:3 W/ CATT-ALLE								
2252-000 Chrgs to Components-Services			17,959.00	0.00	17,959.00	0.00	17,959.00	0.00
Subtotal of 218.499 STAFFING 1:12:3 W/ CATT-ALLE			17,959.00	0.00	17,959.00	0.00	17,959.00	0.00
220.494 STAFFING 1:12:3 W/ MONROE 1								
2252-000 Chrgs to Components-Services			0.00	102,787.99	102,787.99	0.00	102,787.99	0.00
Subtotal of 220.494 STAFFING 1:12:3 W/ MONROE 1			0.00	102,787.99	102,787.99	0.00	102,787.99	0.00
250.499 STAFFING 1:6:1 W/ CATT-ALLE								
2252-000 Chrgs to Components-Services			250,306.00	-146,808.20	103,497.80	0.00	103,497.80	0.00
Subtotal of 250.499 STAFFING 1:6:1 W/ CATT-ALLE			250,306.00	-146,808.20	103,497.80	0.00	103,497.80	0.00
251.493 STAFFING 1:6:1 W/ GV BOCES								
2252-000 Chrgs to Components-Services			187,444.00	-31,284.00	156,160.00	0.00	156,160.00	0.00
2701-800 REFUND PRIOR YEARS OTH BOCES			0.00	0.00	0.00	8,089.22	0.00	8,089.22
Subtotal of 251.493 STAFFING 1:6:1 W/ GV BOCES			187,444.00	-31,284.00	156,160.00	8,089.22	156,160.00	8,089.22
252.495 STAFFING 1:6:1 W/ WFL BOCES								
2252-000 Chrgs to Components-Services			0.00	91,098.00	91,098.00	0.00	91,098.00	0.00
Subtotal of 252.495 STAFFING 1:6:1 W/ WFL BOCES			0.00	91,098.00	91,098.00	0.00	91,098.00	0.00
301.000 ITINERANT MUSIC								
2252-000 Chrgs to Components-Services			137,186.00	0.00	137,186.00	0.00	137,186.00	0.00
Subtotal of 301.000 ITINERANT MUSIC			137,186.00	0.00	137,186.00	0.00	137,186.00	0.00
303.000 ITINERANT ART								
2252-000 Chrgs to Components-Services			95,903.00	0.00	95,903.00	0.00	95,903.00	0.00
Subtotal of 303.000 ITINERANT ART			95,903.00	0.00	95,903.00	0.00	95,903.00	0.00
304.000 ITINERANT VISUALLY IMPAIRED								
2252-000 Chrgs to Components-Services			199,921.00	0.00	199,921.00	0.00	199,921.00	0.00

\* Estimated revenue for Carryover Encumbrances from the prior fiscal year will not be realized. These are estimates to balance the budget

**GREATER SOUTHERN TIER BOCES**  
Revenue Status Report As Of: 11/30/2015  
Fiscal Year: 2016  
Fund: A GENERAL FUND

Revenue Account	Service	Description	Original Estimate	Adjustments	Current Estimate	Year-to-Date	Anticipated Balance	Excess Revenue
Subtotal of 304.000	ITINERANT VISUALLY IMPAIRED		199,921.00	0.00	199,921.00	0.00	199,921.00	0.00
304.001	ITINERANT VIS IMP BRAILLER PREP							
2252-000	Chrgs to Components-Services		53,428.00	837.73	54,265.73	0.00	54,265.73	0.00
Subtotal of 304.001	ITINERANT VIS IMP BRAILLER PREP		53,428.00	837.73	54,265.73	0.00	54,265.73	0.00
305.000	ITINERANT PHYSICAL THERAPY							
2252-000	Chrgs to Components-Services		352,310.00	0.00	352,310.00	0.00	352,310.00	0.00
2701-000	Refunds Prior Years Expenses		0.00	0.00	0.00	106.94	0.00	106.94
Subtotal of 305.000	ITINERANT PHYSICAL THERAPY		352,310.00	0.00	352,310.00	106.94	352,310.00	106.94
307.000	ITINERANT-ENGLISH SECOND LANGUAG							
2252-000	Chrgs to Components-Services		412,565.00	0.00	412,565.00	0.00	412,565.00	0.00
Subtotal of 307.000	ITINERANT-ENGLISH SECOND LANGUAG		412,565.00	0.00	412,565.00	0.00	412,565.00	0.00
308.000	ITINERANT PHYSICAL EDUCATION							
2252-000	Chrgs to Components-Services		16,334.00	0.00	16,334.00	0.00	16,334.00	0.00
Subtotal of 308.000	ITINERANT PHYSICAL EDUCATION		16,334.00	0.00	16,334.00	0.00	16,334.00	0.00
309.000	ITINERANT SPEECH IMPROVEMENT							
2252-000	Chrgs to Components-Services		447,925.00	0.00	447,925.00	0.00	447,925.00	0.00
Subtotal of 309.000	ITINERANT SPEECH IMPROVEMENT		447,925.00	0.00	447,925.00	0.00	447,925.00	0.00
310.000	ITINERANT SPEECH IMPAIRED							
2252-000	Chrgs to Components-Services		412,084.00	0.00	412,084.00	0.00	412,084.00	0.00
Subtotal of 310.000	ITINERANT SPEECH IMPAIRED		412,084.00	0.00	412,084.00	0.00	412,084.00	0.00
311.692	CHINESE W/ ONEIDA HERKIMER MAD B							
2252-000	Chrgs to Components-Services		27,000.00	0.00	27,000.00	0.00	27,000.00	0.00
Subtotal of 311.692	CHINESE W/ ONEIDA HERKIMER MAD B		27,000.00	0.00	27,000.00	0.00	27,000.00	0.00
312.000	ITINERANT SCHOOL PSYCHOLOGIST							
2252-000	Chrgs to Components-Services		323,908.00	0.00	323,908.00	0.00	323,908.00	0.00
Subtotal of 312.000	ITINERANT SCHOOL PSYCHOLOGIST		323,908.00	0.00	323,908.00	0.00	323,908.00	0.00
313.000	ITINERANT INTERP FOR DEAF							
2252-000	Chrgs to Components-Services		298,216.00	0.00	298,216.00	0.00	298,216.00	0.00
Subtotal of 313.000	ITINERANT INTERP FOR DEAF		298,216.00	0.00	298,216.00	0.00	298,216.00	0.00

\* Estimated revenue for Carryover Encumbrances from the prior fiscal year will not be realized.  
These are estimates to balance the budget

**GREATER SOUTHERN TIER BOCES**  
Revenue Status Report As Of: 11/30/2015  
Fiscal Year: 2016  
Fund: A GENERAL FUND

Revenue Account	Service	Description	Original Estimate	Adjustments	Current Estimate	Year-to-Date	Anticipated Balance	Excess Revenue
316.000	ITINERANT HOME AND CAREERS							
2252-000	Chrgs to Components-Services		78,480.00	0.00	78,480.00	0.00	78,480.00	0.00
	Subtotal of 316.000	ITINERANT HOME AND CAREERS	78,480.00	0.00	78,480.00	0.00	78,480.00	0.00
318.000	GENERAL SUPERVISION/COORDINATION							
2252-000	Chrgs to Components-Services		184,168.00	0.00	184,168.00	0.00	184,168.00	0.00
	Subtotal of 318.000	GENERAL SUPERVISION/COORDINATION	184,168.00	0.00	184,168.00	0.00	184,168.00	0.00
320.000	SUPERVISOR:SPECIAL EDUCATION PRO							
2252-000	Chrgs to Components-Services		20,084.00	0.00	20,084.00	0.00	20,084.00	0.00
	Subtotal of 320.000	SUPERVISOR:SPECIAL EDUCATION PRO	20,084.00	0.00	20,084.00	0.00	20,084.00	0.00
324.000	ITINERANT OCCUPATIONAL THERAPY							
2252-000	Chrgs to Components-Services		616,756.00	0.00	616,756.00	0.00	616,756.00	0.00
	Subtotal of 324.000	ITINERANT OCCUPATIONAL THERAPY	616,756.00	0.00	616,756.00	0.00	616,756.00	0.00
326.000	ITINERANT HARD OF HEARING							
2252-000	Chrgs to Components-Services		240,897.00	0.00	240,897.00	0.00	240,897.00	0.00
	Subtotal of 326.000	ITINERANT HARD OF HEARING	240,897.00	0.00	240,897.00	0.00	240,897.00	0.00
327.000	ITINERANT TEACHER OF THE DEAF							
2252-000	Chrgs to Components-Services		111,643.00	0.00	111,643.00	0.00	111,643.00	0.00
	Subtotal of 327.000	ITINERANT TEACHER OF THE DEAF	111,643.00	0.00	111,643.00	0.00	111,643.00	0.00
328.693	INTERNAL AUDITOR W/TST BOCES							
2252-000	Chrgs to Components-Services		67,223.00	-3.80	67,219.20	0.00	67,219.20	0.00
2701-800	REFUND PRIOR YEARS OTH BOCES		0.00	0.00	0.00	18,814.03	0.00	18,814.03
	Subtotal of 328.693	INTERNAL AUDITOR W/TST BOCES	67,223.00	-3.80	67,219.20	18,814.03	67,219.20	18,814.03
329.499	BUSINESS MANAGER W/ CATT-ALL BOC							
2252-000	Chrgs to Components-Services		23,548.00	0.00	23,548.00	0.00	23,548.00	0.00
	Subtotal of 329.499	BUSINESS MANAGER W/ CATT-ALL BOC	23,548.00	0.00	23,548.00	0.00	23,548.00	0.00
330.000	ITINERANT NURSE/NURSE TEACHER							
2252-000	Chrgs to Components-Services		62,360.00	0.00	62,360.00	0.00	62,360.00	0.00
	Subtotal of 330.000	ITINERANT NURSE/NURSE TEACHER	62,360.00	0.00	62,360.00	0.00	62,360.00	0.00
331.000	ITINERANT CONSULTANT TEACHER							
2252-000	Chrgs to Components-Services		630,884.00	0.00	630,884.00	0.00	630,884.00	0.00

\* Estimated revenue for Carryover Encumbrances from the prior fiscal year will not be realized. These are estimates to balance the budget

**GREATER SOUTHERN TIER BOCES**  
Revenue Status Report As Of: 11/30/2015  
Fiscal Year: 2016  
Fund: A GENERAL FUND

Revenue Account	Service	Description	Original Estimate	Adjustments	Current Estimate	Year-to-Date	Anticipated Balance	Excess Revenue
2701-000 Refunds Prior Years Expenses			0.00	0.00	0.00	2,570.27	0.00	2,570.27
Subtotal of 331.000 ITINERANT CONSULTANT TEACHER			630,884.00	0.00	630,884.00	2,570.27	630,884.00	2,570.27
332.000 ITINERANT SCHOOL SOCIAL WORKER								
2252-000 Chrgs to Components-Services			66,582.00	0.00	66,582.00	0.00	66,582.00	0.00
Subtotal of 332.000 ITINERANT SCHOOL SOCIAL WORKER			66,582.00	0.00	66,582.00	0.00	66,582.00	0.00
334.499 ITINERANT VISUALLY IMPAIRED								
2252-000 Chrgs to Components-Services			7,216.00	-7,216.00	0.00	0.00	0.00	0.00
Subtotal of 334.499 ITINERANT VISUALLY IMPAIRED			7,216.00	-7,216.00	0.00	0.00	0.00	0.00
335.698 ITIN DIAG SVS W/PUT-WEST								
2252-000 Chrgs to Components-Services			7,445.00	0.00	7,445.00	0.00	7,445.00	0.00
Subtotal of 335.698 ITIN DIAG SVS W/PUT-WEST			7,445.00	0.00	7,445.00	0.00	7,445.00	0.00
336.494 ITIN INTERP FOR DEAF W/MONROE #1								
2252-000 Chrgs to Components-Services			28,209.00	0.00	28,209.00	0.00	28,209.00	0.00
Subtotal of 336.494 ITIN INTERP FOR DEAF W/MONROE #1			28,209.00	0.00	28,209.00	0.00	28,209.00	0.00
342.494 ITINERANT PHYSICAL THERAPY W/ MO								
2252-000 Chrgs to Components-Services			0.00	9,291.35	9,291.35	0.00	9,291.35	0.00
Subtotal of 342.494 ITINERANT PHYSICAL THERAPY W/ MO			0.00	9,291.35	9,291.35	0.00	9,291.35	0.00
344.495 OCCUPATIONAL THERAPY W/ WFL BOC								
2252-000 Chrgs to Components-Services			656.00	0.00	656.00	0.00	656.00	0.00
Subtotal of 344.495 OCCUPATIONAL THERAPY W/ WFL BOC			656.00	0.00	656.00	0.00	656.00	0.00
401.000 ARTS IN ED(BASE)								
2252-000 Chrgs to Components-Services			59,752.00	0.00	59,752.00	0.00	59,752.00	0.00
Subtotal of 401.000 ARTS IN ED(BASE)			59,752.00	0.00	59,752.00	0.00	59,752.00	0.00
401.001 ARTS IN ED-DIST SPEC								
2252-000 Chrgs to Components-Services			303,338.00	3,000.00	306,338.00	0.00	306,338.00	0.00
Subtotal of 401.001 ARTS IN ED-DIST SPEC			303,338.00	3,000.00	306,338.00	0.00	306,338.00	0.00
401.002 ARTS IN ED-CHEMUNG RIVER								
2252-000 Chrgs to Components-Services			18,400.00	0.00	18,400.00	0.00	18,400.00	0.00
Subtotal of 401.002 ARTS IN ED-CHEMUNG RIVER			18,400.00	0.00	18,400.00	0.00	18,400.00	0.00

\* Estimated revenue for Carryover Encumbrances from the prior fiscal year will not be realized. These are estimates to balance the budget

# GREATER SOUTHERN TIER BOCES

Revenue Status Report As Of: 11/30/2015

Fiscal Year: 2016

Fund: A GENERAL FUND

Revenue Account	Service	Description	Original Estimate	Adjustments	Current Estimate	Year-to-Date	Anticipated Balance	Excess Revenue
403.001 ALT ED - AD BASED LRNG (ABL)			104,793.00	0.00	104,793.00	0.00	104,793.00	0.00
2252-000	Chrgs to Components-Services		0.00	0.00	0.00	1,750.00	0.00	1,750.00
2770-000	Unclassified Revenues		104,793.00	0.00	104,793.00	1,750.00	104,793.00	1,750.00
Subtotal of 403.001 ALT ED - AD BASED LRNG (ABL)								
403.003 ALT ED - SECONDARY(MODEL A)			1,669,666.00	49,990.00	1,719,656.00	0.00	1,719,656.00	0.00
2252-000	Chrgs to Components-Services		0.00	29,994.00	29,994.00	3,749.25	26,244.75	0.00
2254-000	Chrgs to Other Boces-Services		1,669,666.00	79,984.00	1,749,650.00	3,749.25	1,745,900.75	0.00
Subtotal of 403.003 ALT ED - SECONDARY(MODEL A)								
403.004 ALT ED - MIDDLE SCHOOL-HORNELL			198,948.00	0.00	198,948.00	0.00	198,948.00	0.00
2252-000	Chrgs to Components-Services		198,948.00	0.00	198,948.00	0.00	198,948.00	0.00
Subtotal of 403.004 ALT ED - MIDDLE SCHOOL-HORNELL								
403.005 ALT ED - MIDDLE SCHOOL COOPERS			440,864.00	-96,439.00	344,425.00	0.00	344,425.00	0.00
2252-000	Chrgs to Components-Services		0.00	0.00	0.00	571.43	0.00	571.43
2701-000	Refunds Prior Years Expenses		440,864.00	-96,439.00	344,425.00	571.43	344,425.00	571.43
Subtotal of 403.005 ALT ED - MIDDLE SCHOOL COOPERS								
406.693 EQUIV ATT ED/GED W/ TST BOCES			0.00	15.94	15.94	0.00	15.94	0.00
2252-000	Chrgs to Components-Services		0.00	0.00	0.00	17.64	0.00	17.64
2701-800	REFUND PRIOR YEARS OTH BOCES		0.00	15.94	15.94	17.64	15.94	17.64
Subtotal of 406.693 EQUIV ATT ED/GED W/ TST BOCES								
409.000 ACADEMIC PRGS-DETENTION			116,880.00	-97,872.00	19,008.00	0.00	19,008.00	0.00
2252-000	Chrgs to Components-Services		0.00	432.00	432.00	54.00	378.00	0.00
2253-000	Chrgs to Non-components-Srvcs		0.00	1,512.00	1,512.00	315.00	1,197.00	0.00
2254-000	Chrgs to Other Boces-Services		116,880.00	-95,928.00	20,952.00	369.00	20,583.00	0.00
Subtotal of 409.000 ACADEMIC PRGS-DETENTION								
412.000 ADV PLCMT-ACE			52,216.00	0.00	52,216.00	0.00	52,216.00	0.00
2252-000	Chrgs to Components-Services		1,105.00	0.00	1,105.00	331.50	773.50	0.00
2254-000	Chrgs to Other Boces-Services		53,321.00	0.00	53,321.00	331.50	52,989.50	0.00
Subtotal of 412.000 ADV PLCMT-ACE								
415.000 SUMMER SCHOOL-SECONDARY			762,100.00	114,440.00	876,540.00	0.00	876,540.00	0.00
2252-000	Chrgs to Components-Services		0.00	23,615.00	23,615.00	2,951.89	20,663.11	0.00
2254-000	Chrgs to Other Boces-Services		762,100.00	138,055.00	900,155.00	2,951.89	897,203.11	0.00
Subtotal of 415.000 SUMMER SCHOOL-SECONDARY								

\* Estimated revenue for Carryover Encumbrances from the prior fiscal year will not be realized.

These are estimates to balance the budget

**GREATER SOUTHERN TIER BOCES**

Revenue Status Report As Of: 11/30/2015

Fiscal Year: 2016

Fund: A GENERAL FUND

Revenue Account	Service	Description	Original Estimate	Adjustments	Current Estimate	Year-to-Date	Anticipated Balance	Excess Revenue
416.494	ACADMIC PRGS SPEC FACILITY W/MONR							
2252-000	Chrgs to Components-Services		0.00	640.16	640.16	0.00	640.16	0.00
	<b>Subtotal of 416.494 ACADMIC PRGS SPEC FACILITY W/MONR</b>		<b>0.00</b>	<b>640.16</b>	<b>640.16</b>	<b>0.00</b>	<b>640.16</b>	<b>0.00</b>
419.693	ACADMIC PRGS SPEC FACILITY W/TST B							
2252-000	Chrgs to Components-Services		0.00	630.00	630.00	0.00	630.00	0.00
2701-800	REFUND PRIOR YEARS OTH BOCES		0.00	0.00	0.00	160.04	0.00	160.04
	<b>Subtotal of 419.693 ACADMIC PRGS SPEC FACILITY W/TST B</b>		<b>0.00</b>	<b>630.00</b>	<b>630.00</b>	<b>160.04</b>	<b>630.00</b>	<b>160.04</b>
421.594	ACADMIC PRGS SPEC FACILITY W/OCM							
2252-000	Chrgs to Components-Services		0.00	500.00	500.00	0.00	500.00	0.00
2701-800	REFUND PRIOR YEARS OTH BOCES		0.00	0.00	0.00	200.82	0.00	200.82
	<b>Subtotal of 421.594 ACADMIC PRGS SPEC FACILITY W/OCM</b>		<b>0.00</b>	<b>500.00</b>	<b>500.00</b>	<b>200.82</b>	<b>500.00</b>	<b>200.82</b>
426.000	EXPL ENRICHMNT-STEM ACTIVITIES							
2252-000	Chrgs to Components-Services		19,483.00	0.00	19,483.00	0.00	19,483.00	0.00
	<b>Subtotal of 426.000 EXPL ENRICHMNT-STEM ACTIVITIES</b>		<b>19,483.00</b>	<b>0.00</b>	<b>19,483.00</b>	<b>0.00</b>	<b>19,483.00</b>	<b>0.00</b>
426.001	EXPL ENRICHMNT-DISTRICT SPECIFIC							
2252-000	Chrgs to Components-Services		110,405.00	0.00	110,405.00	0.00	110,405.00	0.00
	<b>Subtotal of 426.001 EXPL ENRICHMNT-DISTRICT SPECIFIC</b>		<b>110,405.00</b>	<b>0.00</b>	<b>110,405.00</b>	<b>0.00</b>	<b>110,405.00</b>	<b>0.00</b>
427.599	EXPL ENRICHMNT W/BROOME BOCES							
2252-000	Chrgs to Components-Services		14,746.00	0.00	14,746.00	0.00	14,746.00	0.00
	<b>Subtotal of 427.599 EXPL ENRICHMNT W/BROOME BOCES</b>		<b>14,746.00</b>	<b>0.00</b>	<b>14,746.00</b>	<b>0.00</b>	<b>14,746.00</b>	<b>0.00</b>
430.000	DISTANCE LEARNING BASE-COORD							
2252-000	Chrgs to Components-Services		107,953.00	0.00	107,953.00	0.00	107,953.00	0.00
	<b>Subtotal of 430.000 DISTANCE LEARNING BASE-COORD</b>		<b>107,953.00</b>	<b>0.00</b>	<b>107,953.00</b>	<b>0.00</b>	<b>107,953.00</b>	<b>0.00</b>
430.001	DISTANCE LEARNING DIST SPEC							
2252-000	Chrgs to Components-Services		41,875.00	0.00	41,875.00	0.00	41,875.00	0.00
2701-000	Refunds Prior Years Expenses		0.00	0.00	0.00	18.45	0.00	18.45
	<b>Subtotal of 430.001 DISTANCE LEARNING DIST SPEC</b>		<b>41,875.00</b>	<b>0.00</b>	<b>41,875.00</b>	<b>18.45</b>	<b>41,875.00</b>	<b>18.45</b>
430.002	VIRTUAL WORLD PROJECT							
2252-000	Chrgs to Components-Services		48,874.00	0.00	48,874.00	0.00	48,874.00	0.00
	<b>Subtotal of 430.002 VIRTUAL WORLD PROJECT</b>		<b>48,874.00</b>	<b>0.00</b>	<b>48,874.00</b>	<b>0.00</b>	<b>48,874.00</b>	<b>0.00</b>

\* Estimated revenue for Carryover Encumbrances from the prior fiscal year will not be realized  
These are estimates to balance the budget

**GREATER SOUTHERN TIER BOCES**  
Revenue Status Report As Of: 11/30/2015  
Fiscal Year: 2016  
Fund: A GENERAL FUND

Revenue Account	Service	Description	Original Estimate	Adjustments	Current Estimate	Year-to-Date	Anticipated Balance	Excess Revenue
430.003	VIRTUAL WORLD PROJ-SCI FAIR STIP							
	2252-000	Chrgs to Components-Services	18,500.00	0.00	18,500.00	0.00	18,500.00	0.00
	Subtotal of 430.003	VIRTUAL WORLD PROJ-SCI FAIR STIP	18,500.00	0.00	18,500.00	0.00	18,500.00	0.00
430.004	VIRTUAL WORLD PROJ-SCI FAIR WORL							
	2252-000	Chrgs to Components-Services	9,500.00	0.00	9,500.00	0.00	9,500.00	0.00
	Subtotal of 430.004	VIRTUAL WORLD PROJ-SCI FAIR WORL	9,500.00	0.00	9,500.00	0.00	9,500.00	0.00
430.005	VIRTUAL WORLD PROJ-CYBER CIV							
	2252-000	Chrgs to Components-Services	3,150.00	0.00	3,150.00	0.00	3,150.00	0.00
	Subtotal of 430.005	VIRTUAL WORLD PROJ-CYBER CIV	3,150.00	0.00	3,150.00	0.00	3,150.00	0.00
430.006	VIRTUAL WORLD PROJ-RIVER CITY							
	2252-000	Chrgs to Components-Services	1,300.00	0.00	1,300.00	0.00	1,300.00	0.00
	Subtotal of 430.006	VIRTUAL WORLD PROJ-RIVER CITY	1,300.00	0.00	1,300.00	0.00	1,300.00	0.00
430.007	DL-ADVANCED ACADEMICS BASE							
	2252-000	Chrgs to Components-Services	99,092.00	5,311.00	104,403.00	0.00	104,403.00	0.00
	2254-000	Chrgs to Other Boces-Services	0.00	3,514.00	3,514.00	780.89	2,733.11	0.00
	Subtotal of 430.007	DL-ADVANCED ACADEMICS BASE	99,092.00	8,825.00	107,917.00	780.89	107,136.11	0.00
430.008	DL-ADVANCED ACADEMICS DIST SPEC							
	2252-000	Chrgs to Components-Services	246,280.00	44,800.00	291,080.00	0.00	291,080.00	0.00
	2254-000	Chrgs to Other Boces-Services	0.00	5,000.00	5,000.00	1,111.12	3,888.88	0.00
	Subtotal of 430.008	DL-ADVANCED ACADEMICS DIST SPEC	246,280.00	49,800.00	296,080.00	1,111.12	294,968.88	0.00
432.495	DISTANCE LEARNING W/WFL BOCES							
	2252-000	Chrgs to Components-Services	2,103.00	0.00	2,103.00	0.00	2,103.00	0.00
	Subtotal of 432.495	DISTANCE LEARNING W/WFL BOCES	2,103.00	0.00	2,103.00	0.00	2,103.00	0.00
433.496	DISTANCE LEARNING W/MON 2 BOCES							
	2252-000	Chrgs to Components-Services	4,340.00	0.00	4,340.00	0.00	4,340.00	0.00
	Subtotal of 433.496	DISTANCE LEARNING W/MON 2 BOCES	4,340.00	0.00	4,340.00	0.00	4,340.00	0.00
438.594	DISTANCE LEARNING W/ OCM BOCES							
	2252-000	Chrgs to Components-Services	56,772.00	18,924.00	75,696.00	0.00	75,696.00	0.00
	2701-800	REFUND PRIOR YEARS OTH BOCES	0.00	0.00	0.00	2,608.86	0.00	2,608.86
	Subtotal of 438.594	DISTANCE LEARNING W/ OCM BOCES	56,772.00	18,924.00	75,696.00	2,608.86	75,696.00	2,608.86

\* Estimated revenue for Carryover Encumbrances from the prior fiscal year will not be realized. These are estimates to balance the budget

# GREATER SOUTHERN TIER BOCES

Revenue Status Report As Of: 11/30/2015

Fiscal Year: 2016

Fund: A GENERAL FUND

Revenue Account	Service	Description	Original Estimate	Adjustments	Current Estimate	Year-to-Date	Anticipated Balance	Excess Revenue
439.499	EXPL ENRICHMNT W/CAEW BOCES							
2252-000	Chrgs to Components-Services		1,272.00	0.00	1,272.00	0.00	1,272.00	0.00
	Subtotal of 439.499	EXPL ENRICHMNT W/CAEW BOCES	1,272.00	0.00	1,272.00	0.00	1,272.00	0.00
440.493	SUMMER SCHOOL W/ GV BOCES							
2252-000	Chrgs to Components-Services		2,117.00	0.00	2,117.00	0.00	2,117.00	0.00
	Subtotal of 440.493	SUMMER SCHOOL W/ GV BOCES	2,117.00	0.00	2,117.00	0.00	2,117.00	0.00
505.494	ED COMM-MUSIC LIB-MONROE #1 BOCE							
2252-000	Chrgs to Components-Services		1,992.00	-1.32	1,990.68	0.00	1,990.68	0.00
	Subtotal of 505.494	ED COMM-MUSIC LIB-MONROE #1 BOCE	1,992.00	-1.32	1,990.68	0.00	1,990.68	0.00
506.000	CURRICULUM DEVELOPMENT							
2252-000	Chrgs to Components-Services		876,943.00	13,920.00	890,863.00	0.00	890,863.00	0.00
2701-000	Refunds Prior Years Expenses		0.00	0.00	0.00	0.84	0.00	0.84
	Subtotal of 506.000	CURRICULUM DEVELOPMENT	876,943.00	13,920.00	890,863.00	0.84	890,863.00	0.84
506.001	CURRICULUM DEVELOPMENT-STIPENDS							
2252-000	Chrgs to Components-Services		71,200.00	0.00	71,200.00	0.00	71,200.00	0.00
	Subtotal of 506.001	CURRICULUM DEVELOPMENT-STIPENDS	71,200.00	0.00	71,200.00	0.00	71,200.00	0.00
506.002	CURRICULUM DEVELOPMENT-SUBS							
2252-000	Chrgs to Components-Services		75,200.00	9,630.00	84,830.00	0.00	84,830.00	0.00
	Subtotal of 506.002	CURRICULUM DEVELOPMENT-SUBS	75,200.00	9,630.00	84,830.00	0.00	84,830.00	0.00
507.000	INTER SCHLSTIC SPORTS COORD-V							
2252-000	Chrgs to Components-Services		8,822.00	0.00	8,822.00	0.00	8,822.00	0.00
2254-000	Chrgs to Other Boces-Services		802.00	0.00	802.00	240.60	561.40	0.00
	Subtotal of 507.000	INTER SCHLSTIC SPORTS COORD-V	9,624.00	0.00	9,624.00	240.60	9,383.40	0.00
508.000	LIBRARY SERVICE/MEDIA (BASE)							
2252-000	Chrgs to Components-Services		82,908.00	0.00	82,908.00	0.00	82,908.00	0.00
2701-000	Refunds Prior Years Expenses		0.00	0.00	0.00	21.58	0.00	21.58
	Subtotal of 508.000	LIBRARY SERVICE/MEDIA (BASE)	82,908.00	0.00	82,908.00	21.58	82,908.00	21.58
508.001	LIBRY SVC-DATABASES							
2252-000	Chrgs to Components-Services		162,242.00	2,554.00	164,796.00	0.00	164,796.00	0.00
	Subtotal of 508.001	LIBRY SVC-DATABASES	162,242.00	2,554.00	164,796.00	0.00	164,796.00	0.00

\* Estimated revenue for Carryover Encumbrances from the prior fiscal year will not be realized. These are estimates to balance the budget

**GREATER SOUTHERN TIER BOCES**  
Revenue Status Report As Of: 11/30/2015  
Fiscal Year: 2016  
Fund: A GENERAL FUND

Revenue Account	Service	Description	Original Estimate	Adjustments	Current Estimate	Year-to-Date	Anticipated Balance	Excess Revenue
<b>508.002 LIBRY SVC-COOPERATIVE COLLECTION</b>								
2252-000	Chrgs to Components-Services		85,907.00	0.00	85,907.00	0.00	85,907.00	0.00
Subtotal of 508.002 LIBRY SVC-COOPERATIVE COLLECTION			85,907.00	0.00	85,907.00	0.00	85,907.00	0.00
<b>511.000 PRINTING</b>								
2252-000	Chrgs to Components-Services		846,943.00	0.00	846,943.00	0.00	846,943.00	0.00
2770-000	Unclassified Revenues		437.00	0.00	437.00	0.00	437.00	0.00
Subtotal of 511.000 PRINTING			847,380.00	0.00	847,380.00	0.00	847,380.00	0.00
<b>511.002 PRINTING/UNAIDED SUPPLIES</b>								
2252-000	Chrgs to Components-Services		0.00	202,143.50	202,143.50	0.00	202,143.50	0.00
2655-000	Minor Sales, Other		0.00	0.00	0.00	34,372.00	0.00	34,372.00
Subtotal of 511.002 PRINTING/UNAIDED SUPPLIES			0.00	202,143.50	202,143.50	34,372.00	202,143.50	34,372.00
<b>511.005 PRINTING - COURIER</b>								
2252-000	Chrgs to Components-Services		209,484.00	0.00	209,484.00	0.00	209,484.00	0.00
2701-000	Refunds Prior Years Expenses		0.00	0.00	0.00	1,264.53	0.00	1,264.53
2770-000	Unclassified Revenues		850.00	0.00	850.00	189.53	660.47	0.00
Subtotal of 511.005 PRINTING - COURIER			210,334.00	0.00	210,334.00	1,454.06	210,144.47	1,264.53
<b>512.000 COMP SVC-CAI/LAN</b>								
2252-000	Chrgs to Components-Services		766,072.00	0.00	766,072.00	0.00	766,072.00	0.00
2254-000	Chrgs to Other Boces-Services		5,652.00	0.00	5,652.00	1,695.60	3,956.40	0.00
2701-000	Refunds Prior Years Expenses		0.00	0.00	0.00	0.84	0.00	0.84
Subtotal of 512.000 COMP SVC-CAI/LAN			771,724.00	0.00	771,724.00	1,696.44	770,028.40	0.84
<b>512.001 COMP SVC-CAI/LAN DIST SPEC</b>								
2252-000	Chrgs to Components-Services		1,309,689.00	26,500.00	1,336,189.00	0.00	1,336,189.00	0.00
2254-000	Chrgs to Other Boces-Services		379,000.00	0.00	379,000.00	113,700.00	265,300.00	0.00
2701-800	REFUND PRIOR YEARS OTH BOCES		0.00	0.00	0.00	72.81	0.00	72.81
Subtotal of 512.001 COMP SVC-CAI/LAN DIST SPEC			1,688,689.00	26,500.00	1,715,189.00	113,772.81	1,601,489.00	72.81
<b>513.000 LIBRARY AUTOMATION (BASE)</b>								
2252-000	Chrgs to Components-Services		211,835.00	0.00	211,835.00	0.00	211,835.00	0.00
Subtotal of 513.000 LIBRARY AUTOMATION (BASE)			211,835.00	0.00	211,835.00	0.00	211,835.00	0.00
<b>513.001 LIBRARY AUTOMATION-DIST SPECIFIC</b>								
2252-000	Chrgs to Components-Services		11,045.00	100.00	11,145.00	0.00	11,145.00	0.00

\* Estimated revenue for Carryover Encumbrances from the prior fiscal year will not be realized. These are estimates to balance the budget

**GREATER SOUTHERN TIER BOCES**  
Revenue Status Report As Of: 11/30/2015  
Fiscal Year: 2016  
Fund: A GENERAL FUND

Revenue Account	Service	Description	Original Estimate	Adjustments	Current Estimate	Year-to-Date	Anticipated Balance	Excess Revenue
Subtotal of 513.001 LIBRARY AUTOMATION-DIST SPECIFIC			11,045.00	100.00	11,145.00	0.00	11,145.00	0.00
513.002 LIBRARY AUTOMATION-MANDARIN								
2252-000	Chrgs to Components-Services		42,840.00	810.00	43,650.00	0.00	43,650.00	0.00
Subtotal of 513.002 LIBRARY AUTOMATION-MANDARIN			42,840.00	810.00	43,650.00	0.00	43,650.00	0.00
513.003 LIBRARY AUTOMATION-ALEXANDRIA								
2252-000	Chrgs to Components-Services		2,397.00	0.00	2,397.00	0.00	2,397.00	0.00
Subtotal of 513.003 LIBRARY AUTOMATION-ALEXANDRIA			2,397.00	0.00	2,397.00	0.00	2,397.00	0.00
514.000 EXTRA CURR COORD ACADEMIC ALL ST								
2252-000	Chrgs to Components-Services		12,765.00	0.00	12,765.00	0.00	12,765.00	0.00
Subtotal of 514.000 EXTRA CURR COORD ACADEMIC ALL ST			12,765.00	0.00	12,765.00	0.00	12,765.00	0.00
516.000 PLANNING/INSTR-GRANT WRITING								
2252-000	Chrgs to Components-Services		962,276.00	0.00	962,276.00	0.00	962,276.00	0.00
Subtotal of 516.000 PLANNING/INSTR-GRANT WRITING			962,276.00	0.00	962,276.00	0.00	962,276.00	0.00
517.000 COORD, OTHER-CENTRAL								
2254-000	Chrgs to Other Boces-Services		22,500.00	0.00	22,500.00	6,750.00	15,750.00	0.00
2770-000	Unclassified Revenues		9,750.00	0.00	9,750.00	13,400.00	0.00	3,650.00
Subtotal of 517.000 COORD, OTHER-CENTRAL			32,250.00	0.00	32,250.00	20,150.00	15,750.00	3,650.00
518.000 COORDINATOR OF HOME INSTRUCTION								
2252-000	Chrgs to Components-Services		57,319.00	0.00	57,319.00	0.00	57,319.00	0.00
Subtotal of 518.000 COORDINATOR OF HOME INSTRUCTION			57,319.00	0.00	57,319.00	0.00	57,319.00	0.00
520.000 COMPREHENSIVE SUPPORT SERVICES								
2252-000	Chrgs to Components-Services		67,464.00	0.00	67,464.00	0.00	67,464.00	0.00
Subtotal of 520.000 COMPREHENSIVE SUPPORT SERVICES			67,464.00	0.00	67,464.00	0.00	67,464.00	0.00
522.000 EQUIPMENT REPAIR-AV								
2252-000	Chrgs to Components-Services		120,311.00	0.00	120,311.00	0.00	120,311.00	0.00
2770-000	Unclassified Revenues		228.00	0.00	228.00	0.00	228.00	0.00
Subtotal of 522.000 EQUIPMENT REPAIR-AV			120,539.00	0.00	120,539.00	0.00	120,539.00	0.00
522.001 EQUIPMENT REPAIR-MICRO								
2252-000	Chrgs to Components-Services		221,033.00	0.00	221,033.00	0.00	221,033.00	0.00
2701-000	Refunds Prior Years Expenses		0.00	0.00	0.00	546.00	0.00	546.00

\* Estimated revenue for Carryover Encumbrances from the prior fiscal year will not be realized.  
These are estimates to balance the budget

# GREATER SOUTHERN TIER BOCES

Revenue Status Report As Of: 11/30/2015

Fiscal Year: 2016

Fund: A GENERAL FUND

Revenue Account	Service	Description	Original Estimate	Adjustments	Current Estimate	Year-to-Date	Anticipated Balance	Excess Revenue
2770-000	Unclassified Revenues		0.00	0.00	0.00	881.00	0.00	881.00
	Subtotal of 522.001	EQUIPMENT REPAIR-MICRO	221,033.00	0.00	221,033.00	1,427.00	221,033.00	1,427.00
523.493	INTER-SCHOL COOR-W/ GV BOCES							
2252-000	Chrgs to Components-Services		5,790.00	220.00	6,010.00	0.00	6,010.00	0.00
2701-800	REFUND PRIOR YEARS OTH BOCES		0.00	0.00	0.00	777.14	0.00	777.14
	Subtotal of 523.493	INTER-SCHOL COOR-W/ GV BOCES	5,790.00	220.00	6,010.00	777.14	6,010.00	777.14
525.000	STAFF DVLPMNT-CURR MENTOR-BASE							
2252-000	Chrgs to Components-Services		573,860.00	-114,772.00	459,088.00	0.00	459,088.00	0.00
	Subtotal of 525.000	STAFF DVLPMNT-CURR MENTOR-BASE	573,860.00	-114,772.00	459,088.00	0.00	459,088.00	0.00
525.001	STAFF DVLPMNT-CURR MENTOR-SUBS							
2252-000	Chrgs to Components-Services		71,970.00	-9,630.00	62,340.00	0.00	62,340.00	0.00
	Subtotal of 525.001	STAFF DVLPMNT-CURR MENTOR-SUBS	71,970.00	-9,630.00	62,340.00	0.00	62,340.00	0.00
525.002	STAFF DVLPMNT-CURR MENTOR-SUMMER							
2252-000	Chrgs to Components-Services		29,437.00	0.00	29,437.00	0.00	29,437.00	0.00
	Subtotal of 525.002	STAFF DVLPMNT-CURR MENTOR-SUMMER	29,437.00	0.00	29,437.00	0.00	29,437.00	0.00
525.003	STF DVLPMNT-CURR MNTR-SUMMER STIPND							
2252-000	Chrgs to Components-Services		60,920.00	0.00	60,920.00	0.00	60,920.00	0.00
	Subtotal of 525.003	STF DVLPMNT-CURR MNTR-SUMMER STIPND	60,920.00	0.00	60,920.00	0.00	60,920.00	0.00
525.004	STAFF DVLPMNT-STEM MENTORS							
2252-000	Chrgs to Components-Services		946,870.00	28,693.00	975,563.00	0.00	975,563.00	0.00
2254-000	Chrgs to Other Boces-Services		43,040.00	0.00	43,040.00	12,912.00	30,128.00	0.00
	Subtotal of 525.004	STAFF DVLPMNT-STEM MENTORS	989,910.00	28,693.00	1,018,603.00	12,912.00	1,005,691.00	0.00
525.006	STAFF DVLPMNT-STEM SUBS							
2252-000	Chrgs to Components-Services		120,968.00	258.00	121,226.00	0.00	121,226.00	0.00
	Subtotal of 525.006	STAFF DVLPMNT-STEM SUBS	120,968.00	258.00	121,226.00	0.00	121,226.00	0.00
525.007	STAFF DVLPMNT-STEM STIPENDS							
2252-000	Chrgs to Components-Services		500.00	0.00	500.00	0.00	500.00	0.00
	Subtotal of 525.007	STAFF DVLPMNT-STEM STIPENDS	500.00	0.00	500.00	0.00	500.00	0.00
525.008	STAFF DVLPMNT-STEM EVALS							
2252-000	Chrgs to Components-Services		43,200.00	0.00	43,200.00	0.00	43,200.00	0.00

\* Estimated revenue for Carryover Encumbrances from the prior fiscal year will not be realized.  
These are estimates to balance the budget

**GREATER SOUTHERN TIER BOCES**  
Revenue Status Report As Of: 11/30/2015  
Fiscal Year: 2016  
Fund: A GENERAL FUND

Revenue Account	Service	Description	Original Estimate	Adjustments	Current Estimate	Year-to-Date	Anticipated Balance	Excess Revenue
Subtotal of 525.008 STAFF DVLPMT-STEM EVALS			43,200.00	0.00	43,200.00	0.00	43,200.00	0.00
526.691 INTER-SCHOL COOR-DCMO								
2252-000 Chrgs to Components-Services			28,693.00	68.03	28,761.03	0.00	28,761.03	0.00
2701-800 REFUND PRIOR YEARS OTH BOCES			0.00	0.00	0.00	3,387.78	0.00	3,387.78
Subtotal of 526.691 INTER-SCHOL COOR-DCMO			28,693.00	68.03	28,761.03	3,387.78	28,761.03	3,387.78
527.000 INSTR MAT DEVEL-ELEM SCIENCE								
2252-000 Chrgs to Components-Services			221,622.00	3,225.00	224,847.00	0.00	224,847.00	0.00
2254-000 Chrgs to Other Bocas-Services			11,134.00	0.00	11,134.00	3,340.20	7,793.80	0.00
Subtotal of 527.000 INSTR MAT DEVEL-ELEM SCIENCE			232,756.00	3,225.00	235,981.00	3,340.20	232,640.80	0.00
527.001 DISCRETIONARY-ELEM SCIENCE								
2252-000 Chrgs to Components-Services			432,312.00	26,692.00	459,004.00	0.00	459,004.00	0.00
2254-000 Chrgs to Other Bocas-Services			30,649.00	0.00	30,649.00	9,194.70	21,454.30	0.00
Subtotal of 527.001 DISCRETIONARY-ELEM SCIENCE			462,961.00	26,692.00	489,653.00	9,194.70	480,458.30	0.00
527.002 INSTR MAT DEVEL-SCI DISCOVERY CT								
2252-000 Chrgs to Components-Services			4,322.00	0.00	4,322.00	0.00	4,322.00	0.00
Subtotal of 527.002 INSTR MAT DEVEL-SCI DISCOVERY CT			4,322.00	0.00	4,322.00	0.00	4,322.00	0.00
527.003 SCI DISCOVERY CTR-DIST SPEC								
2252-000 Chrgs to Components-Services			43,213.00	1,500.00	44,713.00	0.00	44,713.00	0.00
Subtotal of 527.003 SCI DISCOVERY CTR-DIST SPEC			43,213.00	1,500.00	44,713.00	0.00	44,713.00	0.00
528.000 IND-ED ACT COOR-CDC								
2252-000 Chrgs to Components-Services			354,326.00	0.00	354,326.00	0.00	354,326.00	0.00
2770-000 Unclassified Revenues			91,781.00	0.00	91,781.00	6,600.00	85,181.00	0.00
Subtotal of 528.000 IND-ED ACT COOR-CDC			446,107.00	0.00	446,107.00	6,600.00	439,507.00	0.00
528.002 IND-ED ACT COOR-CDC INTERNSHIPS								
2252-000 Chrgs to Components-Services			35,004.00	0.00	35,004.00	0.00	35,004.00	0.00
Subtotal of 528.002 IND-ED ACT COOR-CDC INTERNSHIPS			35,004.00	0.00	35,004.00	0.00	35,004.00	0.00
528.005 IND-ED ACT COOR-CDC YOUTH LEADER								
2252-000 Chrgs to Components-Services			6,750.00	1,000.00	7,750.00	0.00	7,750.00	0.00
Subtotal of 528.005 IND-ED ACT COOR-CDC YOUTH LEADER			6,750.00	1,000.00	7,750.00	0.00	7,750.00	0.00
528.008 IND-ED ACT COOR-CDC ADDL CAREER								

\* Estimated revenue for Carryover Encumbrances from the prior fiscal year will not be realized.  
These are estimates to balance the budget.

**GREATER SOUTHERN TIER BOCES**  
Revenue Status Report As Of: 11/30/2015  
Fiscal Year: 2016  
Fund: A GENERAL FUND

Revenue Account	Service	Description	Original Estimate	Adjustments	Current Estimate	Year-to-Date	Anticipated Balance	Excess Revenue
2252-000	Chrgs to Components-Services		28,150.00	0.00	28,150.00	0.00	28,150.00	0.00
2770-000	Unclassified Revenues		0.00	0.00	0.00	6,600.00	0.00	6,600.00
	Subtotal of 528.008 IND-ED ACT COOR-CDC ADDL CAREER		28,150.00	0.00	28,150.00	6,600.00	28,150.00	6,600.00
535.499	Equipment Repair XC							
2252-000	Chrgs to Components-Services		8,199.00	0.00	8,199.00	0.00	8,199.00	0.00
	Subtotal of 535.499 Equipment Repair XC		8,199.00	0.00	8,199.00	0.00	8,199.00	0.00
536.000	MODEL SCHOOLS-BASE							
2252-000	Chrgs to Components-Services		78,111.00	0.00	78,111.00	0.00	78,111.00	0.00
	Subtotal of 536.000 MODEL SCHOOLS-BASE		78,111.00	0.00	78,111.00	0.00	78,111.00	0.00
536.001	MODEL SCHOOLS-DIST SPEC							
2252-000	Chrgs to Components-Services		24,043.00	0.00	24,043.00	0.00	24,043.00	0.00
	Subtotal of 536.001 MODEL SCHOOLS-DIST SPEC		24,043.00	0.00	24,043.00	0.00	24,043.00	0.00
537.000	SCH CURR-BASE							
2252-000	Chrgs to Components-Services		215,921.00	0.00	215,921.00	0.00	215,921.00	0.00
	Subtotal of 537.000 SCH CURR-BASE		215,921.00	0.00	215,921.00	0.00	215,921.00	0.00
537.001	SCH CURR-WORKSHOPS							
2252-000	Chrgs to Components-Services		403,190.00	0.00	403,190.00	0.00	403,190.00	0.00
2770-000	Unclassified Revenues		31,086.00	0.00	31,086.00	1,380.00	29,706.00	0.00
	2770-002 MISC REV-LAMIN/POSTERS		0.00	0.00	0.00	3,074.44	0.00	3,074.44
	Subtotal of 537.001 SCH CURR-WORKSHOPS		434,276.00	0.00	434,276.00	4,454.44	432,896.00	3,074.44
537.002	SCH CURR-DATA ANALYSIS							
2252-000	Chrgs to Components-Services		150,480.00	0.00	150,480.00	0.00	150,480.00	0.00
	Subtotal of 537.002 SCH CURR-DATA ANALYSIS		150,480.00	0.00	150,480.00	0.00	150,480.00	0.00
537.003	SCH CURR-LEADERSHIP							
2252-000	Chrgs to Components-Services		21,000.00	0.00	21,000.00	0.00	21,000.00	0.00
	Subtotal of 537.003 SCH CURR-LEADERSHIP		21,000.00	0.00	21,000.00	0.00	21,000.00	0.00
537.004	SCH CURR-SUB REIMBURSEMENT							
2252-000	Chrgs to Components-Services		60,139.00	0.00	60,139.00	0.00	60,139.00	0.00
	Subtotal of 537.004 SCH CURR-SUB REIMBURSEMENT		60,139.00	0.00	60,139.00	0.00	60,139.00	0.00
537.005	SCH CURR-WORKSHOPS-DISTRICT SPEC							

\* Estimated revenue for Carryover Encumbrances from the prior fiscal year will not be realized.  
These are estimates to balance the budget

**GREATER SOUTHERN TIER BOCES**  
Revenue Status Report As Of: 11/30/2015  
Fiscal Year: 2016  
Fund: A GENERAL FUND

Revenue Account	Service	Description	Original Estimate	Adjustments	Current Estimate	Year-to-Date	Anticipated Balance	Excess Revenue
2252-000	Chrgs to Components-Services		85,850.00	0.00	85,850.00	0.00	85,850.00	0.00
Subtotal of 537.005 SCH CURR-WORKSHOPS-DISTRICT SPEC			85,850.00	0.00	85,850.00	0.00	85,850.00	0.00
537.006	SCH CURR-STIPENDS							
2252-000	Chrgs to Components-Services		127,779.00	0.00	127,779.00	0.00	127,779.00	0.00
Subtotal of 537.006 SCH CURR-STIPENDS			127,779.00	0.00	127,779.00	0.00	127,779.00	0.00
537.007	SCH CURR-SUPT RETREAT							
2252-000	Chrgs to Components-Services		6,300.00	0.00	6,300.00	0.00	6,300.00	0.00
Subtotal of 537.007 SCH CURR-SUPT RETREAT			6,300.00	0.00	6,300.00	0.00	6,300.00	0.00
537.008	SCH CURR-NYSCOSS							
2252-000	Chrgs to Components-Services		2,100.00	0.00	2,100.00	0.00	2,100.00	0.00
Subtotal of 537.008 SCH CURR-NYSCOSS			2,100.00	0.00	2,100.00	0.00	2,100.00	0.00
537.010	SCH CURR-NETWORK TEAMS							
2252-000	Chrgs to Components-Services		66,000.00	0.00	66,000.00	0.00	66,000.00	0.00
Subtotal of 537.010 SCH CURR-NETWORK TEAMS			66,000.00	0.00	66,000.00	0.00	66,000.00	0.00
537.012	SCH CURR-REGIONAL SCORING							
2252-000	Chrgs to Components-Services		237,553.00	0.00	237,553.00	0.00	237,553.00	0.00
Subtotal of 537.012 SCH CURR-REGIONAL SCORING			237,553.00	0.00	237,553.00	0.00	237,553.00	0.00
540.698	STAFF DEV W/PUTNAM WESTCHESTER B							
2252-000	Chrgs to Components-Services		0.00	3,600.00	3,600.00	0.00	3,600.00	0.00
Subtotal of 540.698 STAFF DEV W/PUTNAM WESTCHESTER B			0.00	3,600.00	3,600.00	0.00	3,600.00	0.00
545.496	SCH CURR-W/MONROE #2 BOCES							
2252-000	Chrgs to Components-Services		14,038.00	0.00	14,038.00	0.00	14,038.00	0.00
Subtotal of 545.496 SCH CURR-W/MONROE #2 BOCES			14,038.00	0.00	14,038.00	0.00	14,038.00	0.00
547.591	School/Curriculum Improvement PI							
2252-000	Chrgs to Components-Services		43,800.00	0.00	43,800.00	0.00	43,800.00	0.00
Subtotal of 547.591 School/Curriculum Improvement PI			43,800.00	0.00	43,800.00	0.00	43,800.00	0.00
550.591	COMPUTER SVC, INSTR W/ ERIE 1 BO							
2252-000	Chrgs to Components-Services		943,312.00	209,386.88	1,152,698.88	0.00	1,152,698.88	0.00
Subtotal of 550.591 COMPUTER SVC, INSTR W/ ERIE 1 BO			943,312.00	209,386.88	1,152,698.88	0.00	1,152,698.88	0.00

\* Estimated revenue for Carryover Encumbrances from the prior fiscal year will not be realized.  
These are estimates to balance the budget

# GREATER SOUTHERN TIER BOCES

Revenue Status Report As Of: 11/30/2015

Fiscal Year: 2016

Fund: A GENERAL FUND

Revenue Account	Service	Description	Original Estimate	Adjustments	Current Estimate	Year-to-Date	Anticipated Balance	Excess Revenue
552.599	SCH CURR-W/BROOME-TIOGA BOCES							
	2252-000	Chrgs to Components-Services	9,536.00	0.00	9,536.00	0.00	9,536.00	0.00
	Subtotal of 552.599	SCH CURR-W/BROOME-TIOGA BOCES	9,536.00	0.00	9,536.00	0.00	9,536.00	0.00
555.591	MODEL SCHOOLS W/ERIE 1 BOCES							
	2252-000	Chrgs to Components-Services	44,000.00	0.00	44,000.00	0.00	44,000.00	0.00
	Subtotal of 555.591	MODEL SCHOOLS W/ERIE 1 BOCES	44,000.00	0.00	44,000.00	0.00	44,000.00	0.00
556.693	MODEL SCHOOLS W/TST BOCES							
	2252-000	Chrgs to Components-Services	795.00	0.00	795.00	0.00	795.00	0.00
	Subtotal of 556.693	MODEL SCHOOLS W/TST BOCES	795.00	0.00	795.00	0.00	795.00	0.00
558.693	SCH CURR-W/TST BOCES							
	2252-000	Chrgs to Components-Services	12,080.00	0.00	12,080.00	0.00	12,080.00	0.00
	2701-800	REFUND PRIOR YEARS OTH BOCES	0.00	0.00	0.00	2,926.73	0.00	2,926.73
	Subtotal of 558.693	SCH CURR-W/TST BOCES	12,080.00	0.00	12,080.00	2,926.73	12,080.00	2,926.73
559.693	SUBSTANCE ABUSE INFO W/ TST							
	2252-000	Chrgs to Components-Services	0.00	6,826.50	6,826.50	0.00	6,826.50	0.00
	Subtotal of 559.693	SUBSTANCE ABUSE INFO W/ TST	0.00	6,826.50	6,826.50	0.00	6,826.50	0.00
562.493	SCH CURR-W/GEN VALLEY BOCES							
	2252-000	Chrgs to Components-Services	300.00	200.00	500.00	0.00	500.00	0.00
	2701-800	REFUND PRIOR YEARS OTH BOCES	0.00	0.00	0.00	15.75	0.00	15.75
	Subtotal of 562.493	SCH CURR-W/GEN VALLEY BOCES	300.00	200.00	500.00	15.75	500.00	15.75
568.596	MODEL SCHOOLS W/ ALBANY BOCES							
	2252-000	Chrgs to Components-Services	1,040.00	0.00	1,040.00	0.00	1,040.00	0.00
	Subtotal of 568.596	MODEL SCHOOLS W/ ALBANY BOCES	1,040.00	0.00	1,040.00	0.00	1,040.00	0.00
569.495	INTER-SCHOL COOR-W/ WFL BOCES							
	2252-000	Chrgs to Components-Services	315.00	0.00	315.00	0.00	315.00	0.00
	Subtotal of 569.495	INTER-SCHOL COOR-W/ WFL BOCES	315.00	0.00	315.00	0.00	315.00	0.00
574.595	SIP W/ HERKIMER-FULTON-HAMILTON-							
	2252-000	Chrgs to Components-Services	0.00	900.00	900.00	0.00	900.00	0.00
	Subtotal of 574.595	SIP W/ HERKIMER-FULTON-HAMILTON-	0.00	900.00	900.00	0.00	900.00	0.00
575.495	COMPUTER SVC, INSTR W/ WFL							

\* Estimated revenue for Carryover Encumbrances from the prior fiscal year will not be realized.

These are estimates to balance the budget

**GREATER SOUTHERN TIER BOCES**  
Revenue Status Report As Of: 11/30/2015  
Fiscal Year: 2016  
Fund: A GENERAL FUND

Revenue Account	Service	Description	Original Estimate	Adjustments	Current Estimate	Year-to-Date	Anticipated Balance	Excess Revenue
2252-000	Chrgs to Components-Services		0.00	700.00	700.00	0.00	700.00	0.00
	Subtotal of 575.495 COMPUTER SVC, INSTR W/ WFL		0.00	700.00	700.00	0.00	700.00	0.00
602.001	HLTH COORD-STEUBEN PLAN							
2252-000	Chrgs to Components-Services		107,891.00	0.00	107,891.00	0.00	107,891.00	0.00
	Subtotal of 602.001 HLTH COORD-STEUBEN PLAN		107,891.00	0.00	107,891.00	0.00	107,891.00	0.00
602.002	WORKERS COMP COORD							
2252-000	Chrgs to Components-Services		42,240.00	0.00	42,240.00	0.00	42,240.00	0.00
	Subtotal of 602.002 WORKERS COMP COORD		42,240.00	0.00	42,240.00	0.00	42,240.00	0.00
605.001	CSC-TELECOM							
2252-000	Chrgs to Components-Services		427,710.00	0.00	427,710.00	0.00	427,710.00	0.00
2701-000	Refunds Prior Years Expenses		0.00	0.00	0.00	76.25	0.00	76.25
2770-000	Unclassified Revenues		0.00	0.00	0.00	115,825.00	0.00	115,825.00
	Subtotal of 605.001 CSC-TELECOM		427,710.00	0.00	427,710.00	115,901.25	427,710.00	115,901.25
605.002	CSC-DESKTOP							
2252-000	Chrgs to Components-Services		2,116,160.00	65,860.00	2,182,020.00	0.00	2,182,020.00	0.00
	Subtotal of 605.002 CSC-DESKTOP		2,116,160.00	65,860.00	2,182,020.00	0.00	2,182,020.00	0.00
605.003	CSC-EMAIL							
2252-000	Chrgs to Components-Services		79,929.00	0.00	79,929.00	0.00	79,929.00	0.00
	Subtotal of 605.003 CSC-EMAIL		79,929.00	0.00	79,929.00	0.00	79,929.00	0.00
605.005	CSC-INST TECH							
2252-000	Chrgs to Components-Services		142,274.00	0.00	142,274.00	0.00	142,274.00	0.00
	Subtotal of 605.005 CSC-INST TECH		142,274.00	0.00	142,274.00	0.00	142,274.00	0.00
605.006	CSC-SERVER							
2252-000	Chrgs to Components-Services		370,956.00	0.00	370,956.00	0.00	370,956.00	0.00
	Subtotal of 605.006 CSC-SERVER		370,956.00	0.00	370,956.00	0.00	370,956.00	0.00
605.007	CSC-ON-LINE							
2252-000	Chrgs to Components-Services		340,938.00	0.00	340,938.00	0.00	340,938.00	0.00
2770-000	Unclassified Revenues		0.00	0.00	0.00	94,898.96	0.00	94,898.96
	Subtotal of 605.007 CSC-ON-LINE		340,938.00	0.00	340,938.00	94,898.96	340,938.00	94,898.96
605.008	CSC-ON-LINE/DIST SPEC							

\* Estimated revenue for Carryover Encumbrances from the prior fiscal year will not be realized.  
These are estimates to balance the budget

**GREATER SOUTHERN TIER BOCES**  
Revenue Status Report As Of: 11/30/2015  
Fiscal Year: 2016  
Fund: A GENERAL FUND

Revenue Account	Service	Description	Original Estimate	Adjustments	Current Estimate	Year-to-Date	Anticipated Balance	Excess Revenue
2252-000	Chrgs to Components-Services		2,933,541.00	129,996.00	3,063,537.00	0.00	3,063,537.00	0.00
2650-000	Sales-Scrap & Excess Material		0.00	0.00	0.00	853.20	0.00	853.20
2701-800	REFUND PRIOR YEARS OTH BOCES		0.00	0.00	0.00	118,685.92	0.00	118,685.92
2770-000	Unclassified Revenues		0.00	0.00	0.00	2,590.00	0.00	2,590.00
2770-001	MISC REV-BOCES E-RATE		0.00	0.00	0.00	6,205.94	0.00	6,205.94
Subtotal of 605.008 CSC-ON-LINE/DIST SPEC			2,933,541.00	129,996.00	3,063,537.00	128,335.06	3,063,537.00	128,335.06
<b>605 009 CSC-DOC IMAGING</b>								
2252-000	Chrgs to Components-Services		120,801.00	6,377.00	127,178.00	0.00	127,178.00	0.00
Subtotal of 605.009 CSC-DOC IMAGING			120,801.00	6,377.00	127,178.00	0.00	127,178.00	0.00
<b>605.010 CSC-STUDENT MGT SYS-BASE</b>								
2252-000	Chrgs to Components-Services		821,403.00	0.00	821,403.00	0.00	821,403.00	0.00
2254-000	Chrgs to Other Boces-Services		0.00	500.00	500.00	150.00	350.00	0.00
2770-000	Unclassified Revenues		0.00	0.00	0.00	15,500.00	0.00	15,500.00
Subtotal of 605.010 CSC-STUDENT MGT SYS-BASE			821,403.00	500.00	821,903.00	15,650.00	821,753.00	15,500.00
<b>605.011 CSC-STUDENT MGT SYS-DIST SPEC</b>								
2252-000	Chrgs to Components-Services		85,864.00	0.00	85,864.00	0.00	85,864.00	0.00
Subtotal of 605.011 CSC-STUDENT MGT SYS-DIST SPEC			85,864.00	0.00	85,864.00	0.00	85,864.00	0.00
<b>605.012 CSC-FINANCIAL</b>								
2252-000	Chrgs to Components-Services		571,926.00	0.00	571,926.00	0.00	571,926.00	0.00
2254-000	Chrgs to Other Boces-Services		22,272.00	-3,819.00	18,453.00	6,555.80	11,897.20	0.00
2770-000	Unclassified Revenues		78,522.00	0.00	78,522.00	1,105.23	77,416.77	0.00
Subtotal of 605.012 CSC-FINANCIAL			672,720.00	-3,819.00	668,901.00	7,661.03	661,239.97	0.00
<b>605.013 CSC-DSRS</b>								
2252-000	Chrgs to Components-Services		1,102,266.00	0.00	1,102,266.00	0.00	1,102,266.00	0.00
2770-000	Unclassified Revenues		19,462.00	0.00	19,462.00	0.00	19,462.00	0.00
Subtotal of 605.013 CSC-DSRS			1,121,728.00	0.00	1,121,728.00	0.00	1,121,728.00	0.00
<b>605.014 CSC-SAS</b>								
2252-000	Chrgs to Components-Services		134,416.00	0.00	134,416.00	0.00	134,416.00	0.00
Subtotal of 605.014 CSC-SAS			134,416.00	0.00	134,416.00	0.00	134,416.00	0.00
<b>605.015 CSC-TEST SCORING-BASE</b>								
2252-000	Chrgs to Components-Services		220,663.00	0.00	220,663.00	0.00	220,663.00	0.00
2701-000	Refunds Prior Years Expenses		0.00	0.00	0.00	30.50	0.00	30.50

\* Estimated revenue for Carryover Encumbrances from the prior fiscal year will not be realized.

These are estimates to balance the budget

**GREATER SOUTHERN TIER BOCES**

Revenue Status Report As Of: 11/30/2015

Fiscal Year: 2016

Fund: A GENERAL FUND

Revenue Account	Service	Description	Original Estimate	Adjustments	Current Estimate	Year-to-Date	Anticipated Balance	Excess Revenue
2701-800	REFUND PRIOR YEARS OTH BOCES		0.00	0.00	0.00	1.34	0.00	1.34
2770-000	Unclassified Revenues		277,250.00	0.00	277,250.00	6,184.02	271,065.98	0.00
	Subtotal of 605.015 CSC-TEST SCORING-BASE		497,913.00	0.00	497,913.00	6,215.86	491,728.98	31.84
605.016	CSC-TEST SCORING-DIST SPEC							
2252-000	Chrgs to Components-Services		544,648.00	0.00	544,648.00	0.00	544,648.00	0.00
	Subtotal of 605.016 CSC-TEST SCORING-DIST SPEC		544,648.00	0.00	544,648.00	0.00	544,648.00	0.00
605.017	CSC-IDEAS							
2252-000	Chrgs to Components-Services		96,629.00	0.00	96,629.00	0.00	96,629.00	0.00
2254-000	Chrgs to Other Boces-Services		0.00	4,550.00	4,550.00	840.97	3,709.03	0.00
2770-000	Unclassified Revenues		0.00	0.00	0.00	6,655.42	0.00	6,655.42
	Subtotal of 605.017 CSC-IDEAS		96,629.00	4,550.00	101,179.00	7,496.39	100,338.03	6,655.42
605.018	CSC-INTERNET							
2252-000	Chrgs to Components-Services		292,273.00	0.00	292,273.00	0.00	292,273.00	0.00
2770-000	Unclassified Revenues		0.00	0.00	0.00	16,587.78	0.00	16,587.78
	Subtotal of 605.018 CSC-INTERNET		292,273.00	0.00	292,273.00	16,587.78	292,273.00	16,587.78
605.019	CSC-INTERNET-DIST SPEC							
2252-000	Chrgs to Components-Services		13,000.00	0.00	13,000.00	0.00	13,000.00	0.00
	Subtotal of 605.019 CSC-INTERNET-DIST SPEC		13,000.00	0.00	13,000.00	0.00	13,000.00	0.00
605.020	CSC-CLEAR TRACK 200							
2252-000	Chrgs to Components-Services		207,778.00	0.00	207,778.00	0.00	207,778.00	0.00
	Subtotal of 605.020 CSC-CLEAR TRACK 200		207,778.00	0.00	207,778.00	0.00	207,778.00	0.00
605.021	CSC-CAFETERIA POS-BASE							
2252-000	Chrgs to Components-Services		141,181.00	0.00	141,181.00	0.00	141,181.00	0.00
2254-000	Chrgs to Other Boces-Services		36,012.00	0.00	36,012.00	10,803.60	25,208.40	0.00
	Subtotal of 605.021 CSC-CAFETERIA POS-BASE		177,193.00	0.00	177,193.00	10,803.60	166,389.40	0.00
605.022	CSC-CAFETERIA POS-DIST SPEC							
2252-000	Chrgs to Components-Services		3,835.00	295.00	4,130.00	0.00	4,130.00	0.00
	Subtotal of 605.022 CSC-CAFETERIA POS-DIST SPEC		3,835.00	295.00	4,130.00	0.00	4,130.00	0.00
605.023	CSC-ID CARDS							
2252-000	Chrgs to Components-Services		1,456.00	0.00	1,456.00	0.00	1,456.00	0.00
	Subtotal of 605.023 CSC-ID CARDS		1,456.00	0.00	1,456.00	0.00	1,456.00	0.00

\* Estimated revenue for Carryover Encumbrances from the prior fiscal year will not be realized.

These are estimates to balance the budget

**GREATER SOUTHERN TIER BOCES**  
Revenue Status Report As Of: 11/30/2015  
Fiscal Year: 2016  
Fund: A GENERAL FUND

Revenue Account	Service	Description	Original Estimate	Adjustments	Current Estimate	Year-to-Date	Anticipated Balance	Excess Revenue
<b>605.024 CSC-MEDICAID REIMBURSEMENT</b>								
2252-000	Chrgs to Components-Services		150,613.00	0.00	150,613.00	0.00	150,613.00	0.00
2770-000	Unclassified Revenues		0.00	0.00	0.00	486.25	0.00	486.25
	<b>Subtotal of 605.024 CSC-MEDICAID REIMBURSEMENT</b>		150,613.00	0.00	150,613.00	486.25	150,613.00	486.25
<b>605.025 CSC-METERING &amp; MANAGEMENT</b>								
2252-000	Chrgs to Components-Services		9,120.00	0.00	9,120.00	0.00	9,120.00	0.00
	<b>Subtotal of 605.025 CSC-METERING &amp; MANAGEMENT</b>		9,120.00	0.00	9,120.00	0.00	9,120.00	0.00
<b>605.026 CSC-SHARED CIO SERVICE</b>								
2252-000	Chrgs to Components-Services		183,882.00	0.00	183,882.00	0.00	183,882.00	0.00
	<b>Subtotal of 605.026 CSC-SHARED CIO SERVICE</b>		183,882.00	0.00	183,882.00	0.00	183,882.00	0.00
<b>605.027 CSC-VOIP</b>								
2252-000	Chrgs to Components-Services		526,191.00	0.00	526,191.00	0.00	526,191.00	0.00
	<b>Subtotal of 605.027 CSC-VOIP</b>		526,191.00	0.00	526,191.00	0.00	526,191.00	0.00
<b>605.028 CSC-BACKUP SERVICE</b>								
2252-000	Chrgs to Components-Services		214,533.00	0.00	214,533.00	0.00	214,533.00	0.00
	<b>Subtotal of 605.028 CSC-BACKUP SERVICE</b>		214,533.00	0.00	214,533.00	0.00	214,533.00	0.00
<b>605.029 CSC-SECURITY</b>								
2252-000	Chrgs to Components-Services		230,979.00	0.00	230,979.00	0.00	230,979.00	0.00
	<b>Subtotal of 605.029 CSC-SECURITY</b>		230,979.00	0.00	230,979.00	0.00	230,979.00	0.00
<b>605.030 CSC-ENHANCED MEDICAID COORDINATI</b>								
2252-000	Chrgs to Components-Services		28,916.00	0.00	28,916.00	0.00	28,916.00	0.00
	<b>Subtotal of 605.030 CSC-ENHANCED MEDICAID COORDINATI</b>		28,916.00	0.00	28,916.00	0.00	28,916.00	0.00
<b>605.031 FAX SERVICE</b>								
2252-000	Chrgs to Components-Services		14,550.00	0.00	14,550.00	0.00	14,550.00	0.00
	<b>Subtotal of 605.031 FAX SERVICE</b>		14,550.00	0.00	14,550.00	0.00	14,550.00	0.00
<b>606.000 SUBSTITUTE COORDINATION</b>								
2252-000	Chrgs to Components-Services		112,793.00	0.00	112,793.00	0.00	112,793.00	0.00
	<b>Subtotal of 606.000 SUBSTITUTE COORDINATION</b>		112,793.00	0.00	112,793.00	0.00	112,793.00	0.00
<b>607.000 STAFF DEVELOPMENT: BUS DRIVERS</b>								

\* Estimated revenue for Carryover Encumbrances from the prior fiscal year will not be realized. These are estimates to balance the budget

**GREATER SOUTHERN TIER BOCES**

Revenue Status Report As Of: 11/30/2015

Fiscal Year: 2016

Fund: A GENERAL FUND

Revenue Account	Service	Description	Original Estimate	Adjustments	Current Estimate	Year-to-Date	Anticipated Balance	Excess Revenue
2252-000	Chrgs to Components-Services		1,700.00	0.00	1,700.00	0.00	1,700.00	0.00
Subtotal of 607.000 STAFF DEVELOPMENT: BUS DRIVERS			1,700.00	0.00	1,700.00	0.00	1,700.00	0.00
608.000 NEGOTIATIONS (LABOR RELATIONS)								
2252-000	Chrgs to Components-Services		293,053.00	0.00	293,053.00	0.00	293,053.00	0.00
Subtotal of 608.000 NEGOTIATIONS (LABOR RELATIONS)			293,053.00	0.00	293,053.00	0.00	293,053.00	0.00
609.000 SAFETY/RISK MGT-BASE								
2252-000	Chrgs to Components-Services		31,500.00	170.00	31,670.00	0.00	31,670.00	0.00
2254-000	Chrgs to Other Boces-Services		214,250.00	0.00	214,250.00	64,275.00	149,975.00	0.00
2770-000	Unclassified Revenues		6,824.00	0.00	6,824.00	1,870.00	4,954.00	0.00
Subtotal of 609.000 SAFETY/RISK MGT-BASE			252,574.00	170.00	252,744.00	66,145.00	186,599.00	0.00
609.001 SAFETY/RISK MGT-DIST SPEC								
2252-000	Chrgs to Components-Services		236,883.00	0.00	236,883.00	0.00	236,883.00	0.00
Subtotal of 609.001 SAFETY/RISK MGT-DIST SPEC			236,883.00	0.00	236,883.00	0.00	236,883.00	0.00
609.002 SAFETY/RISK MGT-TRAINING								
2252-000	Chrgs to Components-Services		46,315.00	0.00	46,315.00	0.00	46,315.00	0.00
Subtotal of 609.002 SAFETY/RISK MGT-TRAINING			46,315.00	0.00	46,315.00	0.00	46,315.00	0.00
609.003 SAFETY/RISK MGT-OPTION A TESTING								
2252-000	Chrgs to Components-Services		63,000.00	0.00	63,000.00	0.00	63,000.00	0.00
Subtotal of 609.003 SAFETY/RISK MGT-OPTION A TESTING			63,000.00	0.00	63,000.00	0.00	63,000.00	0.00
609.004 SAFETY/RISK MGT-ASBESTOS SERVICE								
2252-000	Chrgs to Components-Services		83,774.00	0.00	83,774.00	0.00	83,774.00	0.00
2770-000	Unclassified Revenues		0.00	0.00	0.00	6,739.00	0.00	6,739.00
Subtotal of 609.004 SAFETY/RISK MGT-ASBESTOS SERVICE			83,774.00	0.00	83,774.00	6,739.00	83,774.00	6,739.00
609.005 SAFETY/RISK MGT-FIRE/STRUCT INSP								
2252-000	Chrgs to Components-Services		48,229.00	0.00	48,229.00	0.00	48,229.00	0.00
Subtotal of 609.005 SAFETY/RISK MGT-FIRE/STRUCT INSP			48,229.00	0.00	48,229.00	0.00	48,229.00	0.00
610.000 EMPLOYEE ASSISTANCE PROGRAM								
2252-000	Chrgs to Components-Services		104,538.00	0.00	104,538.00	0.00	104,538.00	0.00
2770-000	Unclassified Revenues		362.00	0.00	362.00	0.00	362.00	0.00
Subtotal of 610.000 EMPLOYEE ASSISTANCE PROGRAM			104,900.00	0.00	104,900.00	0.00	104,900.00	0.00

\* Estimated revenue for Carryover Encumbrances from the prior fiscal year will not be realized.  
These are estimates to balance the budget

# GREATER SOUTHERN TIER BOCES

Revenue Status Report As Of: 11/30/2015

Fiscal Year: 2016

Fund: A GENERAL FUND

Revenue Account	Service	Description	Original Estimate	Adjustments	Current Estimate	Year-to-Date	Anticipated Balance	Excess Revenue
<b>611.000</b>	<b>TRANS OTHER:DRUG TESTING</b>							
2252-000	Chrgs to Components-Services		45,140.00	0.00	45,140.00	0.00	45,140.00	0.00
2254-000	Chrgs to Other Boces-Services		4,392.00	0.00	4,392.00	1,317.60	3,074.40	0.00
2770-000	Unclassified Revenues		4,514.00	0.00	4,514.00	4,514.00	0.00	0.00
	<b>Subtotal of 611.000 TRANS OTHER:DRUG TESTING</b>		54,046.00	0.00	54,046.00	5,831.60	48,214.40	0.00
<b>612.000</b>	<b>CBO-BASE</b>							
2252-000	Chrgs to Components-Services		3,759,785.00	4,075.00	3,763,860.00	0.00	3,763,860.00	0.00
	<b>Subtotal of 612.000 CBO-BASE</b>		3,759,785.00	4,075.00	3,763,860.00	0.00	3,763,860.00	0.00
<b>614.000</b>	<b>PUBLIC INFO-BASE</b>							
2252-000	Chrgs to Components-Services		144,718.00	0.00	144,718.00	0.00	144,718.00	0.00
	<b>Subtotal of 614.000 PUBLIC INFO-BASE</b>		144,718.00	0.00	144,718.00	0.00	144,718.00	0.00
<b>615.592</b>	<b>PLNG SVCS MGMT (ST AID) W/QUESTA</b>							
2252-000	Chrgs to Components-Services		65,310.00	1,260.00	66,570.00	0.00	66,570.00	0.00
	<b>Subtotal of 615.592 PLNG SVCS MGMT (ST AID) W/QUESTA</b>		65,310.00	1,260.00	66,570.00	0.00	66,570.00	0.00
<b>616.594</b>	<b>COOP BDNG COORD (ENERGY) W/OCM B</b>							
2252-000	Chrgs to Components-Services		31,600.00	-980.00	30,620.00	0.00	30,620.00	0.00
2701-000	Refunds Prior Years Expenses		0.00	0.00	0.00	68.98	0.00	68.98
2701-800	REFUND PRIOR YEARS OTH BOCES		0.00	0.00	0.00	1,018.52	0.00	1,018.52
	<b>Subtotal of 616.594 COOP BDNG COORD (ENERGY) W/OCM B</b>		31,600.00	-980.00	30,620.00	1,087.50	30,620.00	1,087.50
<b>617.000</b>	<b>SCHOOL FOOD MANAGEMENT: CENTRAL</b>							
2252-000	Chrgs to Components-Services		1,729,066.00	0.00	1,729,066.00	0.00	1,729,066.00	0.00
2254-000	Chrgs to Other Boces-Services		5,442.00	0.00	5,442.00	1,632.60	3,809.40	0.00
2770-000	Unclassified Revenues		0.00	0.00	0.00	180.00	0.00	180.00
	<b>Subtotal of 617.000 SCHOOL FOOD MANAGEMENT: CENTRAL</b>		1,734,508.00	0.00	1,734,508.00	1,812.60	1,732,875.40	180.00
<b>618.000</b>	<b>GASB-45 PLANNING AND VALUATION S</b>							
2252-000	Chrgs to Components-Services		51,050.00	0.00	51,050.00	0.00	51,050.00	0.00
	<b>Subtotal of 618.000 GASB-45 PLANNING AND VALUATION S</b>		51,050.00	0.00	51,050.00	0.00	51,050.00	0.00
<b>620.596</b>	<b>PUBLIC INFO-BASE</b>							
2252-000	Chrgs to Components-Services		47,032.00	0.00	47,032.00	0.00	47,032.00	0.00
	<b>Subtotal of 620.596 PUBLIC INFO-BASE</b>		47,032.00	0.00	47,032.00	0.00	47,032.00	0.00
<b>621.494</b>	<b>TRANSPORTATION HANDICAPP W/ MONR</b>							

\* Estimated revenue for Carryover Encumbrances from the prior fiscal year will not be realized. These are estimates to balance the budget

**GREATER SOUTHERN TIER BOCES**  
Revenue Status Report As Of: 11/30/2015  
Fiscal Year: 2016  
Fund: A GENERAL FUND

Revenue Account	Service	Description	Original Estimate	Adjustments	Current Estimate	Year-to-Date	Anticipated Balance	Excess Revenue
2252-000	Chrgs to Components-Services		0.00	2,917.12	2,917.12	0.00	2,917.12	0.00
Subtotal of 621.494 TRANSPORTATION HANDICAPP W/ MONR			0.00	2,917.12	2,917.12	0.00	2,917.12	0.00
623.000	COOP AD/RECRUITING-BASE							
2252-000	Chrgs to Components-Services		81,660.00	-72,592.00	9,068.00	0.00	9,068.00	0.00
Subtotal of 623.000 COOP AD/RECRUITING-BASE			81,660.00	-72,592.00	9,068.00	0.00	9,068.00	0.00
623.001	COOP AD/RECRUITING-DIST SPEC							
2252-000	Chrgs to Components-Services		0.00	72,592.00	72,592.00	0.00	72,592.00	0.00
Subtotal of 623.001 COOP AD/RECRUITING-DIST SPEC			0.00	72,592.00	72,592.00	0.00	72,592.00	0.00
624.000	STAFF DEV: BOARD OF ED							
2252-000	Chrgs to Components-Services		21,000.00	0.00	21,000.00	0.00	21,000.00	0.00
Subtotal of 624.000 STAFF DEV: BOARD OF ED			21,000.00	0.00	21,000.00	0.00	21,000.00	0.00
627.495	Staff Development: Clerical w/ W							
2252-000	Chrgs to Components-Services		1,182.00	0.00	1,182.00	0.00	1,182.00	0.00
Subtotal of 627.495 Staff Development: Clerical w/ W			1,182.00	0.00	1,182.00	0.00	1,182.00	0.00
629.591	COMPUTER SERVICE:MGMT W/ ERIE 1							
2252-000	Chrgs to Components-Services		2,825,612.00	357,772.15	3,183,384.15	0.00	3,183,384.15	0.00
Subtotal of 629.591 COMPUTER SERVICE:MGMT W/ ERIE 1			2,825,612.00	357,772.15	3,183,384.15	0.00	3,183,384.15	0.00
630.597	CSC-X-CONT MADISON-ONEIDA BOCES							
2252-000	Chrgs to Components-Services		13,848.00	0.00	13,848.00	0.00	13,848.00	0.00
Subtotal of 630.597 CSC-X-CONT MADISON-ONEIDA BOCES			13,848.00	0.00	13,848.00	0.00	13,848.00	0.00
631.694	CSC-X-CONT E SUFFOLK							
2252-000	Chrgs to Components-Services		16,406.00	0.00	16,406.00	0.00	16,406.00	0.00
Subtotal of 631.694 CSC-X-CONT E SUFFOLK			16,406.00	0.00	16,406.00	0.00	16,406.00	0.00
633.493	HLTH CARE COORD W/GV BOCES							
2252-000	Chrgs to Components-Services		55,370.00	19,158.24	74,528.24	0.00	74,528.24	0.00
2701-800	REFUND PRIOR YEARS OTH BOCES		0.00	0.00	0.00	1,273.38	0.00	1,273.38
Subtotal of 633.493 HLTH CARE COORD W/GV BOCES			55,370.00	19,158.24	74,528.24	1,273.38	74,528.24	1,273.38
634.495	STAFF DEVELOP: BUS DRIVERS WWFL							
2252-000	Chrgs to Components-Services		437.00	0.00	437.00	0.00	437.00	0.00
Subtotal of 634.495 STAFF DEVELOP: BUS DRIVERS WWFL			437.00	0.00	437.00	0.00	437.00	0.00

\* Estimated revenue for Carryover Encumbrances from the prior fiscal year will not be realized.  
These are estimates to balance the budget

**GREATER SOUTHERN TIER BOCES**

Revenue Status Report As Of: 11/30/2015

Fiscal Year: 2016

Fund: A GENERAL FUND

Revenue Account	Service	Description	Original Estimate	Adjustments	Current Estimate	Year-to-Date	Anticipated Balance	Excess Revenue
635.493	NEGOTIATIONS(LBR RELTNS) W/GV BO							
2252-000	Chrgs to Components-Services		20,043.00	-2,469.00	17,574.00	0.00	17,574.00	0.00
2701-800	REFUND PRIOR YEARS OTH BOCES		0.00	0.00	0.00	2,260.77	0.00	2,260.77
	<b>Subtotal of 635.493 NEGOTIATIONS(LBR RELTNS) W/GV BO</b>		20,043.00	-2,469.00	17,574.00	2,260.77	17,574.00	2,260.77
636.497	NEGOTIATIONS(LBR RELTNS) W/C-O B							
2252-000	Chrgs to Components-Services		25,370.00	0.00	25,370.00	0.00	25,370.00	0.00
2701-800	REFUND PRIOR YEARS OTH BOCES		0.00	0.00	0.00	6,449.53	0.00	6,449.53
	<b>Subtotal of 636.497 NEGOTIATIONS(LBR RELTNS) W/C-O B</b>		25,370.00	0.00	25,370.00	6,449.53	25,370.00	6,449.53
637.493	COOP BIDNG COORD(FOOD SVC) W/GV							
2252-000	Chrgs to Components-Services		215.00	0.00	215.00	0.00	215.00	0.00
	<b>Subtotal of 637.493 COOP BIDNG COORD(FOOD SVC) W/GV</b>		215.00	0.00	215.00	0.00	215.00	0.00
638.495	COOP BIDNG COORD(ENERGY)W/WFL							
2252-000	Chrgs to Components-Services		19,125.00	0.00	19,125.00	0.00	19,125.00	0.00
	<b>Subtotal of 638.495 COOP BIDNG COORD(ENERGY)W/WFL</b>		19,125.00	0.00	19,125.00	0.00	19,125.00	0.00
639.596	GASB-45 PLANNING SRV W/CAPITAL B							
2252-000	Chrgs to Components-Services		0.00	7,101.12	7,101.12	0.00	7,101.12	0.00
	<b>Subtotal of 639.596 GASB-45 PLANNING SRV W/CAPITAL B</b>		0.00	7,101.12	7,101.12	0.00	7,101.12	0.00
640.495	COOP AD/RECRUITING-WFL							
2252-000	Chrgs to Components-Services		8,000.00	0.00	8,000.00	0.00	8,000.00	0.00
	<b>Subtotal of 640.495 COOP AD/RECRUITING-WFL</b>		8,000.00	0.00	8,000.00	0.00	8,000.00	0.00
641.495	COOP AD/RECRUITING-MON #2							
2252-000	Chrgs to Components-Services		6,089.00	-829.00	5,260.00	0.00	5,260.00	0.00
	<b>Subtotal of 641.495 COOP AD/RECRUITING-MON #2</b>		6,089.00	-829.00	5,260.00	0.00	5,260.00	0.00
643.499	NEGOTIATIONS(LBR RELTNS) W/CAEW							
2252-000	Chrgs to Components-Services		1,910.00	-550.00	1,360.00	0.00	1,360.00	0.00
	<b>Subtotal of 643.499 NEGOTIATIONS(LBR RELTNS) W/CAEW</b>		1,910.00	-550.00	1,360.00	0.00	1,360.00	0.00
646.491	Computer Service: Management XC							
2252-000	Chrgs to Components-Services		11,992.00	0.00	11,992.00	0.00	11,992.00	0.00
	<b>Subtotal of 646.491 Computer Service: Management XC</b>		11,992.00	0.00	11,992.00	0.00	11,992.00	0.00

\* Estimated revenue for Carryover Encumbrances from the prior fiscal year will not be realized. These are estimates to balance the budget

**GREATER SOUTHERN TIER BOCES**

Revenue Status Report As Of: 11/30/2015

Fiscal Year: 2016

Fund: A GENERAL FUND

Revenue Account	Service	Description	Original Estimate	Adjustments	Current Estimate	Year-to-Date	Anticipated Balance	Excess Revenue
647.499	STAFF DEVELOP: BUS DRIVERS W/CA							
2252-000	Chrgs to Components-Services		600.00	0.00	600.00	0.00	600.00	0.00
	Subtotal of 647.499	STAFF DEVELOP: BUS DRIVERS W/CA	600.00	0.00	600.00	0.00	600.00	0.00
648.698	RECRUITING W/ PUTNAM BOCES							
2252-000	Chrgs to Components-Services		3,486.00	6,828.00	10,314.00	0.00	10,314.00	0.00
	Subtotal of 648.698	RECRUITING W/ PUTNAM BOCES	3,486.00	6,828.00	10,314.00	0.00	10,314.00	0.00
649.493	STAFF DEVELOP: BUS DRIVERS W/GV							
2252-000	Chrgs to Components-Services		495.00	0.00	495.00	0.00	495.00	0.00
2701-800	REFUND PRIOR YEARS OTH BOCES		0.00	0.00	0.00	80.07	0.00	80.07
	Subtotal of 649.493	STAFF DEVELOP: BUS DRIVERS W/GV	495.00	0.00	495.00	80.07	495.00	80.07
651.495	COMPUTER SERVICE MANAGEMENT W/ W							
2252-000	Chrgs to Components-Services		1,196.00	24.39	1,220.39	0.00	1,220.39	0.00
	Subtotal of 651.495	COMPUTER SERVICE MANAGEMENT W/ W	1,196.00	24.39	1,220.39	0.00	1,220.39	0.00
653.594	COMPUTER SERVICE MANAGEMENT W/ O							
2252-000	Chrgs to Components-Services		1,250.00	-1,250.00	0.00	0.00	0.00	0.00
	Subtotal of 653.594	COMPUTER SERVICE MANAGEMENT W/ O	1,250.00	-1,250.00	0.00	0.00	0.00	0.00
659.591	POLICY MANUAL SERVICE-ERIE 1							
2252-000	Chrgs to Components-Services		45,709.00	-11,500.50	34,208.50	0.00	34,208.50	0.00
	Subtotal of 659.591	POLICY MANUAL SERVICE-ERIE 1	45,709.00	-11,500.50	34,208.50	0.00	34,208.50	0.00
665.691	COOPERATIVE BID/SUPPLIES-DCMO							
2252-000	Chrgs to Components-Services		60,441.00	-60.29	60,380.71	0.00	60,380.71	0.00
2701-800	REFUND PRIOR YEARS OTH BOCES		0.00	0.00	0.00	5,370.77	0.00	5,370.77
	Subtotal of 665.691	COOPERATIVE BID/SUPPLIES-DCMO	60,441.00	-60.29	60,380.71	5,370.77	60,380.71	5,370.77
666.693	WASTE REMOVAL-TST							
2252-000	Chrgs to Components-Services		11,892.00	-599.66	11,292.34	0.00	11,292.34	0.00
2701-800	REFUND PRIOR YEARS OTH BOCES		0.00	0.00	0.00	688.08	0.00	688.08
	Subtotal of 666.693	WASTE REMOVAL-TST	11,892.00	-599.66	11,292.34	688.08	11,292.34	688.08
669.693	ENERGY MANAGEMENT W/ TST BOCES							
2252-000	Chrgs to Components-Services		45,243.00	0.00	45,243.00	0.00	45,243.00	0.00
2701-800	REFUND PRIOR YEARS OTH BOCES		0.00	0.00	0.00	2,984.37	0.00	2,984.37
	Subtotal of 669.693	ENERGY MANAGEMENT W/ TST BOCES	45,243.00	0.00	45,243.00	2,984.37	45,243.00	2,984.37

\* Estimated revenue for Carryover Encumbrances from the prior fiscal year will not be realized.

These are estimates to balance the budget

**GREATER SOUTHERN TIER BOCES**

Revenue Status Report As Of: 11/30/2015

Fiscal Year: 2016

Fund: A GENERAL FUND

Revenue Account	Service	Description	Original Estimate	Adjustments	Current Estimate	Year-to-Date	Anticipated Balance	Excess Revenue
Total GENERAL FUND			90,584,171.00	2,060,725.38	92,644,896.38	1,261,222.65	92,327,012.12	943,338.39

**Selection Criteria**

Criteria Name: Last Run  
 As Of Date: 11/30/2015  
 Suppress revenue accounts with no activity  
 Print Summary Only  
 Sort by: Fund/Service/Revenue Code  
 Printed by Janice Conley

\* Estimated revenue for Carryover Encumbrances from the prior fiscal year will not be realized.  
 These are estimates to balance the budget

# GREATER SOUTHERN TIER BOCES

## Outstanding Check Listing

Bank Account: GeneralMT - M&T - General Fund

Check Number	Check Date	Remit To	Warrant	Fund	Recorded	Statement Date	Check Amount	Check Number
073402	11/24/2015	A PLUS EDUCATORS, LLC ATTN: ACCOUNTS RECEIVABLE	0053	No			\$206,500.00	073402
073403	11/24/2015	ACKERIGARY H.	0053	No			\$46.44	073403
073063	11/12/2015	ADAMSILUCINDA A.	0047	No			\$29.99	073063
073236	11/19/2015	ADAMSILUCINDA A.	0049	No			\$59.80	073236
073237	11/19/2015	ADDISON POST	0049	No			\$82.00	073237
073064	11/12/2015	ADORAMA	0047	No			\$800.15	073064
072894	11/05/2015	AFFORDABLE AUTO SERVICE & SALES	0044	No			\$44.95	072894
073065	11/12/2015	AGAPE VETERINARY CLINIC	0047	No			\$62.00	073065
072730	10/29/2015	ALFRED ALMOND CENTRAL SCHOOL	0041	No			\$1,500.00	072730
072895	11/05/2015	ALFRED ALMOND CENTRAL SCHOOL	0044	No			\$281.80	072895
073239	11/19/2015	ALFRED ALMOND CENTRAL SCHOOL	0049	No			\$51.13	073239
073404	11/24/2015	ALFRED ALMOND CENTRAL SCHOOL	0053	No			\$286.42	073404
072731	10/29/2015	ALL SEASON TIRE, INC.	0041	No			\$160.00	072731
072732	10/29/2015	ALLEGRO MEDICAL	0041	No			\$565.44	072732
072896	11/05/2015	ALSCO	0044	No			\$994.63	072896
072733	10/29/2015	ANDRE AND SONS, INC.	0041	No			\$2,112.00	072733
073241	11/19/2015	APEX LEARNING	0049	No			\$300.00	073241
073405	11/24/2015	APPLE INC	0053	No			\$217.70	073405
073242	11/19/2015	ARGENTIERI BROS. INC	0049	No			\$119.50	073242
073406	11/24/2015	ARMSTRONG TELEPHONE COMPANY ATTN: DEBBIE	0053	No			\$520.98	073406
072898	11/05/2015	ARNOT ART MUSEUM LYNDA WILLIAMS, BUSINESS MGR	0044	No			\$3,600.00	072898
073243	11/19/2015	ARNOT ART MUSEUM LYNDA WILLIAMS, BUSINESS MGR	0049	Yes			\$450.00	073243
073407	11/24/2015	ART'S EXTERMINATING	0053	No			\$200.00	073407
073244	11/19/2015	ASE	0049	No			\$720.00	073244
073071	11/12/2015	AUTOZONE	0047	No			\$44.39	073071
072738	10/29/2015	AVOCA CENTRAL SCHOOL	0041	No			\$229.25	072738
073201	11/16/2015	AVOCA CENTRAL SCHOOL DISTRICT	0048	No			\$104,490.36	073201
072543	10/22/2015	AYERSIDIANA K.	0039	No			\$2.59	072543
073408	11/24/2015	AYERSIDIANA K.	0053	No			\$5.18	073408
072899	11/05/2015	B & H PHOTO-VIDEO REMITTANCE PROCESSING CENTER	0044	No			\$148.99	072899
073072	11/12/2015	BARCLAY WOOD, TOYS & BLOCK INC	0047	No			\$380.26	073072
073245	11/19/2015	BARNEDIROXANNE M.	0049	No			\$175.38	073245
072900	11/05/2015	BARONEWMARK J.	0044	No			\$75.90	072900
073409	11/24/2015	BARRVALERIE S.	0053	No			\$5.18	073409
073202	11/16/2015	BATH CENTRAL SCHOOL DISTRICT	0048	No			\$268,176.30	073202
072901	11/05/2015	BERKSHIRE BIOLOGICAL, INC.	0044	No			\$1,061.50	072901
073410	11/24/2015	BIBBY FINANCIAL SERVICES	0053	No			\$124.95	073410
072743	10/29/2015	BILL'S LOCKSMITHING	0041	No			\$6.00	072743
072745	10/29/2015	BLICK ART MATERIALS	0041	No			\$109.00	072745
072746	10/29/2015	BOCES CATTARAUGUS ALLEGANY	0041	No			\$4,700.67	072746

# GREATER SOUTHERN TIER BOCES

## Outstanding Check Listing

Bank Account: GeneralMT - M&T - General Fund

Check Number	Check Date	Remit To	Warrant	Fund	Recorded	Statement Date	Check Amount	Check Number
073411	11/24/2015	BOCES CATTARAUGUS ALLEGANY	0053	No	No		\$12,684.76	073411
072747	10/29/2015	BOCES CAYUGA-ONONDAGA	0041	No	No		\$2,537.00	072747
072748	10/29/2015	BOCES DELAWARE-CHENANGO-MADISON-OTSEGO ATTN: TREASURER	0041	No	No		\$17,828.34	072748
073412	11/24/2015	BOCES DELAWARE-CHENANGO-MADISON-OTSEGO	0053	No	No		\$8,914.18	073412
072902	11/05/2015	BOCES ERIE 1 DEPT 116205	0044	No	No		\$397,960.55	072902
072903	11/05/2015	BOCES GENESEE VALLEY	0044	No	No		\$31,189.32	072903
073413	11/24/2015	BOCES MADISON-ONEIDA	0053	No	No		\$982.80	073413
073073	11/12/2015	BOCES MONROE #1	0047	No	No		\$14,664.41	073073
072904	11/05/2015	BOCES MONROE 2-ORLEANS	0044	No	No		\$584.45	072904
072905	11/05/2015	BOCES ONONDAGA CORTLAND MADISON	0044	No	No		\$10,475.50	072905
073211	11/16/2015	BOCES ORLEANS NIAGARA	0048	No	No		\$2,692.23	073211
073414	11/24/2015	BOCES PUTNAM-NORTHERN WESTCHESTER	0053	No	No		\$1,031.40	073414
072751	10/29/2015	BOCES TOMPKINS-SENECA-TIOGA	0041	No	No		\$15,869.88	072751
073415	11/24/2015	BOCES TOMPKINS-SENECA-TIOGA	0053	No	No		\$15,934.10	073415
072752	10/29/2015	BOCES WAYNE FINGER LAKES ATTN: BUSINESS OFFICE	0041	No	No		\$11,509.30	072752
073416	11/24/2015	BOCES WAYNE FINGER LAKES ATTN: BUSINESS OFFICE	0053	No	No		\$12,209.28	073416
072753	10/29/2015	BORAS/KEITH A.	0041	No	No		\$30.00	072753
073248	11/19/2015	BOWERS/EMILY A.	0049	No	No		\$266.34	073248
073044	11/06/2015	BRADFORD CENTRAL SCHOOL DISTRICT	0045	No	No		\$12,551.23	073044
073216	11/16/2015	BRADFORD CENTRAL SCHOOL DISTRICT	0048	No	No		\$144,477.77	073216
072906	11/05/2015	BRADLEY SUPPLY	0044	No	No		\$24.37	072906
073076	11/12/2015	BRADLEY SUPPLY	0047	No	No		\$205.17	073076
073249	11/19/2015	BRADLEY SUPPLY	0049	No	No		\$677.67	073249
073417	11/24/2015	BRADLEY SUPPLY	0053	No	No		\$27.75	073417
073250	11/19/2015	BRAINPOP LLC	0049	No	No		\$434.00	073250
073077	11/12/2015	BRIAN'S CUSTOM FLOORING, INC.	0047	No	No		\$3,031.66	073077
072907	11/05/2015	BRICO TECHNOLOGIES INC.	0044	No	No		\$1,011.95	072907
072554	10/22/2015	BRIGHTBYTES, INC.	0039	No	No		\$32,310.60	072554
073251	11/19/2015	BUCKLEY/ELIZABETH A.	0049	No	No		\$284.05	073251
073252	11/19/2015	BUFFALO BACKFLOW, INC.	0049	No	No		\$89.89	073252
072758	10/29/2015	CAMPFEL PRODUCTIONS	0041	No	No		\$895.00	072758
073418	11/24/2015	CAMPBELL SAVONA CSD SCHOOL LUNCH FUND	0053	No	No		\$636.35	073418
072759	10/29/2015	CAMPBELL/JARED	0041	No	No		\$4,800.00	072759
072909	11/05/2015	CANASERAGA CENTRAL SCHOOL	0044	No	No		\$2,100.00	072909
073220	11/16/2015	CANISTEO-GREENWOOD CSD	0048	No	No		\$149,991.63	073220
072760	10/29/2015	CAPITAL REGION BOCES	0041	No	No		\$11,020.44	072760
072911	11/05/2015	CAR CARE PRODUCTS INC	0044	No	No		\$463.60	072911
073254	11/19/2015	CAROLINA BIOLOGICAL SUPPLY COMPANY	0049	No	No		\$414.15	073254
073256	11/19/2015	CENGAGE LEARNING	0049	No	No		\$1,270.50	073256

# GREATER SOUTHERN TIER BOCES

## Outstanding Check Listing

Bank Account: GeneralMT - M&T - General Fund

Check Number	Check Date	Remit To	Warrant	Fund	Recorded	Statement Date	Check Amount	Check Number
073420	11/24/2015	CENTRAL PROGRAMS, INC GUMDROP BOOKS	0053		No		\$3,367.19	073420
073079	11/12/2015	CENTRAL SQUARE CENTRAL SCHOOLS FOOD SERVICES	0047		No		\$842.00	073079
072914	11/05/2015	CHAMPION FASTENERS INC	0044		No		\$129.00	072914
073421	11/24/2015	CHAMPION FASTENERS INC	0053		No		\$241.00	073421
072765	10/29/2015	CHAPEL LUMBER LINN S CHAPEL CO. INC	0041		No		\$345.20	072765
073080	11/12/2015	CHAPEL LUMBER LINN S CHAPEL CO. INC	0047		No		\$312.64	073080
073257	11/19/2015	CHAPEL LUMBER LINN S CHAPEL CO. INC	0049		No		\$2,381.34	073257
073422	11/24/2015	CHAPEL LUMBER LINN S CHAPEL CO. INC	0053		No		\$20.50	073422
073264	11/19/2015	CHEMUNG COUNTY DEPARTMENT OF HEALTH ENVIRONMENTAL HEALTH SERVICES	0049		No		\$201.00	073264
073424	11/24/2015	CHEMUNG COUNTY TRANSFER	0053		No		\$443.54	073424
073265	11/19/2015	CHEMUNG COUNTY TREASURER CHEMUNG COUNTY SHERIFF'S OFFICE	0049		No		\$9,706.88	073265
072920	11/05/2015	CHEMUNG SPRING WATER CO. INC	0044		No		\$14.70	072920
072767	10/29/2015	CHILSON-WILCOX INC	0041		No		\$372.00	072767
072921	11/05/2015	CIAFFONEDOMINIQUE F.	0044		No		\$126.99	072921
072768	10/29/2015	CIRCLE COMPUTER, INC	0041		No		\$132.00	072768
073426	11/24/2015	CLEMENS CENTER	0053		No		\$2,805.00	073426
073427	11/24/2015	COMPASS LEARNING	0053		No		\$3,600.00	073427
072771	10/29/2015	CONNECTICUT VALLEY BIOLOGICAL SUPPLY CO	0041		No		\$2,181.89	072771
073092	11/12/2015	CONNECTICUT VALLEY BIOLOGICAL SUPPLY CO	0047		No		\$693.47	073092
073267	11/19/2015	CONNECTICUT VALLEY BIOLOGICAL SUPPLY CO	0049		No		\$691.73	073267
072925	11/05/2015	COOK BROTHERS TRUCK PARTS	0044		No		\$43.18	072925
073093	11/12/2015	COOK BROTHERS TRUCK PARTS	0047		No		\$100.67	073093
073094	11/12/2015	CORNELL UNIVERSITY ATTN: ALISSA MEDERO, BEEBE HALL	0047		No		\$1,500.00	073094
073429	11/24/2015	CORNING MUSEUM OF GLASS/ITHE	0053		No		\$1,125.00	073429
072926	11/05/2015	CORNING PAINTED POST SCHOOL DISTRICT ATTN: TREASURER	0044		No		\$1,511.04	072926
072927	11/05/2015	CORNING-PAINTED POST HISTORICAL SOCIETY	0044		No		\$303.00	072927
073430	11/24/2015	COURSONSARA E.	0053		No		\$48.30	073430
073268	11/19/2015	COX JULIE A.	0049		No		\$21.68	073268
072773	10/29/2015	COYNE TEXTILE SERVICES	0041		No		\$30.00	072773
072928	11/05/2015	COYNE TEXTILE SERVICES	0044		No		\$275.52	072928
073269	11/19/2015	COYNE TEXTILE SERVICES	0049		No		\$30.00	073269
073270	11/19/2015	CRAFTJOHN M.	0049		No		\$131.20	073270
072774	10/29/2015	CROUSEKARI A.	0041		No		\$49.97	072774
073097	11/2/2015	CROUGAN WATER DEPARTMENT 8563	0047		No		\$11.50	073097
073098	11/12/2015	CY'S SHURFINE	0047		No		\$44.59	073098
073431	11/24/2015	DASH MEDICAL GLOVES	0053		No		\$35.46	073431

# GREATER SOUTHERN TIER BOCES

Outstanding Check Listing  
Bank Account: GeneralMT - M&T - General Fund

Check Number	Check Date	Remit To	Warrant Fund Recoded	Statement Date	Check Amount	Check Number
072929	11/05/2015	DATAPRO INTERNATIONAL INC.	0044		\$22.95	072929
073432	11/24/2015	DAY AUTOMATION SYSTEMS, INC.	0053		\$133.90	073432
072930	11/05/2015	DBM CONTROLS	0044		\$684.68	072930
073100	11/12/2015	DELL MARKETING LP C/O DELL USA LP	0047		\$711.00	073100
073271	11/19/2015	DELL MARKETING LP C/O DELL USA LP	0049		\$2,129.94	073271
073433	11/24/2015	DELL MARKETING LP C/O DELL USA LP	0053		\$1.98	073433
073101	11/12/2015	DELTA EDUCATION	0047		\$106.17	073101
073434	11/24/2015	DEMEMBERROBERT	0053		\$107.35	073434
073102	11/12/2015	DENNIS SHARON M.	0047		\$135.31	073102
072779	10/29/2015	DISCOUNT SCHOOL SUPPLY	0041		\$200.02	072779
073272	11/19/2015	DORMANN LIBRARY	0049		\$2,445.00	073272
072781	10/29/2015	DRUMMPAMELA M.	0041		\$113.85	072781
073273	11/19/2015	DUXBURY SYSTEMS, INC	0049		\$2,045.00	073273
072934	11/05/2015	EDHELPER	0044		\$1,959.02	072934
072784	10/29/2015	ELM CHEVROLET	0041		\$519.75	072784
073436	11/24/2015	ELMIRA CITY SCHOOL DISTRICT ATTN: ROSE ANN WYLIE	0053		\$9,045.10	073436
073437	11/24/2015	ELMIRA HEIGHTS CENTRAL SCHOOL DISTRICT DISTRICT OFFICE	0053		\$21,435.00	073437
072788	10/29/2015	ENABLING TECHNOLOGIES COMPANY	0041		\$414.36	072788
072937	11/05/2015	ENABLING TECHNOLOGIES COMPANY	0044		\$535.00	072937
072789	10/29/2015	ENCHANTED LEARNING, LLC	0041		\$375.00	072789
072939	11/05/2015	ERIC ARMIN INC	0044		\$97.39	072939
072940	11/05/2015	ERIE MATERIALS	0044		\$444.60	072940
070764	07/10/2015	ERMANOVICS\FREDERICK W.	0004		\$255.77	070764
071199	07/30/2015	ERMANOVICS\FREDERICK W.	0014		\$30.00	071199
071404	08/13/2015	ERMANOVICS\FREDERICK W.	0017		\$88.48	071404
071799	09/10/2015	ERMANOVICS\FREDERICK W.	0025		\$30.00	071799
071921	09/17/2015	ERMANOVICS\FREDERICK W.	0028		\$67.39	071921
072422	10/15/2015	ERMANOVICS\FREDERICK W.	0038		\$92.62	072422
073278	11/19/2015	ERMANOVICS\FREDERICK W.	0049		\$82.56	073278
073110	11/12/2015	ERMANOVICS\FREDERICK W.	0047		\$1,700.00	073110
072791	10/29/2015	ETHOS, INC.	0041		\$21.88	072791
073111	11/12/2015	EVENING TRIBUNE\THE	0047		\$151.89	073111
073112	11/12/2015	EVENING TRIBUNE\THE	0047		\$377.40	073112
073279	11/19/2015	EVENING TRIBUNE\THE	0049		\$165.00	073279
073439	11/24/2015	EVENING TRIBUNE\THE	0053		\$190.80	073439
072941	11/05/2015	EVENING TRIBUNE\THE	0044		\$938.82	072941
073113	11/12/2015	EXEMPLIS LLC	0047		\$280.00	073113
072942	11/05/2015	FASTENAL COMPANY	0044		\$146.73	072942
073440	11/24/2015	FAT BRAIN TOYS, LLC	0053		\$226.83	073440
072945	11/05/2015	FERRARIO AUTO TEAM	0044		\$49.80	072945
073281	11/19/2015	FINGER LAKES MEDIA	0049		\$62.25	073281

# GREATER SOUTHERN TIER BOCES

## Outstanding Check Listing

Bank Account: GeneralIMT - M&T - General Fund

Check Number	Check Date	Remit To	Warrant	Fund	Recorded	Statement Date	Check Amount	Check Number
072947	11/05/2015	FIRST ADVANTAGE OCCUPATIONAL HEALTH SERVICES CORP	0044	No			\$363.26	072947
073116	11/12/2015	FISHER SCIENTIFIC ACCT: 031470-004	0047	No			\$179.84	073116
073117	11/12/2015	FOLLETT SCHOOL SOLUTIONS, INC	0047	No			\$1,498.24	073117
073282	11/19/2015	FOLLETT SCHOOL SOLUTIONS, INC	0049	No			\$432.15	073282
072949	11/05/2015	FOX AUTO GROUP INC	0044	No			\$233.94	072949
073119	11/12/2015	FRANKLINMARSHALL E.	0047	No			\$29.99	073119
073283	11/19/2015	FRANKLINMARSHALL E.	0049	No			\$129.49	073283
072795	10/29/2015	FUN AND FUNCTION	0041	No			\$175.10	072795
072796	10/29/2015	FUSCOEUGENIA M.	0041	No			\$44.85	072796
072950	11/05/2015	GALE/CENGAGE LEARNING	0044	No			\$12,809.00	072950
072601	10/22/2015	GALLS, LLC	0039	No			\$413.70	072601
073285	11/19/2015	GALUSHADAWN M.	0049	No			\$149.50	073285
073120	11/12/2015	GANNETT CENTRAL NY NEWSPAPERS	0047	No			\$2,549.61	073120
073286	11/19/2015	GANNETT CENTRAL NY NEWSPAPERS	0049	No			\$1,656.75	073286
073287	11/19/2015	GAYLORDGALE A.	0049	No			\$52.56	073287
072799	10/29/2015	GENESEE COUNTRY MUSEUM PO BOX 310	0041	No			\$287.00	072799
072800	10/29/2015	GIRARDIMARY ANN	0041	No			\$27.14	072800
073121	11/12/2015	GLOBAL	0047	No			\$716.90	073121
072801	10/29/2015	GOLDWELL NEW YORK	0041	No			\$255.09	072801
073122	11/12/2015	GOLDWELL NEW YORK	0047	No			\$351.80	073122
073123	11/12/2015	GOLOS PRINTING INC	0047	No			\$165.00	073123
072802	10/29/2015	GOOD EARTH	0041	No			\$183.00	072802
073126	11/12/2015	GUMMERS CUSTOM GLASS	0047	No			\$150.00	073126
072952	11/05/2015	GUSHKERRY M.	0044	No			\$37.09	072952
072804	10/29/2015	GUTHRIE MEDICAL GROUP	0041	No			\$35.00	072804
073292	11/19/2015	GWINSALLY J.	0049	No			\$84.30	073292
073293	11/19/2015	HALEYJERRY	0049	No			\$70.96	073293
073443	11/24/2015	HALEYLINDA I.	0053	No			\$470.52	073443
072805	10/29/2015	HAMPTON INN & SUITES ALBANY	0041	No			\$259.50	072805
072610	10/22/2015	HARTERIKERRY L.	0039	No			\$18.67	072610
073444	11/24/2015	HARTERIKERRY L.	0053	No			\$24.89	073444
073294	11/19/2015	HEARTLAND SCHOOL SOLUTIONS	0049	No			\$447.00	073294
073295	11/19/2015	HENRY SCHEIN INC	0049	No			\$723.35	073295
073446	11/24/2015	HERKIMER-FULTON-HAMILTON-OTSEGO BOCES	0053	No			\$270.00	073446
072954	11/05/2015	HEWLETT-PACKARD COMPANY	0044	No			\$202.79	072954
073296	11/19/2015	HEWLETT-PACKARD COMPANY	0049	No			\$135.35	073296
073447	11/24/2015	HEWLETT-PACKARD COMPANY	0053	No			\$26.34	073447
072808	10/29/2015	HILL & MARKES INC	0041	No			\$165.42	072808
072955	11/05/2015	HILL & MARKES INC	0044	No			\$107.52	072955
073448	11/24/2015	HILL & MARKES INC	0053	No			\$205.76	073448
072613	10/22/2015	HILTONISARAH S.	0039	No			\$143.00	072613
073297	11/19/2015	HILTONISARAH S.	0049	No			\$274.85	073297

# GREATER SOUTHERN TIER BOCES

Outstanding Check Listing  
Bank Account: GeneralMT - M&T - General Fund

Check Number	Check Date	Remit To	Warrant Fund Recoded	Statement Date	Check Amount	Check Number
073298	11/19/2015	HISTORICALLY SPEAKING PAUL STILLMAN	0049		\$500.00	073298
073129	11/12/2015	HORSEHEADS CENTRAL SCHOOL DISTRICT	0047		\$1,145.00	073129
073130	11/12/2015	HORSEHEADS CENTRAL SCHOOL DISTRICT ATTN: LINDA S. KLIEVONEIT, TREASURER	0047		\$6,621.95	073130
073449	11/24/2015	HORSEHEADS CENTRAL SCHOOL DISTRICT ATTN: LINDA S. KLIEVONEIT, TREASURER	0053		\$22,055.94	073449
072810	10/29/2015	HORSEHEADS DO IT CENTER	0041		\$35.36	072810
072957	11/05/2015	HORTONIREBECCA G.	0044		\$71.30	072957
073131	11/12/2015	HOTEL INDIGO LATHAM	0047		\$460.00	073131
072958	11/05/2015	HOWARDVANN E.	0044		\$123.74	072958
073299	11/19/2015	HOWARDVANN E.	0049		\$126.33	073299
073450	11/24/2015	HOWARDVANN E.	0053		\$139.78	073450
073300	11/19/2015	HUTH-BEN PEARSON INTERNATIONAL, LLC	0049		\$185.79	073300
072959	11/05/2015	I D BOOTH INC	0044		\$93.20	072959
073133	11/12/2015	I D BOOTH INC	0047		\$21.45	073133
073301	11/19/2015	I D BOOTH INC	0049		\$486.00	073301
073135	11/12/2015	IAT INTERACTIVE LLC	0047		\$1,414.60	073135
072960	11/05/2015	INDUSTRIAL & DOMESTIC ELEC MOTORS, INC.	0044		\$970.00	072960
072961	11/05/2015	INFOBASE LEARNING	0044		\$1,568.00	072961
072618	10/22/2015	INK TECHNOLOGIES.COM	0039		\$395.00	072618
072813	10/29/2015	INK TECHNOLOGIES.COM	0041		\$530.00	072813
072962	11/05/2015	INK TECHNOLOGIES.COM	0044	Yes	\$319.30	072962
073136	11/12/2015	INK TECHNOLOGIES.COM	0047		\$66.00	073136
073137	11/12/2015	IRR SUPPLY CENTERS	0047		\$135.96	073137
073304	11/19/2015	IXL LEARNING	0049		\$2,160.00	073304
073305	11/19/2015	J & L DENTAL	0049		\$713.25	073305
072963	11/05/2015	JAYDEBRA B.	0044		\$21.74	072963
073306	11/19/2015	JOHNSONSTEVEN B.	0049		\$406.01	073306
073451	11/24/2015	JOHNSON-BRUCHEKRISTINE A.	0053		\$50.31	073451
073307	11/19/2015	JUNIOR LIBRARY GUILD	0049		\$819.00	073307
073452	11/24/2015	JUNIOR LIBRARY GUILD	0053		\$1,174.49	073452
072965	11/05/2015	K & K AUTO CENTER	0044		\$188.50	072965
073139	11/12/2015	K & K AUTO CENTER	0047		\$233.66	073139
072815	10/29/2015	KABELDAVID H.	0041		\$55.20	072815
071311	08/06/2015	KAPLAN FAMILY LIBRARY & LEARNING CENTER	0016		\$45.34	071311
073308	11/19/2015	KATHAMIBEN M.	0049		\$166.52	073308
072816	10/29/2015	KELLEY BROS. LLC	0041		\$245.36	072816
072966	11/05/2015	KELLEY BROS. LLC	0044		\$65.80	072966
072967	11/05/2015	KENDALLSTEPHANIE J.	0044		\$30.00	072967
073309	11/19/2015	KING II CHARLES A	0049		\$220.00	073309
072817	10/29/2015	KLOSMICHAEL E.	0041		\$30.00	072817
073310	11/19/2015	KLOSMICHAEL E.	0049		\$57.50	073310
072624	10/22/2015	KLUGISTACY E.	0039		\$17.94	072624

# GREATER SOUTHERN TIER BOCES

## Outstanding Check Listing

Bank Account: GeneralMT - M&T - General Fund

Check Number	Check Date	Remit To	Warrant	Fund	Recorded	Statement Date	Check Amount	Check Number
073453	11/24/2015	KLUG'STACY E.	0053	No			\$11.50	073453
073311	11/19/2015	KONOPSKITANYA M.	0049	No			\$174.80	073311
072626	10/22/2015	KRESSLYKATHLEEN S.	0039	No			\$44.28	072626
073312	11/19/2015	KRESSLYKATHLEEN S.	0049	No			\$75.10	073312
072968	11/05/2015	LAKESHORE LEARNING MATERIALS	0044	No			\$117.31	072968
073313	11/19/2015	LAKESHORE LEARNING MATERIALS	0049	No			\$38.83	073313
072818	10/29/2015	LAMONSKINATHAN J.	0041	No			\$30.00	072818
073141	11/12/2015	LASER PROS INTERNATIONAL	0047	No			\$26.87	073141
073314	11/19/2015	LASER PROS INTERNATIONAL	0049	No			\$273.96	073314
072819	10/29/2015	LAW ENFORCEMENT RESOURCE CENTER	0041	No			\$662.50	072819
072969	11/05/2015	LAWLEY SERVICE	0044	No			\$2,087.02	072969
073315	11/19/2015	LAZEL LEARNING A-Z	0049	No			\$5,553.10	073315
073316	11/19/2015	LEADERITHE	0049	No			\$2,281.30	073316
073317	11/19/2015	LEARNALICE	0049	No			\$17.70	073317
073142	11/12/2015	LEARNING A-Z	0047	No			\$49.95	073142
073319	11/19/2015	LINDSEY LAWN & GARDEN, INC	0049	No			\$75.51	073319
072820	10/29/2015	LOEWFREDRIKA	0041	No			\$200.00	072820
073320	11/19/2015	LOOMIS-ROOT INC.	0049	No			\$565.04	073320
073322	11/19/2015	LOVETTENORMAN M.	0049	No			\$141.90	073322
073323	11/19/2015	LUCIACONNIE E.	0049	No			\$168.48	073323
072971	11/05/2015	MAILLOUXJODY	0044	No			\$288.65	072971
072972	11/05/2015	MANNINGSTEVEN M.	0044	No			\$6.99	072972
072973	11/05/2015	MAPLE CITY DODGE INC	0044	No			\$29.95	072973
072824	10/29/2015	MASCHERINOLISA M.	0041	No			\$87.35	072824
073454	11/24/2015	MASCHERINOLISA M.	0053	No			\$86.19	073454
073324	11/19/2015	MASLERLISA M.	0049	No			\$140.42	073324
073147	11/12/2015	MATTHEW BENDER & CO INC	0047	No			\$170.00	073147
072974	11/05/2015	MCGINNISMEGAN M.	0044	No			\$57.79	072974
073326	11/19/2015	MCLAUGHLINLINDA K.	0049	No			\$90.28	073326
073327	11/19/2015	MCMLLENJENNIFER P.	0049	No			\$208.38	073327
073328	11/19/2015	MEACHAMCARLY V.	0049	No			\$62.22	073328
073456	11/24/2015	MENDOLERAMELISSA A.	0053	No			\$78.20	073456
072826	10/29/2015	MEP, INC SCHOENHOF/DISTRIBUTORS	0041	No			\$752.00	072826
072975	11/05/2015	MERRY-GO-ROUND PLAYHOUSE, INC.	0044	No			\$2,250.00	072975
073457	11/24/2015	MERRY-GO-ROUND PLAYHOUSE, INC.	0053	No			\$4,420.00	073457
072976	11/05/2015	MILLS-BAILEYMICHELLE D.	0044	No			\$107.61	072976
073458	11/24/2015	MLECZYNSKIJENNIFER M.	0053	No			\$111.95	073458
072646	10/22/2015	MONARCH WATCH ATTN: CUSTOMER SERVICE	0039	No			\$196.00	072646
072467	10/15/2015	MONELLADAM T.	0038	No			\$30.13	072467
072977	11/05/2015	MONELLADAM T.	0044	No			\$60.00	072977
073329	11/19/2015	MONELLADAM T.	0049	No			\$44.16	073329
073148	11/12/2015	MONOPRICE INC	0047	No			\$153.43	073148
073459	11/24/2015	MONOPRICE INC	0053	No			\$193.89	073459

# GREATER SOUTHERN TIER BOCES

## Outstanding Check Listing

Bank Account: GeneralMT - M&T - General Fund

Check Number	Check Date	Remit To	Warrant	Fund	Recorded	Statement Date	Check Amount	Check Number
073330	11/19/2015	MONROE COMMUNITY COLLEGE HOMELAND SECURITY MANAGEMENT INSTITUTE	0049		No		\$129.00	073330
072978	11/05/2015	MONROE TRACTOR & IMPLEMENT CO, INC	0044		No		\$400.16	072978
073331	11/19/2015	MONROE TRACTOR & IMPLEMENT CO, INC	0049		No		\$218.82	073331
072979	11/05/2015	MOORE MEDICAL LLC	0044		No		\$182.17	072979
073460	11/24/2015	MOORE MEDICAL LLC	0053		No		\$37.56	073460
072470	10/15/2015	MOYERGREGG A.	0038		No		\$30.00	072470
072648	10/22/2015	MOYERGREGG A.	0039		No		\$24.04	072648
073333	11/19/2015	MOYERGREGG A.	0049		No		\$36.39	073333
072980	11/05/2015	MSC INDUSTRIAL SUPPLY CO	0044		No		\$46.32	072980
073334	11/19/2015	NAPA HORNELL	0049		No		\$134.97	073334
072832	10/29/2015	NASCO	0041		No		\$1,460.20	072832
072982	11/05/2015	NASCO	0044		No		\$103.46	072982
073335	11/19/2015	NATIONAL SOARING MUSEUM	0049		No		\$382.50	073335
073336	11/19/2015	NATURAL HERITAGE TRUST LETCHWORTH STATE PARK	0049		No		\$129.00	073336
072833	10/29/2015	NCS PEARSON INC	0041		No		\$895.45	072833
073461	11/24/2015	NCS PEARSON INC	0053		No		\$895.45	073461
073338	11/19/2015	NEW YORK SCHOOL NUTRITION ASSOCIATION	0049		No		\$117.00	073338
072834	10/29/2015	NOCTI	0041		No		\$12.00	072834
072835	10/29/2015	NORTHEAST UNIFORM SERVICES INC	0041		No		\$99.52	072835
073152	11/12/2015	NOVELTY, INC	0047		No		\$680.95	073152
073462	11/24/2015	NY SAMPO	0053		No		\$150.00	073462
073463	11/24/2015	NYSEG	0053		No		\$18.33	073463
073341	11/19/2015	NYSSMA ATTN: CHRISTOPHER J. VAN LEEUWEN	0049		No		\$36.00	073341
073342	11/19/2015	O'BRIENJOLENE M.	0049		No		\$110.40	073342
073154	11/12/2015	OFFICE EQUIPMENT SOURCE INC	0047		No		\$2,294.91	073154
073344	11/19/2015	OFFICE OF REAL PROPERTY TAX SERVICES NYS DEPARTMENT OF TAXATION AND FINANCE	0049		No		\$750.00	073344
072838	10/29/2015	O'MALLEYPAUL J.	0041		No		\$187.45	072838
073343	11/19/2015	O'MALLEYPAUL J.	0049		No		\$443.33	073343
072987	11/05/2015	ONYIRIUKAIEARTHA L	0044		No		\$164.05	072987
073155	11/12/2015	OPI PRODUCTS INC	0047		No		\$709.37	073155
072988	11/05/2015	ORDWAYBRAD	0044		No		\$355.00	072988
072839	10/29/2015	ORIENTAL TRADING COMPANY INC	0041		No		\$94.06	072839
073345	11/19/2015	OSLAGERIEYLEEN R.	0049		No		\$38.87	073345
073346	11/19/2015	OVERDRIVE, INC.	0049		No		\$1,000.00	073346
072989	11/05/2015	PAGEJENNIFER L.	0044		No		\$24.55	072989
073348	11/19/2015	PARFIANOWICZMARTYNA A.	0049		No		\$40.83	073348
072840	10/29/2015	PC UNIVERSITY	0041		No		\$3,655.94	072840
073156	11/12/2015	PC UNIVERSITY	0047		No		\$3,356.25	073156

# GREATER SOUTHERN TIER BOCES

## Outstanding Check Listing

Bank Account: GeneralMT - M&T - General Fund

Check Number	Check Date	Remit To	Warrant Fund	Recorded	Statement Date	Check Amount	Check Number
073157	11/12/2015	PERMA BOUND	0047	No		\$2,204.03	073157
073349	11/19/2015	PERMA BOUND	0049	No		\$383.17	073349
073465	11/24/2015	PERMA BOUND	0053	No		\$942.14	073465
073350	11/19/2015	PERRAUTKRISTY L.	0049	No		\$153.99	073350
073158	11/12/2015	PIZZA PICK-UP	0047	No		\$52.98	073158
073159	11/12/2015	PJ GRAVES AND DAUGHTER	0047	No		\$585.00	073159
073160	11/12/2015	PLASTIC CARD SYSTEMS INC	0047	No		\$480.00	073160
073351	11/19/2015	POCKET FULL OF THERAPY	0049	No		\$178.05	073351
072994	11/05/2015	PRACTICON	0044	No		\$339.17	072994
073352	11/19/2015	PRAGLE SARAH M.	0049	No		\$166.23	073352
073161	11/12/2015	PRAXAIR DISTRIBUTION, INC.	0047	No		\$122.34	073161
073353	11/19/2015	PRAXAIR DISTRIBUTION, INC.	0049	No		\$321.91	073353
073466	11/24/2015	PRAXAIR DISTRIBUTION, INC.	0053	No		\$669.89	073466
072843	10/29/2015	PRO-ED	0041	No		\$46.15	072843
073467	11/24/2015	PRO-ED	0053	No		\$291.23	073467
073468	11/24/2015	PROJECT ADVENTURE INC	0053	No		\$2,711.00	073468
073469	11/24/2015	PROVISIONS	0053	No		\$80.43	073469
073354	11/19/2015	QUALITY AND ASSURANCE TECH	0049	No		\$500.00	073354
072996	11/05/2015	QUEST DIAGNOSTICS	0044	No		\$1,294.47	072996
072845	10/29/2015	QUILL CORPORATION	0041	No		\$22.08	072845
073162	11/12/2015	RELEVANT SPEAKERS NETWORK ATTN: ACCOUNTS RECEIVABLE	0047	No		\$750.00	073162
073356	11/19/2015	RILEYSHEENA A.	0049	No		\$18.15	073356
073357	11/19/2015	ROCKWELL MUSEUM	0049	No		\$775.00	073357
073472	11/24/2015	ROCKWELL MUSEUM	0053	No		\$1,800.00	073472
072998	11/05/2015	ROMEOKATHERINE E.	0044	No		\$86.45	072998
073164	11/12/2015	RR DONNELLEY	0047	No		\$2,065.00	073164
073165	11/12/2015	RUMSEYMYRON E.	0047	No		\$30.00	073165
073473	11/24/2015	RURAL SCHOOLS ASSOCIATION	0053	No		\$450.00	073473
072999	11/05/2015	SABOLIMARY S.	0044	No		\$42.78	072999
072848	10/29/2015	SAFARI MONTAGE	0041	No		\$13,236.40	072848
073000	11/05/2015	SAFELITE FULFILLMENT, INC	0044	No		\$84.89	073000
073474	11/24/2015	SAGLIBENE/STACY K.	0053	No		\$360.00	073474
073166	11/12/2015	SALLY BEAUTY COMPANY # 2784	0047	No		\$70.31	073166
073358	11/19/2015	SALLY BEAUTY COMPANY # 2784	0049	No		\$139.62	073358
073001	11/05/2015	SCHOLASTIC INC.	0044	No		\$82.37	073001
073477	11/24/2015	SCHOOL FACILITIES MANAGEMENT INSTITUTE INC	0053	No		\$1,100.00	073477
072849	10/29/2015	SCHOOL SPECIALTY	0041	No		\$617.28	072849
073004	11/05/2015	SCHUYLER HI-LITES LTD	0044	No		\$8.90	073004
072850	10/29/2015	SCIENCE & DISCOVERY CENTER/THE LISA GIBSON, BUSINESS MANAGER	0041	No		\$456.00	072850
073005	11/05/2015	SCIENCENTER ATTENTION: JOSH GIBLIN	0044	No		\$630.00	073005
072851	10/29/2015	SCOLARO ANDREW J.	0041	No		\$28.75	072851

V

# GREATER SOUTHERN TIER BOCES

## Outstanding Check Listing

Bank Account: GeneralMT - M&T - General Fund

Check Number	Check Date	Remit To	Warrant	Fund	Recorded	Statement Date	Check Amount	Check Number
072852	10/29/2015	SCOTT JR/KEVIN E.	0041	No	No		\$58.08	072852
072496	10/15/2015	SHILLYTRACEY L.	0038	No	No		\$11.83	072496
073360	11/19/2015	SIGN INN	0049	No	No		\$18.50	073360
072853	10/29/2015	SIMMONS ROCKWELL ATTN: LAURIE	0041	No	No		\$30.50	072853
073007	11/05/2015	SIMMONS ROCKWELL ATTN: LAURIE	0044	No	No		\$111.53	073007
073361	11/19/2015	SIMMONS ROCKWELL ATTN: LAURIE	0049	No	No		\$345.75	073361
073479	11/24/2015	SMITHJOANN H.	0053	No	No		\$2,200.00	073479
073362	11/19/2015	SMITHSUZANNE G.	0049	No	No		\$73.27	073362
073480	11/24/2015	SNAP-ON INDUSTRIAL A DIVISION OF IDSC HOLDINGS LLC	0053	No	No		\$359.00	073480
071984	09/17/2015	SONDRA'S CITY ZOO	0028	No	No		\$2.10	071984
072854	10/29/2015	SONNY'S SERVICE	0041	No	No		\$333.76	072854
073364	11/19/2015	SONNY'S SERVICE OF AVOCA LLC	0049	No	No		\$34.91	073364
073481	11/24/2015	SOUTHARD/BOBBI	0053	No	No		\$139.73	073481
073482	11/24/2015	SOUTHERN TIER AUTO RECYCLING	0053	No	No		\$34.00	073482
073009	11/05/2015	SOUTHERN TIER NETWORK	0044	No	No		\$18,680.00	073009
072855	10/29/2015	SOUTHERN TIER SENTRY HARDWARE	0041	No	No		\$69.29	072855
072856	10/29/2015	SOUTHWEST BINDING & LAMINATING	0041	No	No		\$382.40	072856
073365	11/19/2015	SOUTHWEST BINDING & LAMINATING	0049	No	No		\$1,393.45	073365
073232	11/16/2015	SPENCER-VAN ETTEN CSD P.O. BOX 307	0048	No	No		\$189,661.93	073232
073483	11/24/2015	SPOTLIGHT THEATER	0053	No	No		\$1,500.00	073483
072857	10/29/2015	STAPLES CONTRACT & COMMERCIAL	0041	No	No		\$1,292.29	072857
073010	11/05/2015	STAPLES CONTRACT & COMMERCIAL	0044	No	No		\$558.22	073010
073171	11/12/2015	STAPLES CONTRACT & COMMERCIAL	0047	No	No		\$3,600.88	073171
073366	11/19/2015	STAPLES CONTRACT & COMMERCIAL	0049	No	No		\$396.17	073366
073484	11/24/2015	STAPLES CONTRACT & COMMERCIAL	0053	No	No		\$2,038.07	073484
073485	11/24/2015	STATEWIDE BOCES ATTN: LORI ANSBRO	0053	No	No		\$20.00	073485
072858	10/29/2015	STEWARTS SERVICE	0041	No	No		\$92.50	072858
072859	10/29/2015	STEWARTS SERVICE, LLC	0041	No	No		\$41.58	072859
073174	11/12/2015	STEWARTS SERVICE, LLC	0047	No	No		\$525.24	073174
073486	11/24/2015	STEWARTS SERVICE, LLC	0053	No	No		\$75.95	073486
073487	11/24/2015	STONEWARE, INC.	0053	No	No		\$388.80	073487
073367	11/19/2015	STRAIGHTLINE	0049	No	No		\$355.00	073367
073368	11/19/2015	STRATTONNANCY E.	0049	No	No		\$197.80	073368
073488	11/24/2015	SUNY GENESEO - ACCT. 900208-01 ACCOUNTING SERVICES	0053	No	No		\$400.00	073488
072862	10/29/2015	SUPER DUPEP PUBLICATIONS	0041	No	No		\$87.85	072862
073013	11/05/2015	SUPER DUPEP PUBLICATIONS	0044	No	No		\$907.03	073013
073370	11/19/2015	SUPER DUPEP PUBLICATIONS	0049	No	No		\$344.60	073370
073489	11/24/2015	SUPER DUPEP PUBLICATIONS	0053	No	No		\$430.35	073489
073371	11/19/2015	SWEETWATER EDUCATION TECHNOLOGY DIVISION	0049	No	No		\$584.00	073371
073015	11/05/2015	SWIMLEYSHANE M.	0044	No	No		\$29.99	073015
073372	11/19/2015	SWIMLEYSHANE M.	0049	No	No		\$106.38	073372

# GREATER SOUTHERN TIER BOCES

## Outstanding Check Listing

Bank Account: GeneralMT - M&T - General Fund

Check Number	Check Date	Remit To	Warrant	Fund	Recorded	Statement Date	Check Amount	Check Number
072864	10/29/2015	SYSTEMS MANAGEMENT PLANNING INC	0041	No			\$696.83	072864
073016	11/05/2015	TANGLEWOOD NATURE CENTER & MUSEUM	0044	No			\$100.00	073016
073017	11/05/2015	TEKNION LLC	0044	No			\$687.94	073017
073176	11/12/2015	TERP'S ENTERPRISES INC	0047	No			\$4,530.00	073176
073177	11/12/2015	THAMJEFFREY M.	0047	No			\$29.99	073177
073490	11/24/2015	THE BATH BUILDING COMPANY	0053	No			\$14.80	073490
072865	10/29/2015	THERAPRO INC	0041	No			\$937.75	072865
073018	11/05/2015	THERAPRO INC	0044	No			\$232.80	073018
073019	11/05/2015	THERAPY SHOPPE INC	0044	No			\$90.33	073019
073373	11/19/2015	THOMAS/PATRICK N.	0049	No			\$24.84	073373
073491	11/24/2015	THOMAS/PATRICK N.	0053	No			\$17.83	073491
073179	11/12/2015	THOMSON REUTERS-WEST PAYMENT CENTER	0047	No			\$500.00	073179
072866	10/29/2015	TIGER DIRECT INC.	0041	No			\$528.92	072866
073492	11/24/2015	TIME WARNER CABLE	0053	No			\$2,605.89	073492
073180	11/12/2015	TOBEYCO MANUFACTURING CO INC.	0047	No	V		\$1,850.00	073180
073374	11/19/2015	TOBYALONZO C.	0049	No			\$59.34	073374
073375	11/19/2015	TOSHIBA AMERICA BUSINESS SOLUTIONS	0049	No			\$628.30	073375
072869	10/29/2015	TOSHIBA BUSINESS SOLUTIONS, USA	0041	No			\$76.29	072869
073494	11/24/2015	TOYS FOR SPECIAL CHILDREN, INC. ENABLING DEVICES	0053	No	V		\$127.98	073494
072870	10/29/2015	TRANE U.S. INC.	0041	No			\$823.00	072870
073184	11/12/2015	TREMBLAY/GAIL R.	0047	No			\$29.98	073184
072871	10/29/2015	TROPICAL FISH OUTLET	0041	No			\$46.08	072871
073022	11/05/2015	TROPICAL FISH OUTLET	0044	No			\$67.29	073022
073185	11/12/2015	TYLER/CYNTHIA M.	0047	No			\$30.00	073185
073376	11/19/2015	TYLER/CYNTHIA M.	0049	No			\$101.66	073376
072875	10/29/2015	ULINE	0041	No			\$1,378.48	072875
073187	11/12/2015	ULINE	0047	No			\$438.58	073187
073377	11/19/2015	ULINE	0049	No			\$29.49	073377
073378	11/19/2015	UNITED PARCEL SERVICE	0049	No			\$22.60	073378
073495	11/24/2015	UNITED PARCEL SERVICE	0053	No			\$23.87	073495
072877	10/29/2015	UNITED STATES PLASTIC CORPORATION	0041	No			\$209.25	072877
073189	11/12/2015	UPSTATE GRAPHIC REPAIRS, INC.	0047	No			\$392.60	073189
073380	11/19/2015	UPSTATE GRAPHIC REPAIRS, INC.	0049	No			\$415.53	073380
073381	11/19/2015	VANGASCOTT E.	0049	No			\$102.93	073381
073496	11/24/2015	VERIZON	0053	No			\$395.61	073496
073034	11/05/2015	VERNIER SOFTWARE & TECHNOLOGY	0044	No			\$4,837.23	073034
073390	11/19/2015	VETUKEVIC/MICHAEL S.	0049	No			\$44.56	073390
072887	10/29/2015	WAKELEY/HEATHER D.	0041	No			\$55.78	072887
073391	11/19/2015	WALKER/KAREN E.	0049	No			\$145.29	073391
073392	11/19/2015	WARD/PATRICIA L.	0049	No			\$40.19	073392
073035	11/05/2015	WARD'S SCIENCE	0044	No			\$824.71	073035
073393	11/19/2015	WASHBURN/KASIE	0049	No			\$64.40	073393

# GREATER SOUTHERN TIER BOCES

## Outstanding Check Listing

Bank Account: GeneralMT - M&T - General Fund

Check Number	Check Date	Remit To	Warrant	Fund	Recorded	Statement Date	Check Amount	Check Number
072374	10/08/2015	WEEK/THE	0036		No		\$396.72	072374
071856	09/10/2015	WHEELER/JEREMY B.	0025		No	V	\$2.30	071856
073497	11/24/2015	WHEELER/JEREMY B.	0053		No		\$3.20	073497
073036	11/05/2015	WILLIAMS HONDA	0044		No		\$10.62	073036
073037	11/05/2015	WILLIAMS/CYNTHIA A.	0044		No		\$17.25	073037
072890	10/29/2015	XEROX CORPORATION	0041		No		\$3,649.75	072890
073038	11/05/2015	XEROX CORPORATION	0044		No		\$1,744.35	073038
073195	11/12/2015	XEROX CORPORATION	0047		No		\$2,698.19	073195
073196	11/12/2015	XEROX CORPORATION	0047		No		\$21,587.60	073196
073395	11/19/2015	XEROX CORPORATION	0049		No		\$1,817.78	073395
073396	11/19/2015	XEROX CORPORATION	0049		No		\$13,305.69	073396
073498	11/24/2015	XEROX CORPORATION	0053		No		\$330.86	073498
073499	11/24/2015	XEROX CORPORATION	0053		No		\$1,520.80	073499
072892	10/29/2015	YARROW/ALETA	0041		No		\$2,000.00	072892
073398	11/19/2015	YARROW/ALETA	0049		No		\$2,000.00	073398
073399	11/19/2015	YOUNG-PIERCE/GAYNOR L.	0049		No		\$9.20	073399
073039	11/05/2015	YOUNGS TIRES	0044		No		\$659.50	073039
073400	11/19/2015	YOUNGS TIRES	0049		No		\$816.00	073400
<b>Subtotal for Bank Account: GeneralMT - M&amp;T - General Fund</b>							<b>Grand Total</b>	<b>\$2,057,516.44</b>
							<b>Net</b>	<b>\$2,057,516.44</b>

### Selection Criteria

Bank Account: GeneralMT  
Check date is thru 11/30/2015  
Checks Cleared/Voided Thru: 11/30/2015  
Sort by: Remit To  
Printed by JENNIFER L. MORRIS

**JP Morgan Chase  
GST Federal Fund - Account  
Treasurer's Monthly Report  
for the period  
From November 1, 2015 to November 30, 2015**

Total available balance as reported at the end of preceding period \$ 143,234.24

**RECEIPTS DURING MONTH**

(With breakdown of source including full amount of all short term loans)

Date	Source	Amount
	Deposits and Credits plus Interest	\$ 276,406.92
	Void Check	\$ 1,347.39

Total Receipts \$ 277,754.31

Total Receipts, including balance \$ 420,988.55

**DISBURSEMENTS MADE DURING MONTH By Check**

By Check

From Check No. 26480 to Check No. 26551 \$ 115,443.28

Fedwire(s) Payroll \$ 257,181.37

(Total amount of checks issued & debit charges) \$ 372,624.65

Cash Balance as shown by records \$ 48,363.90

**RECONCILIATION WITH BANK STATEMENT**

Balance as given on bank statement, end of month \$ 177,757.38

Outstanding checks \$ (129,413.48)

NSF- L. Jackson \$ 20.00


Total available balance \$ 48,363.90

(Must agree with Cash Balance above if there is a true reconciliation)

Received by the Board of Education and entered as a part of the  
Minutes of the Board meeting held January 5, 2016.

This is to certify that the above Cash  
Balance is in agreement with my bank  
statement, as reconciled.

Doretta Hughson  
CLERK OF BOARD OF EDUCATION

  
TREASURER OF SCHOOL DISTRICT

# GREATER SOUTHERN TIER BOCES

Budget Status Report As Of: 11/30/2015

Fiscal Year: 2016

## Fund: F SPECIAL AID FUND

Budget Account	Description	Initial Budget	Adjustments	Current Budget	Year-to-Date Expenditures	Encumbrances Outstanding	Unencumbered Balance	Available Balance
804.604	WIA TITLE II INCARCERATED	0.00	0.00	0.00	35,720.48	47,477.34	-83,197.82	-84,260.73
805.505	ADULT EDUCATION	2,715,993.00	0.00	2,715,993.00	761,897.87	512,659.45	1,441,435.68	1,440,504.68
807.607	SUMMER EXPERIENCE CAMPS	179,000.00	5,247.38	184,247.38	166,811.59	3,375.35	14,060.44	14,060.44
809.609	SOUTHERN TIER SCHOLARS	15,424.05	0.00	15,424.05	0.00	0.00	15,424.05	15,424.05
810.610	FOOD STAMP EMPLOY & TRNG-CHEMUNG	30,000.00	0.00	30,000.00	1,011.03	1,476.08	27,512.89	27,512.89
811.511	WIA YOUTH	402.88	9,020.00	9,422.88	7,273.55	0.00	2,149.33	2,149.33
811.611	WIA YOUTH	0.00	0.00	0.00	-9.19	0.00	9.19	9.19
814.614	TABE TESTING - CHEMUNG	24,000.00	0.00	24,000.00	18,652.33	27,195.13	-21,847.46	-21,847.46
821.521	TABE TESTING - STEUBEN	10,000.00	0.00	10,000.00	3,006.22	1,606.75	5,387.03	3,386.27
822.622	LITERACY ZONE	0.00	0.00	0.00	45,783.54	32,846.44	-78,629.98	-79,692.89
823.623	STATEWIDE SCHOOL FINANCE CONSORTIUM	11,500.00	0.00	11,500.00	11,500.00	0.00	0.00	0.00
826.626	EXTENDED SCHOOL YEAR W/ WFL BOCES	10,952.00	0.00	10,952.00	10,952.00	0.00	0.00	0.00
830.630	SCHOOL LIBRARY SYSTEM	143,218.00	61,964.00	205,182.00	74,894.51	89,554.42	40,733.07	40,733.07
831.631	RSE-TASC PART II	466,929.00	0.00	466,929.00	140,898.28	218,184.70	107,846.02	106,581.02
832.632	RSE-TASC PART I	1,249,942.00	0.00	1,249,942.00	221,103.80	760,858.73	267,979.47	267,979.47
834.234	FOOD STAMP EMPLOY & TRNG	335,447.95	0.00	335,447.95	23,811.15	16,978.41	294,658.39	294,658.39
835.635	ADULT BASIC EDUCATION	0.00	0.00	0.00	32,619.77	20,273.96	-52,893.73	-53,956.64
837.610	SUMMER SCHOOL MULTI OPT 1:1 AIDES	302,842.00	0.00	302,842.00	132,870.92	18,471.39	151,499.69	151,499.69
837.637	SUMMER SCHOOL MULTI OPT	1,342,122.00	0.00	1,342,122.00	1,037,888.24	3,554.11	300,679.65	300,679.65
847.647	STAC	500,000.00	0.00	500,000.00	120,846.93	152,077.52	227,075.55	227,054.06
848.648	EA - EQUIVALENT ATTENDANCE	45,000.00	0.00	45,000.00	21,931.52	115.00	22,953.48	21,490.58
849.649	EPE (EMPLOY PREP EDUCATION)	492,522.00	0.00	492,522.00	169,236.07	187,252.38	136,033.55	136,033.55
850.650	TEACHER CENTER	167,417.00	0.00	167,417.00	54,723.03	57,188.94	55,505.03	55,505.03
852.652	PERKINS IV/CTEIA	270,385.00	0.00	270,385.00	70,870.15	107,316.03	92,198.82	92,198.82
853.653	IDEA PART B DISC MEDICAID REIMB 2	95,354.00	0.00	95,354.00	31,805.64	46,000.50	17,547.86	17,547.86
855.655	OMH OFFICE OF MENTAL HEALTH	38,435.00	0.00	38,435.00	9,005.30	0.00	29,429.70	29,429.70
857.657	SO TIER SCIFAIR	35,085.75	0.00	35,085.75	0.00	0.00	35,085.75	35,085.75
859.659	LOCAL GOVT RECORDS MANAGEMENT	0.00	0.00	0.00	125.59	0.00	-125.59	-125.59
871.671	CATEGORICAL AID FOR AUTOMATION	14,322.00	9,130.00	23,452.00	8,717.44	4,335.26	10,399.30	10,399.30
877.577	NEG & DEL-ELMIRA & BATH	2,043.19	0.00	2,043.19	5,228.48	0.00	-3,185.29	-3,185.29
877.677	NEG & DEL-ELMIRA & BATH	0.00	0.00	0.00	6,274.18	16,806.47	-23,080.65	-23,080.65
879.679	SNAP - SAFETY NET ASSISTANCE PROJEC	62,500.00	0.00	62,500.00	21,337.18	31,171.59	9,991.23	9,991.23
881.681	SUMMER OF INNOVATION FUNDING	4,500.00	0.00	4,500.00	3,549.94	0.00	950.06	500.06
882.610	ESY 1:1 AIDES W/ GV BOCES	1,661.22	0.00	1,661.22	830.61	831.39	-0.78	-0.78
882.682	EXTENDED SCHOOL YEAR W/ GV BOCES	2,222.77	0.00	2,222.77	1,111.39	1,111.61	-0.23	-0.23
892.592	RTTT RIC DATA CENTERS PROGRAM	52,147.20	0.00	52,147.20	52,147.20	0.00	0.00	0.00
893.693	P-TECH GRANT W/ ELMIRA CSD	0.00	0.00	0.00	0.00	1,267.00	-1,267.00	-1,267.00
951.000	COMP HAW SCT	0.00	0.00	0.00	1,514.76	0.00	-1,514.76	-1,514.76

# GREATER SOUTHERN TIER BOCES

Budget Status Report As Of: 11/30/2015

Fiscal Year: 2016

Fund: F SPECIAL AID FUND

Budget Account	Description	Initial Budget	Adjustments	Current Budget	Year-to-Date Expenditures	Encumbrances Outstanding	Unencumbered Balance	Available Balance
<b>Total SPECIAL AID FUND</b>		8,621,368.01	85,361.38	8,706,729.39	3,305,941.50	2,359,985.95	3,040,801.94	3,031,482.06

# GREATER SOUTHERN TIER BOCES

Budget Status Report As Of: 11/30/2015

Fiscal Year: 2016

Fund: F SPECIAL AID FUND

## Selection Criteria

Criteria Name: Last Run

Fund: F

Budget type: Current Year

As Of Date: 11/30/2015

Suppress budgetcodes with no activity

Print Summary Only

Show Available Balance, not service

Sort by: Fund/Service

Printed by Janice Conley

**GREATER SOUTHERN TIER BOCES**

Revenue Status Report As Of: 11/30/2015

Fiscal Year: 2016

Fund: F SPECIAL AID FUND

Revenue Account	Service	Description	Original Estimate	Adjustments	Current Estimate	Year-to-Date	Anticipated Balance	Excess Revenue
<b>804.604 WIA TITLE II INCARCERATED</b>								
4170-000	Adult Basic Education		0.00	0.00	0.00	24,996.00	0.00	24,996.00
			0.00	0.00	0.00	24,996.00	0.00	24,996.00
<b>Subtotal of 804.604 WIA TITLE II INCARCERATED</b>								
<b>805.505 ADULT EDUCATION</b>								
2701-000	Refund of Prior Years' Expense		0.00	0.00	0.00	1,683.18	0.00	1,683.18
4790-000	Job Training Partnership Act		0.00	0.00	0.00	13,225.00	0.00	13,225.00
4790-001	COMMUNITY EDUCATION		0.00	0.00	0.00	9,321.90	0.00	9,321.90
4790-002	PELL LPN BUSH		0.00	0.00	0.00	117,934.15	0.00	117,934.15
4790-003	PELL LPN DIRECT PAYS BUSH		0.00	0.00	0.00	-588.50	588.50	0.00
4790-006	ADULT ED COACHING		0.00	0.00	0.00	3.00	0.00	3.00
4790-008	PELL LPN CPRS PT		0.00	0.00	0.00	67,654.64	0.00	67,654.64
4790-010	ADULT ED ELECTRIC/HVAC		0.00	0.00	0.00	47,785.00	0.00	47,785.00
4790-011	ADULT ED METAL TRADES		0.00	0.00	0.00	54,714.00	0.00	54,714.00
4790-012	ADULT ED COSMETOLOGY		0.00	0.00	0.00	9,071.37	0.00	9,071.37
4790-013	DAY ADULT		0.00	0.00	0.00	31,017.00	0.00	31,017.00
4790-014	LPN TUITION CPRS PT		0.00	0.00	0.00	48,074.86	0.00	48,074.86
4790-015	LPN TUITION BUSH		0.00	0.00	0.00	43,130.81	0.00	43,130.81
4790-019	LPN PATRON SERVICE		0.00	0.00	0.00	2,080.00	0.00	2,080.00
4790-020	ADULT ED HEALTH TRADES		0.00	0.00	0.00	172,028.04	0.00	172,028.04
4790-021	ADULT ED CDL/HEAVY EQUIP		0.00	0.00	0.00	56,970.00	0.00	56,970.00
4790-022	ADULT ED OFFICE PROGRAMS		0.00	0.00	0.00	112.50	0.00	112.50
4790-027	ADULT ED SECURITY GUARD		0.00	0.00	0.00	300.00	0.00	300.00
4790-029	ADULT ED MISC VOCATIONAL		0.00	0.00	0.00	9,558.00	0.00	9,558.00
4790-032	ADULT ED GED TESTING		0.00	0.00	0.00	4,150.00	0.00	4,150.00
4790-033	ADULT ED WELDING		0.00	0.00	0.00	46,190.00	0.00	46,190.00
4790-034	LPN TUITION CPRS PT SL		0.00	0.00	0.00	102,088.00	0.00	102,088.00
4790-035	LPN TUITION BUSH SL		0.00	0.00	0.00	160,671.58	0.00	160,671.58
4790-056	COSMO BUSH PELL		0.00	0.00	0.00	-1,219.87	1,219.87	0.00
4790-112	COSMETOLOGY WW		0.00	0.00	0.00	1,921.00	0.00	1,921.00
4790-134	ADULT ED AUTO TECH		0.00	0.00	0.00	8,000.00	0.00	8,000.00
4790-400	B/I CORNING INC		0.00	0.00	0.00	40,675.00	0.00	40,675.00
<b>Subtotal of 805.505 ADULT EDUCATION</b>			0.00	0.00	0.00	1,046,550.66	1,808.37	1,048,359.03
<b>810.610 FOOD STAMP EMPLOY &amp; TRNG-CHEMUNG</b>								
2770-000	Unclassified Revenues		0.00	0.00	0.00	10,000.00	0.00	10,000.00
<b>Subtotal of 810.610 FOOD STAMP EMPLOY &amp; TRNG-CHEMUNG</b>			0.00	0.00	0.00	10,000.00	0.00	10,000.00

\* Estimated revenue for Carryover Encumbrances from the prior fiscal year will not be realized. These are estimates to balance the budget

**GREATER SOUTHERN TIER BOCES**

Revenue Status Report As Of: 11/30/2015

Fiscal Year: 2016

Fund: F SPECIAL AID FUND

Revenue Account	Service	Description	Original Estimate	Adjustments	Current Estimate	Year-to-Date	Anticipated Balance	Excess Revenue
811.511	WIA YOUTH							
	4289-000	Other Federal Aid	0.00	0.00	0.00	7,304.99	0.00	7,304.99
		Subtotal of 811.511 WIA YOUTH	0.00	0.00	0.00	7,304.99	0.00	7,304.99
814.614	TABE TESTING - CHEMUNG							
	2770-000	Unclassified Revenues	0.00	0.00	0.00	8,000.00	0.00	8,000.00
		Subtotal of 814.614 TABE TESTING - CHEMUNG	0.00	0.00	0.00	8,000.00	0.00	8,000.00
815.299	TRANSFER FUND							
	2401-000	Interest and Earnings	0.00	0.00	0.00	46.55	0.00	46.55
		Subtotal of 815.299 TRANSFER FUND	0.00	0.00	0.00	46.55	0.00	46.55
821.521	TABE TESTING - STEUBEN							
	2770-000	Unclassified Revenues	0.00	0.00	0.00	5,000.00	0.00	5,000.00
		Subtotal of 821.521 TABE TESTING - STEUBEN	0.00	0.00	0.00	5,000.00	0.00	5,000.00
822.622	LITERACY ZONE							
	4170-000	Adult Basic Education	0.00	0.00	0.00	19,984.00	0.00	19,984.00
		Subtotal of 822.622 LITERACY ZONE	0.00	0.00	0.00	19,984.00	0.00	19,984.00
823.623	STATEWIDE SCHOOL FINANCE CONSORT							
	2770-000	Unclassified Revenues	0.00	0.00	0.00	11,500.00	0.00	11,500.00
		Subtotal of 823.623 STATEWIDE SCHOOL FINANCE CONSORT	0.00	0.00	0.00	11,500.00	0.00	11,500.00
826.626	EXTENDED SCHOOL YEAR W/ WFL BOCE							
	2252-000	Srvc Chrgs to Component Dist	0.00	10,952.00	10,952.00	0.00	10,952.00	0.00
		Subtotal of 826.626 EXTENDED SCHOOL YEAR W/ WFL BOCE	0.00	10,952.00	10,952.00	0.00	10,952.00	0.00
830.630	SCHOOL LIBRARY SYSTEM							
	4219-000	ESEA,IVB,Library & Learn Res	0.00	0.00	0.00	193,670.00	0.00	193,670.00
		Subtotal of 830.630 SCHOOL LIBRARY SYSTEM	0.00	0.00	0.00	193,670.00	0.00	193,670.00
831.631	RSE-TASC PART II							
	3289-000	Other State Aid	0.00	0.00	0.00	76,002.00	0.00	76,002.00
		Subtotal of 831.631 RSE-TASC PART II	0.00	0.00	0.00	76,002.00	0.00	76,002.00
832.632	RSE-TASC PART I							
	3289-000	Other State Aid	0.00	0.00	0.00	68,763.00	0.00	68,763.00
		Subtotal of 832.632 RSE-TASC PART I	0.00	0.00	0.00	68,763.00	0.00	68,763.00

\* Estimated revenue for Carryover Encumbrances from the prior fiscal year will not be realized. These are estimates to balance the budget

**GREATER SOUTHERN TIER BOCES**  
Revenue Status Report As Of: 11/30/2015  
Fiscal Year: 2016  
Fund: F SPECIAL AID FUND

Revenue Account	Service	Description	Original Estimate	Adjustments	Current Estimate	Year-to-Date	Anticipated Balance	Excess Revenue
834.234	FOOD STAMP EMPLOY & TRNG							
	4289-000	Other Federal Aid	0.00	0.00	0.00	35,750.00	0.00	35,750.00
		Subtotal of 834.234 FOOD STAMP EMPLOY & TRNG	0.00	0.00	0.00	35,750.00	0.00	35,750.00
837.610	SUMMER SCHOOL MULTI OPT 1:1 AIDE							
	2252-000	Srvc Chrgs to Component Dist	302,842.00	0.00	302,842.00	0.00	302,842.00	0.00
		Subtotal of 837.610 SUMMER SCHOOL MULTI OPT 1:1 AIDE	302,842.00	0.00	302,842.00	0.00	302,842.00	0.00
837.637	SUMMER SCHOOL MULTI OPT							
	2252-000	Srvc Chrgs to Component Dist	1,342,122.00	0.00	1,342,122.00	0.00	1,342,122.00	0.00
	2705-000	Gifts and Donations	0.00	0.00	0.00	450.00	0.00	450.00
		Subtotal of 837.637 SUMMER SCHOOL MULTI OPT	1,342,122.00	0.00	1,342,122.00	450.00	1,342,122.00	450.00
850.650	TEACHER CENTER							
	3289-000	Other State Aid	0.00	0.00	0.00	41,854.00	0.00	41,854.00
		Subtotal of 850.650 TEACHER CENTER	0.00	0.00	0.00	41,854.00	0.00	41,854.00
852.652	PERKINS IV/CTEIA							
	4289-000	Other Federal Aid	0.00	0.00	0.00	54,077.00	0.00	54,077.00
		Subtotal of 852.652 PERKINS IV/CTEIA	0.00	0.00	0.00	54,077.00	0.00	54,077.00
853.653	IDEA PART B DISC MEDICAID REIMB							
	3289-000	Other State Aid	0.00	0.00	0.00	17,073.19	0.00	17,073.19
		Subtotal of 853.653 IDEA PART B DISC MEDICAID REIMB	0.00	0.00	0.00	17,073.19	0.00	17,073.19
855.655	OMH OFFICE OF MENTAL HEALTH							
	2770-000	Unclassified Revenues	0.00	0.00	0.00	6,866.91	0.00	6,866.91
		Subtotal of 855.655 OMH OFFICE OF MENTAL HEALTH	0.00	0.00	0.00	6,866.91	0.00	6,866.91
871.671	CATEGORICAL AID FOR AUTOMATION							
	4219-000	ESEA,IVB,Library & Learn Res	0.00	0.00	0.00	14,322.00	0.00	14,322.00
		Subtotal of 871.671 CATEGORICAL AID FOR AUTOMATION	0.00	0.00	0.00	14,322.00	0.00	14,322.00
879.679	SNAP - SAFETY NET ASSISTANCE PRO							
	2770-000	Unclassified Revenues	0.00	0.00	0.00	20,836.00	0.00	20,836.00
		Subtotal of 879.679 SNAP - SAFETY NET ASSISTANCE PRO	0.00	0.00	0.00	20,836.00	0.00	20,836.00
881.681	SUMMER OF INNOVATION FUNDING							

\* Estimated revenue for Carryover Encumbrances from the prior fiscal year will not be realized.  
These are estimates to balance the budget

**GREATER SOUTHERN TIER BOCES**  
Revenue Status Report As Of: 11/30/2015  
Fiscal Year: 2016  
Fund: F SPECIAL AID FUND

Revenue Account	Service	Description	Original Estimate	Adjustments	Current Estimate	Year-to-Date	Anticipated Balance	Excess Revenue
2770-001	UNCLASSIFIED REV		0.00	0.00	0.00	4,500.00	0.00	4,500.00
Subtotal of 881.681 SUMMER OF INNOVATION FUNDING			0.00	0.00	0.00	4,500.00	0.00	4,500.00
882.610	ESY 1:1 AIDES W/ GV BOCES		0.00	1,661.22	1,661.22	0.00	1,661.22	0.00
2252-000	Spvce Chrgs to Component Dist		0.00	1,661.22	1,661.22	0.00	1,661.22	0.00
Subtotal of 882.610 ESY 1:1 AIDES W/ GV BOCES			0.00	1,661.22	1,661.22	0.00	1,661.22	0.00
882.682	EXTENDED SCHOOL YEAR W/ GV BOCES		0.00	2,222.77	2,222.77	0.00	2,222.77	0.00
2252-000	Spvce Chrgs to Component Dist		0.00	2,222.77	2,222.77	0.00	2,222.77	0.00
Subtotal of 882.682 EXTENDED SCHOOL YEAR W/ GV BOCES			0.00	2,222.77	2,222.77	0.00	2,222.77	0.00
892.592	RTTT RIC DATA CENTERS PROGRAM		0.00	0.00	0.00	52,147.20	0.00	52,147.20
4285-000	FED FISCAL STABILIZATION GRANT		0.00	0.00	0.00	52,147.20	0.00	52,147.20
Subtotal of 892.592 RTTT RIC DATA CENTERS PROGRAM			0.00	0.00	0.00	52,147.20	0.00	52,147.20
896.696	TRANSITION GRANT		0.00	0.00	0.00	60,000.00	0.00	60,000.00
4256-000	Education Handicapped Children		0.00	0.00	0.00	60,000.00	0.00	60,000.00
Subtotal of 896.696 TRANSITION GRANT			0.00	0.00	0.00	60,000.00	0.00	60,000.00
951.000	COMP H/W SCT		0.00	0.00	0.00	1,218.22	0.00	1,218.22
2770-000	Unclassified Revenues		0.00	0.00	0.00	1,218.22	0.00	1,218.22
Subtotal of 951.000 COMP H/W SCT			0.00	0.00	0.00	1,218.22	0.00	1,218.22
<b>Total SPECIAL AID FUND</b>			<b>1,644,964.00</b>	<b>14,835.99</b>	<b>1,659,799.99</b>	<b>1,780,891.72</b>	<b>1,661,608.36</b>	<b>1,782,700.09</b>

**Selection Criteria**

Criteria Name: Last Run  
As Of Date: 11/30/2015  
Suppress revenue accounts with no activity  
Print Summary Only  
Sort by: Fund/Service/Revenue Code  
Printed by Janice Conley

\* Estimated revenue for Carryover Encumbrances from the prior fiscal year will not be realized.  
These are estimates to balance the budget

# GREATER SOUTHERN TIER BOCES

## Outstanding Check Listing

Bank Account: FederalChase - Chase - Federal

Check Number	Check Date	Remit To	Warrant	Fund	Recorded	Statement Date	Check Amount	Check Number
026480	11/05/2015	APPLE INC	0044		No		\$3,300.00	026480
026519	11/19/2015	AT&T	0049		No		\$40.65	026519
026455	10/29/2015	AVOCA CENTRAL SCHOOL	0041		No		\$4,730.00	026455
026520	11/19/2015	BAUM & BEAULIEU ASSOCIATES, INC.	0049		No		\$43.20	026520
026538	11/24/2015	BOCES DELAWARE-CHENANGO-MADISON-OTSEGO ATTN: TREASURER	0053		No		\$271.67	026538
026481	11/05/2015	BRADLEY SUPPLY	0044		No		\$9.15	026481
026482	11/05/2015	BROOME DELAWARE TIOGA BOCES	0044		No		\$32,373.51	026482
026483	11/05/2015	CENGAGE LEARNING	0044		No		\$1,027.50	026483
026525	11/19/2015	CITY OF CORNING PARKS & RECREATION DEPT	0049		No		\$396.00	026525
026485	11/05/2015	COMPLETE BOOK & MEDIA SUPPLY - BOOKS	0044		No		\$719.70	026485
026505	11/12/2015	DATA RECOGNITION CORPORATION BIN # 131410	0047		No		\$2,589.34	026505
026486	11/05/2015	DELAWARE CHENANGO MADISON OTSEGO BOCES	0044		No		\$24,797.00	026486
026487	11/05/2015	DOUBLETREE HOTEL SYRACUSE	0044		No		\$238.00	026487
026539	11/24/2015	DOUBLETREE HOTEL SYRACUSE	0053		No		\$238.00	026539
026540	11/24/2015	DRC/CTB BIN #131410	0053		No		\$1,344.00	026540
026488	11/05/2015	EDUCATION TO GO	0044		No		\$65.00	026488
026436	10/22/2015	FPTI, INC.	0039		No		\$16,090.00	026436
026489	11/05/2015	GHOLKAR'S INC. PO BOX 378	0044		No		\$399.78	026489
026490	11/05/2015	GLOBAL GOVERNMENT EDUCATION SOLUTIONS, INC	0044		No		\$137.31	026490
026541	11/24/2015	GROSSOLAURA	0053		No		\$540.16	026541
026509	11/12/2015	GST BOCES GENERAL FUND	0047		No		\$366.00	026509
026493	11/05/2015	HAWTHORNE EDUCATIONAL SERVICES, INC	0044		No		\$118.00	026493
026543	11/24/2015	HORNELL CITY SCHOOL DISTRICT ATTN: BUSINESS OFFICE	0053		No		\$5,000.00	026543
026511	11/12/2015	HORSEHEADS CENTRAL SCHOOL DISTRICT	0047		No		\$1,521.50	026511
026527	11/19/2015	HORSEHEADS CENTRAL SCHOOL DISTRICT	0049		No		\$668.50	026527
026528	11/19/2015	HORTONPATRICIA L.	0049		No		\$10.00	026528
025520	02/05/2015	HUGICJENNA E.	0088		No		\$6.50	025520
026529	11/19/2015	IDMS ACCOUNT ABILITY	0049		No		\$444.95	026529
026494	11/05/2015	JAEGER PAIGE	0044		No		\$1,500.00	026494
026495	11/05/2015	JOE ZAHRA ASSOCIATES LLC	0044		No		\$7,699.00	026495
026544	11/24/2015	MCALLISTER STEVEN J.	0053		No		\$529.50	026544
026531	11/19/2015	MOORE MEDICAL LLC	0049		No		\$133.81	026531
026545	11/24/2015	NICHE INC	0053		No		\$1,227.35	026545
026512	11/12/2015	NYATEP	0047		No		\$925.00	026512
026011	06/25/2015	NYS EDUCATION DEPARTMENT	0138		No		\$143.00	026011
026469	10/29/2015	OFFICE EQUIPMENT SOURCE INC	0041		No		\$113.51	026469
026496	11/05/2015	PALOMINO ACRES EQUINE SERVICES LLC	0044		No		\$3,000.00	026496
026546	11/24/2015	PRAXAIR DISTRIBUTION, INC.	0053		No		\$1,020.28	026546
026547	11/24/2015	PRO-ED	0053		No		\$184.80	026547

# GREATER SOUTHERN TIER BOCES

## Outstanding Check Listing

Bank Account: FederalChase - Chase - Federal

Check Number	Check Date	Remit To	Warrant	Fund	Recorded	Statement Date	Check Amount	Check Number
026471	10/29/2015	PROMETRIC INC ATTN: INVOICE PROCESSING	0041		No		\$407.00	026471
026497	11/05/2015	PROMETRIC INC ATTN: INVOICE PROCESSING	0044		No		\$2,530.00	026497
026532	11/19/2015	PROMETRIC INC ATTN: INVOICE PROCESSING	0049		No		\$1,661.00	026532
026498	11/05/2015	ROBOMATTER, INC.	0044		No		\$5,200.00	026498
026473	10/29/2015	SCHOOL LIBRARY SYSTEM ASSOCIATION	0041		No		\$950.00	026473
026514	11/12/2015	MARLA YUDIN, TREASURER	0047		No		\$268.33	026514
026548	11/24/2015	STAPLES CONTRACT & COMMERCIAL	0053		No		\$658.54	026548
026476	10/29/2015	TEACHING BOOKS.NET	0041		No		\$1,545.00	026476
026535	11/19/2015	UNITED PARCEL SERVICE	0049		No		\$42.07	026535
026549	11/24/2015	UNITED PARCEL SERVICE	0053		No		\$98.40	026549
026550	11/24/2015	WATKINS GLEN AREA CHAMBER OF COMMERCE	0053		No		\$250.00	026550
026503	11/05/2015	WHISTLE STOP LAUNDRY	0044		No		\$34.00	026503
026536	11/19/2015	WHISTLE STOP LAUNDRY	0049		No		\$36.00	026536
026518	11/12/2015	XEROX CORPORATION	0047		No		\$839.47	026518
026537	11/19/2015	XEROX CORPORATION	0049		No		\$787.55	026537
026551	11/24/2015	XEROX CORPORATION	0053		No		\$144.45	026551
<b>Subtotal for Bank Account: FederalChase - Chase - Federal</b>							<b>Grand Total</b>	<b>\$129,413.48</b>
							<b>Net</b>	<b>\$129,413.48</b>

### Selection Criteria

Bank Account: FederalChase  
Check date is thru 11/30/2015  
Checks Cleared/Voided Thru: 11/30/2015  
Sort by: Remit To  
Printed by JENNIFER L. MORRIS

**CHASE BANK  
 GST Capital Fund Account  
 Treasurer's Monthly Report  
 GST Capital Fund Account  
 From November 1, 2015 to November 30, 2015**

Total available balance as reported at the end of preceding period \$2,670.74

**RECEIPTS DURING MONTH**

(With breakdown of source including full amount of all short term loans)

Date	Source	Amount
	Deposits and Credits plus Interest	\$570,002.41
	Total Receipts	
	Total Receipts, including balance	\$572,673.15

**DISBURSEMENTS MADE DURING MONTH By Check**

From Check No. 282 To Check No. 284	\$571,429.75
Wires & Transfers	

By Debit Charge (Total amount of checks issued and debit charges)	\$571,429.75
TOTAL Cash Balance	\$1,243.40

**RECONCILIATION WITH BANK STATEMENT**

Balance as given on bank statement, end of month	\$1,243.40
Less total of outstanding check	

Total available balance	
(Must agree with Cash Balance above if there is a true reconciliation)	\$1,243.40

Received by the Board of Education and entered as a part of the  
 Minutes of the Board meeting held January 5, 2016.

This is to certify that the above Cash  
 Balance is in agreement with my bank  
 statement, as reconciled.

Doretta Hughson  
 CLERK OF BOARD OF EDUCATION

  
 TREASURER OF SCHOOL DISTRICT

# GREATER SOUTHERN TIER BOCES

Budget Status Report As Of: 11/30/2015

Fiscal Year: 2016

## Fund: H CAPITAL FUND

Budget Account	Description	Initial Budget	Adjustments	Current Budget	Year-to-Date Expenditures	Encumbrances Outstanding	Unencumbered Balance	Available Balance
780.024	BUSH BLDG 1 14-15 0001-021	139,468.57	0.00	139,468.57	0.00	0.00	139,468.57	139,468.57
780.025	BUSH BLDG 1 15-16 0001-022	-7,552.49	0.00	-7,552.49	23,873.34	5,048.46	-36,474.29	-36,474.29
780.026	BUSH BLDG 1 16-17 0001-023	0.00	0.00	0.00	8,377.28	5,680.72	-14,058.00	-14,058.00
780.027	BUSH BLDG 6 16-17 0006-015	0.00	0.00	0.00	4,188.63	2,840.37	-7,029.00	-7,029.00
780.028	BUSH BLDG 7 16-17 0007-011	0.00	0.00	0.00	5,584.85	3,787.15	-9,372.00	-9,372.00
780.113	CPRS BLDG 3 14-15 0045-004	-163,866.43	0.00	-163,866.43	0.00	0.00	-163,866.43	-163,866.43
780.114	CPRS BLDG 7 14-15 0049-005	125,490.24	0.00	125,490.24	21,090.00	86,323.00	18,077.24	18,077.24
780.116	CPRS BLDG 2 15-16 0044-003	-6,545.49	0.00	-6,545.49	35,663.23	123,696.77	-165,905.49	-165,905.49
780.117	CPRS BLDG 3 15-16 0045-005	-6,545.49	0.00	-6,545.49	127,271.73	68,458.27	-202,275.49	-202,275.49
780.118	CPRS BLDG 7 15-16 0049-006	-15,104.96	0.00	-15,104.96	241,795.42	68,738.98	-325,639.36	-325,639.36
780.119	CPRS BLDG 1 16-17 0037-005	0.00	0.00	0.00	11,635.10	7,889.90	-19,525.00	-19,525.00
780.120	CPRS BLDG 2 16-17 0044-004	0.00	0.00	0.00	1,396.22	946.78	-2,343.00	-2,343.00
780.121	CPRS BLDG 3 16-17 0045-006	0.00	0.00	0.00	1,396.22	946.78	-2,343.00	-2,343.00
780.318	WW BLDG 2 13-14 0039-004	265,110.38	0.00	265,110.38	168,957.50	46,342.50	49,810.38	49,810.38
780.319	WW BLDG 2 14-15 0039-005	-5,338.63	0.00	-5,338.63	113,642.81	14,165.99	-133,147.43	-133,147.43
780.320	WW BLDG 6 15-16 0051-003	-6,545.49	0.00	-6,545.49	90,639.73	66,201.27	-163,386.49	-163,386.49
780.321	WW BLDG 7 15-16 0030-004	-4,027.99	0.00	-4,027.99	28,213.30	7,263.70	-39,504.99	-39,504.99
780.322	WW BLDG 2 16-17 0039-006	0.00	0.00	0.00	1,396.22	946.78	-2,343.00	-2,343.00
780.323	WW BLDG 4 16-17 0042-003	0.00	0.00	0.00	5,119.45	3,471.55	-8,591.00	-8,591.00
780.324	WW BLDG 7 16-17 0030-005	0.00	0.00	0.00	7,446.48	5,049.52	-12,496.00	-12,496.00
780.701	EPC BUSH B1 13-14 0001-020	9,149.00	0.00	9,149.00	9,386.00	0.00	-237.00	-237.00
780.702	EPC BUSH B2 13-14 0002-010	5,102.00	0.00	5,102.00	5,346.00	0.00	-244.00	-244.00
780.703	EPC BUSH B3 13-14 0003-008	1,185.00	0.00	1,185.00	1,213.00	0.00	-28.00	-28.00
780.704	EPC BUSH B4 13-14 0004-012	1,965.00	0.00	1,965.00	1,988.00	0.00	-23.00	-23.00
780.705	EPC BUSH B5 13-14 0005-014	1,184.00	0.00	1,184.00	1,235.00	0.00	-51.00	-51.00
780.706	EPC BUSH B6 13-14 0006-014	1,380.00	0.00	1,380.00	1,497.00	0.00	-117.00	-117.00
780.707	EPC BUSH B7 13-14 0007-010	1,762.00	0.00	1,762.00	1,809.00	0.00	-47.00	-47.00
780.708	EPC BUSH B8 13-14 0008-006	1,012.00	0.00	1,012.00	1,025.00	0.00	-13.00	-13.00
780.709	EPC BUSH B11 13-14 0020-004	1,786.00	0.00	1,786.00	1,808.00	0.00	-22.00	-22.00
780.710	EPC WILDWOOD B7 13-14 0030-003	494.00	0.00	494.00	502.00	0.00	-8.00	-8.00
780.711	EPC COOPERS B1 13-14 0037-004	2,721.00	0.00	2,721.00	2,804.00	0.00	-83.00	-83.00
780.712	EPC WILDWOOD B1 13-14 0038-004	1,277.00	0.00	1,277.00	1,288.00	0.00	-11.00	-11.00
780.713	EPC WILDWOOD B2 13-14 0039-003	1,208.00	0.00	1,208.00	1,281.00	0.00	-73.00	-73.00
780.714	EPC WILDWOOD B3 13-14 0041-003	1,717.00	0.00	1,717.00	1,774.00	0.00	-57.00	-57.00
780.715	EPC WILDWOOD B4 13-14 0042-002	684.00	0.00	684.00	703.00	0.00	-19.00	-19.00
780.716	EPC WILDWOOD B5 13-14 0043-004	1,007.00	0.00	1,007.00	1,051.00	0.00	-44.00	-44.00
780.717	EPC COOPERS B2 13-14 0044-002	1,316.00	0.00	1,316.00	1,364.00	0.00	-48.00	-48.00
780.718	EPC COOPERS B3 13-14 0045-002	1,734.00	0.00	1,734.00	1,760.00	0.00	-26.00	-26.00
780.719	EPC COOPERS B4 13-14 0046-003	773.00	0.00	773.00	792.00	0.00	-19.00	-19.00

# GREATER SOUTHERN TIER BOCES

Budget Status Report As Of: 11/30/2015

Fiscal Year: 2016

## Fund: H CAPITAL FUND

Budget Account	Description	Initial Budget	Adjustments	Current Budget	Year-to-Date Expenditures	Encumbrances Outstanding	Unencumbered Balance	Available Balance
780.720 EPC COOPERS B5 13-14 0047-004		692.00	0.00	692.00	714.00	0.00	-22.00	-22.00
780.721 EPC COOPERS B6 13-14 0048-004		710.00	0.00	710.00	723.00	0.00	-13.00	-13.00
780.722 EPC COOPERS B7 13-14 0049-002		854.00	0.00	854.00	868.00	0.00	-14.00	-14.00
780.723 EPC COOPERS B8 13-14 0050-003		907.00	0.00	907.00	920.00	0.00	-13.00	-13.00
780.724 EPC WILDWOOD B6 13-14 0051-002		806.00	0.00	806.00	846.00	0.00	-40.00	-40.00
780.725 EPC COOPERS B16 13-14 0052-002		1,646.00	0.00	1,646.00	104.00	0.00	1,542.00	1,542.00
780.726 EPC WILDWOOD B12 13-14 0055-002		-114.00	0.00	-114.00	0.00	0.00	-114.00	-114.00
780.728 EPC WILDWOOD B18 13-14 0059-002		888.00	0.00	888.00	887.00	0.00	1.00	1.00
780.731 EPC BUSH B9 13-14 1017-004		640.00	0.00	640.00	647.00	0.00	-7.00	-7.00
780.732 EPC BUSH B10 13-14 1019-004		665.00	0.00	665.00	671.00	0.00	-6.00	-6.00
780.733 EPC BUSH B13 13-14 2009-001		-1.00	0.00	-1.00	-1.00	0.00	0.00	0.00
780.734 EPC COOPERS B10 13-14 2054-002		102.00	0.00	102.00	106.00	0.00	-4.00	-4.00
780.735 EPC WILDWOOD B11 13-14 3036-002		-1.00	0.00	-1.00	0.00	0.00	-1.00	-1.00
780.736 EPC COOPERS B19 13-14 3057-002		303.00	0.00	303.00	330.00	0.00	-27.00	-27.00
780.737 EPC BUSH B12 13-14 8022-004		4,477.00	0.00	4,477.00	4,589.00	0.00	-112.00	-112.00
<b>Total CAPITAL FUND</b>		<b>364,572.22</b>	<b>0.00</b>	<b>364,572.22</b>	<b>947,717.51</b>	<b>517,798.49</b>	<b>-1,100,943.78</b>	<b>-1,100,943.78</b>

# GREATER SOUTHERN TIER BOCES

Budget Status Report As Of: 11/30/2015

Fiscal Year: 2016

Fund: H CAPITAL FUND

## Selection Criteria

Criteria Name: Last Run

Fund: H

Budget type: Current Year

As Of Date: 11/30/2015

Suppress budgetcodes with no activity

Print Summary Only

Show Available Balance, not service

Sort by: Fund/Service

Printed by Janice Conley

**GREATER SOUTHERN TIER BOCES**  
Revenue Status Report As Of: 11/30/2015  
Fiscal Year: 2016  
Fund: H CAPITAL FUND

Revenue Account	Service	Description	Original Estimate	Adjustments	Current Estimate	Year-to-Date	Anticipated Balance	Excess Revenue
<b>776.199 OPERATIONS &amp; MAINTENANCE</b>								
2401-000	Interest and Earnings		0.00	0.00	0.00	18.48	0.00	18.48
Subtotal of 776.199 OPERATIONS & MAINTENANCE			0.00	0.00	0.00	18.48	0.00	18.48
<b>780.025 BUSH BLDG 1 15-16 0001-022</b>								
5031-000	Interfund Revenues		0.00	0.00	0.00	64,800.00	0.00	64,800.00
Subtotal of 780.025 BUSH BLDG 1 15-16 0001-022			0.00	0.00	0.00	64,800.00	0.00	64,800.00
<b>780.116 CPRS BLDG 2 15-16 0044-003</b>								
5031-000	Interfund Revenues		0.00	0.00	0.00	124,500.00	0.00	124,500.00
Subtotal of 780.116 CPRS BLDG 2 15-16 0044-003			0.00	0.00	0.00	124,500.00	0.00	124,500.00
<b>780.117 CPRS BLDG 3 15-16 0045-005</b>								
5031-000	Interfund Revenues		0.00	0.00	0.00	149,500.00	0.00	149,500.00
Subtotal of 780.117 CPRS BLDG 3 15-16 0045-005			0.00	0.00	0.00	149,500.00	0.00	149,500.00
<b>780.118 CPRS BLDG 7 15-16 0049-006</b>								
5031-000	Interfund Revenues		0.00	0.00	0.00	216,300.00	0.00	216,300.00
Subtotal of 780.118 CPRS BLDG 7 15-16 0049-006			0.00	0.00	0.00	216,300.00	0.00	216,300.00
<b>780.320 WW BLDG 6 15-16 0051-003</b>								
5031-000	Interfund Revenues		0.00	0.00	0.00	129,500.00	0.00	129,500.00
Subtotal of 780.320 WW BLDG 6 15-16 0051-003			0.00	0.00	0.00	129,500.00	0.00	129,500.00
<b>780.321 WW BLDG 7 15-16 0030-004</b>								
5031-000	Interfund Revenues		0.00	0.00	0.00	55,400.00	0.00	55,400.00
Subtotal of 780.321 WW BLDG 7 15-16 0030-004			0.00	0.00	0.00	55,400.00	0.00	55,400.00
<b>Total CAPITAL FUND</b>			0.00	0.00	0.00	740,018.48	0.00	740,018.48

**Selection Criteria**

Criteria Name: Last Run  
As Of Date: 11/30/2015  
Suppress revenue accounts with no activity  
Print Summary Only  
Sort by: Fund/Service/Revenue Code  
Printed by Janice Conley

\* Estimated revenue for Carryover Encumbrances from the prior fiscal year will not be realized.  
These are estimates to balance the budget

**CHASE BANK**  
**GST Dental & Vision Account # xxx-xx1000**  
**Treasurer's Monthly Report**  
**for the period**  
**From November 1, 2015 to November 30, 2015**

Total available balance as reported at the end of preceding period \$78,886.18

**RECEIPTS DURING MONTH**

(With breakdown of source including full amount of all short term loans)

Date	Source	Amount	
	Deposits & Credits	\$ 61,948.50	
	Interest	\$ 0.77	
Total Receipts, including balance			\$ 140,835.45

**DISBURSEMENTS MADE DURING MONTH By Check**

From Check No.	To Check No.	\$ -
Wires & Transfers		\$ 17,472.23
Wires & Transfers		\$ -

By Debit Charge	(Total amount of checks issued and debit charges)	\$ 17,472.23	
TOTAL Cash Balance			\$123,363.22

**RECONCILIATION WITH BANK STATEMENT**

Balance as given on bank statement, end of month	\$ 123,363.22	
In Transit -	\$ -	
Less total of outstanding check	\$ -	
(Must agree with Cash Balance above if there is a true reconciliation)		\$ 123,363.22

Received by the Board of Education and entered as a part of the Minutes of the Board meeting held January 5, 2016

Doretta Hughson  
 CLERK OF BOARD OF EDUCATION

This is to certify that the above Cash Balance is in agreement with my bank statement, as reconciled.

  
 TREASURER OF SCHOOL DISTRICT

**CHASE BANK  
GST Premier Account  
Treasurer's Monthly Report  
for the period  
From November 1, 2015 to November 30, 2015**

Total available balance as reported at the end of preceding period \$27,163,560.74

**RECEIPTS DURING MONTH**

(With breakdown of source including full amount of all short term loans)

Date	Source	Amount
	Deposits & Credits plus Interest	\$113,998.97
	Total Receipts	
	Total Receipts, including balance	\$27,277,559.71

**DISBURSEMENTS MADE DURING MONTH By Check**

From Check No.	To Check No.	\$0.00
----------------	--------------	--------

Wires & Transfers	\$16,385,000.00
-------------------	-----------------

By Debit Charge (Total amount of checks issued and debit charges)

TOTAL Cash Balance	\$10,892,559.71
--------------------	-----------------

**RECONCILIATION WITH BANK STATEMENT**

Balance as given on bank statement, end of month	\$10,892,559.71
--	-----------------

Less total of outstanding check	
---------------------------------	--

(Must agree with Cash Balance above if there is a true reconciliation)	\$10,892,559.71
--	-----------------

Received by the Board of Education and entered as a part of the  
Minutes of the Board meeting held January 5, 2016.

Doretta Hughson  
CLERK OF BOARD OF EDUCATION

This is to certify that the above Cash  
Balance is in agreement with my bank  
statement, as reconciled.

  
TREASURER OF SCHOOL DISTRICT


**M & T BANK**  
**GST Adult Ed Merchant**  
**Treasurer's Monthly Report**  
**for the period**  
**From November 1, 2015 to November 30, 2015**

Total available balance as reported at the end of preceding period	\$83,623.31		
<b>RECEIPTS DURING MONTH</b>			
(With breakdown of source including full amount of all short term loans)			
Date	Source	Amount	
	Deposits & Credits plus Interest	\$12,631.51	
	Total Receipts	\$12,631.51	
	Total Receipts, including balance		\$96,254.82
<b>DISBURSEMENTS MADE DURING MONTH</b>			
From Check No.	To Check No.		
	Transfer to Federal Fund Checking	\$50,000.00	
By Debit Charge	(Total amount of checks issued and debit charges)	\$50,000.00	
	TOTAL Cash Balance		\$46,254.82
<b>RECONCILIATION WITH BANK STATEMENT</b>			
	Balance as given on bank statement, end of month	\$44,723.82	
	Less total of outstanding check		
	Deposit in transit	\$1,531.00	
	Total available balance		
	(Must agree with Cash Balance above if there is a true reconciliation)		\$46,254.82

Received by the Board of Education and entered as a part of the  
Minutes of the Board meeting held January 5, 2015.

This is to certify that the above Cash  
Balance is in agreement with my bank  
statement, as reconciled.

Doretta Hughson  
CLERK OF BOARD OF EDUCATION

  
TREASURER OF SCHOOL DISTRICT

**Chemung Canal Trust Company  
Patron Account - Coopers Plains  
Treasurer's Monthly Report  
for the period  
From November 1, 2015 to November 30, 2015**

Total available balance as reported at the end of preceding period \$1,832.72

**RECEIPTS DURING MONTH**

(With breakdown of source including full amount of all short term loans)

Date	Source	Amount	
	Deposits and Credits	\$2,757.11	
	Total Receipts	\$2,757.11	
	Total Receipts, including balance		\$4,589.83

**DISBURSEMENTS MADE DURING MONTH**

By Check

From Check No. 1165 To Check No. \$2,666.77

Deluxe Check/Acc. \$37.70

(Total amount of checks issued and debit charges) \$2,704.47

Cash Balance as shown by records \$1,885.36

**RECONCILIATION WITH BANK STATEMENT**

Balance as given on bank statement, end of month \$ 1,647.88

Deposit in transit \$237.48


Net Balance in bank \$ 1,885.36

(Must agree with Cash Balance above if there is a true reconciliation) \$1,885.36

Received by the Board of Education and entered as a part of the  
Minutes of the Board meeting held January 5, 2016.

Doretta Hughson  
CLERK OF BOARD OF EDUCATION

This is to certify that the above Cash  
Balance is in agreement with my bank  
statement, as reconciled.

  
TREASURER OF SCHOOL DISTRICT

**Steuben Trust Company**  
**Patron Account - Wildwood**  
**Treasurer's Monthly Report**  
**for the period**  
**From November 1, 2015 to November 30, 2015**

Total available balance as reported at the end of preceding period \$0.00

(With breakdown of source including full amount of all short term loans)

Date	Source	Amount	
	Deposits and Credits	\$2,879.72	
	Total Receipts	\$2,879.72	
	Total Receipts, including balance		\$2,879.72

**DISBURSEMENTS MADE DURING MONTH**

By Check		
From Check No.	To Check No.	\$0.00

	\$0.00	
Cash Balance as shown by records		\$2,879.72

**RECONCILIATION WITH BANK STATEMENT**

Balance as given on bank statement, end of month	\$2,879.72
Less total of outstanding check	\$0.00

(Must agree with Cash Balance above if there is a true reconciliation) \$2,879.72

Received by the Board of Education and entered as a part of the Minutes of the Board meeting held January 5, 2016.

Doretta Hughson  
 CLERK OF BOARD OF EDUCATION

This is to certify that the above Cash Balance is in agreement with my bank statement, as reconciled.

  
 TREASURER OF SCHOOL DISTRICT

**M & T BANK**  
**GST Scholarship Funds Account**  
**Treasurer's Monthly Report**  
**for the period**

**From November 1, 2015 to November 30, 2015**

Total available balance as reported at the end of preceding period \$964.01

**RECEIPTS DURING MONTH**

(With breakdown of source including full amount of all short term loans)

Date	Source	Amount	
	Deposits & Credits plus Interest	\$0.04	
	Void Checks	\$0.00	
	Total Receipts	\$0.04	
	Total Receipts, including balance		\$964.05

**DISBURSEMENTS MADE DURING MONTH By Check**

From Check No.	To Check No.	\$0.00	
Wires & Transfers		\$0.00	

By Debit Charge (Total amount of checks issued and debit charges) \$0.00

**TOTAL Cash Balance** **\$964.05**

**RECONCILIATION WITH BANK STATEMENT**

Balance as given on bank statement, end of month \$964.05


Less total of outstanding checks

(Must agree with Cash Balance above if there is a true reconciliation) \$964.05

Received by the Board of Education and entered as a part of the  
 Minutes of the Board meeting held January 5, 2016.

This is to certify that the above Cash  
 Balance is in agreement with my bank  
 statement, as reconciled.

Doretta Hughson  
 CLERK OF BOARD OF EDUCATION

  
 TREASURER OF SCHOOL DISTRICT

**CHASE BANK**  
**GST - T&A Memorial Fund Account**  
**Treasurer's Monthly Report**  
**for the period**  
**From November 1, 2015 to November 30, 2015**

Total available balance as reported at the end of preceding period \$59,885.18

**RECEIPTS DURING MONTH**

(With breakdown of source including full amount of all short term loans)

Date	Source	Amount	
	Deposits & Credits plus Interest	\$0.50	
	Total Receipts	\$0.50	
	Total Receipts, including balance		\$59,885.68

**DISBURSEMENTS MADE DURING MONTH By Check**

From Check No.	To Check No.	\$0.00
Wires & Transfers		\$0.00

By Debit Charge (Total amount of checks issued and debit charges)

**TOTAL Cash Balance** \$59,885.68

**RECONCILIATION WITH BANK STATEMENT**

Balance as given on bank statement, end of month \$59,885.68

Less total of outstanding check \$0.00

Total available balance

(Must agree with Cash Balance above if there is a true reconciliation) \$59,885.68

Received by the Board of Education and entered as a part of the  
Minutes of the Board meeting held January 5, 2016.

Doretta Hughson  
CLERK OF BOARD OF EDUCATION

This is to certify that the above Cash  
Balance is in agreement with my bank  
statement, as reconciled.

  
TREASURER OF SCHOOL DISTRICT

**Steuben Trust Company  
Bethesda Foundation Scholarship  
Secondary & Adult Account  
Treasurer's Monthly Report  
for the period  
From November 1, 2015 to November 30, 2015**

Total available balance as reported at the end of preceding period \$734.17

**RECEIPTS DURING MONTH**

(With breakdown of source including full amount of all short term loans)

Date	Source	Amount	
	Deposits and Credits	\$0.01	
	Total Receipts	\$0.01	
	Total Receipts, including balance		\$734.18

**DISBURSEMENTS MADE DURING MONTH**

By Check			
From Check No.	To Check No.	\$0.00	
Total disbursements		\$0.00	
Cash Balance as shown by records			\$734.18

**RECONCILIATION WITH BANK STATEMENT**


Balance as given on bank statement, end of month	\$734.18
Less total of outstanding check	
Deposit in Transit	
Net Balance in bank	\$734.18

(Must agree with Cash Balance above if there is a true reconciliation) \$734.18

Received by the Board of Education and entered as a part of the Minutes of the Board meeting held January 5, 2016.

This is to certify that the above Cash Balance is in agreement with my bank statement, as reconciled.

Doretta Hughson  
CLERK OF BOARD OF EDUCATION

  
TREASURER OF SCHOOL DISTRICT

**BANCORP BANK**  
**GST Flex/Benefit Card Account**  
**Treasurer's Monthly Report**  
**for the period**

**From November 1, 2015 to November 30, 2015**

Total available balance as reported at the end of preceding period \$45,542.35

**RECEIPTS DURING MONTH**

(With breakdown of source including full amount of all short term loans)

Date	Source	Amount	
	Deposits & Credits plus Interest	\$32,638.15	
	Void Checks		
	Total Receipts	\$32,638.15	
	Total Receipts, including balance		\$78,180.50

**DISBURSEMENTS MADE DURING MONTH By Check**

From Check No. To Check No.

Wires & Transfers \$29,711.86

By Debit Charge (Total amount of checks issued and debit charges)

TOTAL Cash Balance \$48,468.64

**RECONCILIATION WITH BANK STATEMENT**


Balance as given on bank statement, end of month	\$48,559.30
HRA/HCR in transit	\$ (90.66)

(Must agree with Cash Balance above if there is a true reconciliation) \$48,468.64

Received by the Board of Education and entered as a part of the  
 Minutes of the Board meeting held January 5, 2016.

This is to certify that the above Cash  
 Balance is in agreement with my bank  
 statement, as reconciled.

Doretta Hughson  
 CLERK OF BOARD OF EDUCATION

  
 TREASURER OF SCHOOL DISTRICT

BANCORP.

OUTSTANDING CHECKS 11/30/2015

date	ck number	amount
11/30/2015	HCR/HRA	\$ 90.66

\$ 90.66

**M & T BANK**  
**GST Trust & Agency Account**  
**Treasurer's Monthly Report**  
**for the period**

**From November 1, 2015 to November 30, 2015**

Total available balance as reported at the end of preceding period \$ 1,146,767.86

**RECEIPTS DURING MONTH**

(With breakdown of source including full amount of all short term loans)

Date	Source	Amount	
	Deposits & Interest	\$ 51,969.76	
	Transfer from General Fund for Health Care-November	\$ 1,118,582.10	
	Transfer(s) from General Fund-5010	\$ 3,391,263.12	
	Transfer(s) from Federal Fund-7472	\$ 257,181.37	
	<b>Total Receipts</b>	<b>\$ 4,818,996.35</b>	
	<b>Total Receipts, including balance</b>		<b>\$ 5,965,764.21</b>

**DISBURSEMENTS MADE DURING MONTH**

By Check

From Check No. 8932 To Check No. 8952 \$ 55,978.57

By Debit Charge

Consoildated Net Payroll(s)-5044	\$ 2,289,543.85
IRS USA Tax Payment(s)	\$ 887,924.52
ERS & TRS	\$ 26,746.30
Omni	\$ 96,816.82
New York State Withhold(s)	\$ 149,101.32
Wire to Chase-Dental/Vision July/August	\$ 61,948.50
Support staff/EA Union wire	\$ 30,387.16
Wire to NY 44/MVP Health November	\$ 1,118,582.10
Correction to S. Hilton TSA	\$ 357.27

(Total amount of checks issued and debit charges)	\$ 4,717,386.41	
Cash Balance as shown by records		\$ 1,248,377.80

**RECONCILIATION WITH BANK STATEMENT**

Balance as given on bank statement, end of month	\$ 1,268,130.47
Less total of outstanding checks	\$ (19,752.67)
Pending tranfer(s)	

(Must agree with Cash Balance above if there is a true reconciliation) \$ 1,248,377.80

Received by the Board of Education and entered as a part of the  
Minutes of the Board meeting held January 5, 2016.

This is to certify that the above Cash  
Balance is in agreement with my bank  
statement, as reconciled.

Doretta Houghson  
Clerk of Board of Education

  
TREASURER OF SCHOOL DISTRICT

# GREATER SOUTHERN TIER BOCES

## Outstanding Check Listing

Bank Account: TAMT - M&T - TA Fund

Check Number	Check Date	Remit To	Warrant	Fund	Recorded	Statement Date	Check Amount	Check Number	
008865	07/23/2015	ESTATE OF JESSE AUSTIN EDSALL	0010		No		\$74.11	008865	
008943	11/12/2015	ESTATE OF MARY H. HAMULA	0047		No		\$256.48	008943	
008946	11/25/2015	GST BOCES TEACHER AIDE ASSOCIATION MICHELLE PIERSON, TREASURER	0050	TA	No		\$1,001.24	008946	
008947	11/25/2015	NY'S CHILD SUPPORT PROCESSING CENTER	0050	TA	No		\$2,313.52	008947	
008952	11/25/2015	NY'S TEACHERS RETIREMENT SYSTEM	0051	TA	No		\$15,243.00	008952	
008950	11/25/2015	UNITED WAY OF THE SOUTHERN TIER	0050	TA	No		\$590.05	008950	
008951	11/25/2015	US DEPARTMENT OF EDUCATION NATIONAL PAYMENT CENTER	0050	TA	No		\$126.59	008951	
008675	11/06/2014	WALTON ESTATE OF THOMAS L.	0055		No		\$147.68	008675	
<b>Subtotal for Bank Account: TAMT - M&amp;T - TA Fund</b>							<b>Grand Total</b>	<b>\$19,752.67</b>	
							<b>Net</b>	<b>\$19,752.67</b>	

### Selection Criteria

Bank Account: TAMT  
 Check date is thru 11/30/2015  
 Checks Cleared/Voided Thru: 11/30/2015  
 Sort by: Remit To  
 Printed by JENNIFER L. MORRIS

**Five Star Bank  
GST Flex Account  
Treasurer's Monthly Report  
for the period**

**From November 1, 2015 to November 30, 2015**

Total available balance as reported at the end of preceding period \$26,555.26

**RECEIPTS DURING MONTH**

(With breakdown of source including full amount of all short term loans)

Date	Source	Amount
	Deposits & Credits plus Interest	\$64,078.62

Total Receipts	\$64,078.62	
Total Receipts, including balance		\$90,633.88

**DISBURSEMENTS MADE DURING MONTH By Check**

From Check No. 4728 To Check No. 4743 \$4,510.66

Wires & Transfers \$32,638.15

By Debit Charge (Total amount of checks issued and debit charges)

**TOTAL Cash Balance \$53,485.07**

**RECONCILIATION WITH BANK STATEMENT**

Balance as given on bank statement, end of month \$57,108.91

Less total of outstanding check \$3,623.84

(Should agree with Cash Balance ABOVE unless there are  
Undeposited funds in treasurer's hands)

Amount of receipts undeposited (add)

(See reverse side of report)


Total available balance

(Must agree with Cash Balance above if there is a true reconciliation) \$53,485.07

Received by the Board of Education and entered as a part of the  
Minutes of the Board meeting held January 5, 2016.

Doretta Hughson  
CLERK OF BOARD OF EDUCATION

This is to certify that the above Cash  
Balance is in agreement with my bank  
statement, as reconciled.

  
TREASURER OF SCHOOL DISTRICT

FIVE STAR FLEX CHECKING		
OUTSTANDING CHECKS 11/30/2015		
date	ck number	amount
10/26/2015	4726	\$ 14.10
10/26/2015	4727	\$ 2,500.00
11/9/2015	4732	\$ 144.97
11/23/2015	4737	\$ 276.92
11/23/2015	4738	\$ 515.00
11/23/2015	4739	\$ 47.85
11/23/2015	4740	\$ 110.00
11/23/2015	4742	\$ 15.00
		\$ 3,623.84

**Five Star Bank**  
**GST BOCES Flex Money Market Account**  
**Treasurer's Monthly Report**  
**for the period**  
**From November 1, 2015 To November 30, 2015**

Total available balance as reported at the end of preceding period \$1,172,510.34

**RECEIPTS DURING MONTH**

(With breakdown of source including full amount of all short term loans)

Date	Source	Amount
	Deposits & Credits plus Interest	\$36.27
	Total Receipts	
	Total Receipts, including balance	\$1,172,546.61

**DISBURSEMENTS MADE DURING MONTH By Check**

From Check No. To Check No.

Wires & Transfers \$50,000.00

By Debit Charge (Total amount of checks issued and debit charges)

TOTAL Cash Balance \$1,122,546.61

**RECONCILIATION WITH BANK STATEMENT**

Balance as given on bank statement, end of month \$1,122,546.61

Less total of outstanding check

(Should agree with Cash Balance ABOVE unless there are  
Undeposited funds in treasurer's hands)

Amount of receipts undeposited (add)

(See reverse side of report)

Total available balance

(Must agree with Cash Balance above if there is a true reconciliation) \$1,122,546.61

Received by the Board of Education and entered as a part of the  
Minutes of the Board meeting held January 5, 2016.

This is to certify that the above Cash  
Balance is in agreement with my bank  
statement, as reconciled.

Doretta Hughson  
CLERK OF BOARD OF EDUCATION

  
TREASURER OF SCHOOL DISTRICT

**Five Star Bank**  
**GST BOCES General Fund MM Account**  
**Treasurer's Monthly Report**  
**for the period**  
**From November 1, 2015 to November 30, 2015**

Total available balance as reported at the end of preceding period \$96,441.47

**RECEIPTS DURING MONTH**

(With breakdown of source including full amount of all short term loans)

Date	Source	Amount
	Deposits & Credits plus Interest	\$3.07
	Total Receipts	
	Total Receipts, including balance	\$96,444.54

**DISBURSEMENTS MADE DURING MONTH By Check**

From Check No. To Check No.

Service Charge

Wires & Transfers

By Debit Charge (Total amount of checks issued and debit charges)

TOTAL Cash Balance \$96,444.54

**RECONCILIATION WITH BANK STATEMENT**

Balance as given on bank statement, end of month	\$96,444.54
Transfer wire fees to be credited	
Less total of outstanding check	
(Should agree with Cash Balance ABOVE unless there are Undeposited funds in treasurer's hands)	
Amount of receipts undeposited (add) (See reverse side of report)	
Total available balance	\$96,444.54

(Must agree with Cash Balance above if there is a true reconciliation)

Received by the Board of Education and entered as a part of the  
 Minutes of the Board meeting held January 5, 2016.

Doretta Hughson  
 CLERK OF BOARD OF EDUCATION

This is to certify that the above Cash  
 Balance is in agreement with my bank  
 statement, as reconciled.

Janice Conley  
 TREASURER OF SCHOOL DISTRICT

**First Niagara  
GST Escrow Agent Account  
Treasurer's Monthly Report  
for the period  
From November 1, 2015 to November 30, 2015**

Total available balance as reported at the end of preceding period \$310.23

**RECEIPTS DURING MONTH**

(With breakdown of source including full amount of all short term loans)

Date	Source	Amount
	Deposits & Credits plus Interest	
	Total Receipts	
	Total Receipts, including balance	\$310.23

**DISBURSEMENTS MADE DURING MONTH By Check**

From Check No.	To Check No.	
Wires & Transfers		\$0.00

By Debit Charge (Total amount of checks issued and debit charges)	\$0.00	
TOTAL Cash Balance		\$310.23

**RECONCILIATION WITH BANK STATEMENT**

Balance as given on bank statement, end of month	\$310.23	
Less total of outstanding check	\$0.00	
(Should agree with Cash Balance ABOVE unless there are Undeposited funds in treasurer's hands)		
Amount of receipts undeposited (add)		
(See reverse side of report)		
Total available balance		
(Must agree with Cash Balance above if there is a true reconciliation)		\$310.23

Received by the Board of Education and entered as a part of the  
Minutes of the Board meeting held January 5, 2016.

This is to certify that the above Cash  
Balance is in agreement with my bank  
statement, as reconciled.

Doretta Hughson  
CLERK OF BOARD OF EDUCATION

  
TREASURER OF SCHOOL DISTRICT

**First Niagara  
GST Escrow Agent Account  
Treasurer's Monthly Report  
for the period  
From November 1, 2015 to November 30, 2015**

Total available balance as reported at the end of preceding period \$3,993.00

**RECEIPTS DURING MONTH**

(With breakdown of source including full amount of all short term loans)

Date	Source	Amount
	Deposits & Credits plus Interest	
	Total Receipts	
	Total Receipts, including balance	\$3,993.00

**DISBURSEMENTS MADE DURING MONTH By Check**

From Check No.      To Check No.  
Wires & Transfers

By Debit Charge (Total amount of checks issued and debit charges)	\$0.00	
TOTAL Cash Balance		\$3,993.00

**RECONCILIATION WITH BANK STATEMENT**

Balance as given on bank statement, end of month	\$3,993.00	
Less total of outstanding check	\$0.00	
(Should agree with Cash Balance ABOVE unless there are Undeposited funds in treasurer's hands)		
Amount of receipts undeposited (add)		
(See reverse side of report)		
Total available balance		
(Must agree with Cash Balance above if there is a true reconciliation)		\$3,993.00

Received by the Board of Education and entered as a part of the  
Minutes of the Board meeting held January 5, 2016.

This is to certify that the above Cash  
Balance is in agreement with my bank  
statement, as reconciled.

Doretta Hughson  
CLERK OF BOARD OF EDUCATION

  
TREASURER OF SCHOOL DISTRICT

**SunTrust**  
**Energy Performance Escrow Account**  
**Treasurer's Monthly Report**  
**for the period**  
**From November 1, 2015 to November 30, 2015**

Total available balance as reported at the end of preceding period \$53,737.01

**RECEIPTS DURING MONTH**

(With breakdown of source including full amount of all short term loans)

Date	Source	Amount
	Deposits & Credits plus Interest	\$11.41
	Total Receipts	
	Total Receipts, including balance	\$53,748.42

**DISBURSEMENTS MADE DURING MONTH By Check**

From Check No.      To Check No.

ACH Transfer-Johnson Controls-payment #10 \$50,030.00

By Debit Charge (Total amount of checks issued and debit charges)

TOTAL Cash Balance \$3,718.42

**RECONCILIATION WITH BANK STATEMENT**

Balance as given on bank statement, end of month \$3,718.42

Less total of outstanding check \$0.00

(Should agree with Cash Balance ABOVE unless there are  
Undeposited funds in treasurer's hands)

Amount of receipts undeposited (add)

(See reverse side of report)

Total available balance

(Must agree with Cash Balance above if there is a true reconciliation) \$3,718.42

Received by the Board of Education and entered as a part of the  
Minutes of the Board meeting held January 5, 2016.

This is to certify that the above Cash  
Balance is in agreement with my bank  
statement, as reconciled.

Doretta Hughson  
CLERK OF BOARD OF EDUCATION

*Janice Conley*  
\_\_\_\_\_  
TREASURER OF SCHOOL DISTRICT

**M & T BANK**  
**GST Payroll Account**  
**Treasurer's Monthly Report**  
**for the period**  
**From November 1, 2015 to November 30, 2015**

Total available balance as reported at the end of preceding period \$ 23.85

**RECEIPTS DURING MONTH**

(With breakdown of source including full amount of all short term loans)

Date	Source	Amount
	Deposits and Credits plus Interest	\$ 2,289,547.28
	Voided Checks	\$ 1,695.92

Total Receipts \$ 2,291,243.20

Total Receipts, including balance \$ 2,291,267.05

**DISBURSEMENTS MADE DURING MONTH By Check**

By Check

Fr Check 81335 to Check 81638	\$ 122,092.13
Payroll Direct Deposit Wire 010	\$ 1,094,921.26
Payroll Direct Deposit Wire 011	\$ 1,074,320.84

\$ 2,291,334.23 \$ (67.18)


**RECONCILIATION WITH BANK STATEMENT**

Balance as given on bank statement, end of month	\$ 43,224.51
Less total of outstanding checks	\$ (43,291.42)
Encoding error check #81420	\$ (0.27)
Total available balance	\$ (67.18)

Received by the Board of Education and entered as a part of the  
 Minutes of the Board meeting held January 5, 2016.

This is to certify that the above Cash  
 Balance is in agreement with my bank  
 statement, as reconciled.

Doretta Hughson  
 CLERK OF BOARD OF EDUCATION

  
 TREASURER OF SCHOOL DISTRICT

# GREATER SOUTHERN TIER BOCES

## Outstanding Check Listing

Bank Account: PayrollMT - M&T - Payroll

Check Number	Check Date	Remit To	Warrant Fund Recorded	Statement Date	Check Amount	Check Number
081516	11/25/2015	ACKLANDKYLE C.	No		\$1,417.77	081516
081517	11/25/2015	ADAMSJUDITH M.	No		\$181.45	081517
078485	06/25/2015	ALDERMANDESTINY	No	V	\$32.32	078485
081624	11/25/2015	ALLEN'SALLY J.	No		\$119.69	081624
080130	09/03/2015	AMEYSUSAN M.	No		\$242.41	080130
079710	08/20/2015	ASIELLOJULIE B.	No		\$2.10	079710
081385	11/12/2015	BAGLEYKERSTIN M.	No		\$48.48	081385
081519	11/25/2015	BALSHUWEITAMY E.	No		\$187.63	081519
078955	07/23/2015	BELLBETH K.	No		\$7.09	078955
080931	10/15/2015	BENTLEY'BRIAN L.	No		\$1,293.80	080931
081478	11/25/2015	BENTLEY'BRIAN L.	No		\$1,293.80	081478
080151	09/03/2015	BENTONELAINE K.	No		\$239.49	080151
081522	11/25/2015	BENTONELAINE K.	No		\$364.77	081522
081523	11/25/2015	BIGGSMARGARET E.	No		\$193.93	081523
080539	09/17/2015	BLYRICHARD V.	No		\$25.76	080539
080973	10/15/2015	BOSTWICKELISABETH S.	No		\$161.61	080973
081158	10/29/2015	BOWESIKATHLEEN G.	No		\$193.93	081158
081524	11/25/2015	BRACKENTHERESA A.	No		\$721.73	081524
081525	11/25/2015	BRAYMANMELISSA J.	No		\$193.93	081525
080791	10/01/2015	BROCKPAMELA A.	No		\$32.32	080791
081526	11/25/2015	BROWNCAMILLE H.	No		\$593.11	081526
081389	11/12/2015	BRUNNINGRUTH E.	No		\$64.64	081389
081372	11/12/2015	BUTLERRONALD E.	No		\$1,307.84	081372
081506	11/25/2015	BUTLERRONALD E.	No		\$1,307.84	081506
081528	11/25/2015	CALKINSIPAMELA G.	No		\$96.97	081528
081167	10/29/2015	CAMPBELLAPRIL J.	No		\$175.78	081167
081529	11/25/2015	CARRIGANLOVONA V.	No		\$49.87	081529
081530	11/25/2015	CECCECHRISTINA A.	No		\$94.99	081530
081485	11/25/2015	CHALKVANDRE T.	No		\$48.48	081485
081101	10/29/2015	CHALMERSMARYANN J.	No		\$3.47	081101
080800	10/01/2015	CHEROCKMICHELLE L.	No		\$94.99	080800
077882	05/21/2015	CHICHESTER TODD M.	No		\$1,381.77	077882
081107	10/29/2015	CHICHESTER TODD M.	No		\$1,401.60	081107
081343	11/12/2015	CHICHESTER TODD M.	No		\$1,401.60	081343
081474	11/25/2015	CHICHESTER TODD M.	No		\$1,401.60	081474
081532	11/25/2015	CHILDSJEAN F.	No		\$167.86	081532
078039	06/04/2015	CLARKMASON J.	No	V	\$24.24	078039
081486	11/25/2015	CLEVELANDPARKER N.	No		\$16.16	081486
081174	10/29/2015	COLEGROVEKORI M.	No		\$94.99	081174
081533	11/25/2015	COLLETTKELLY R.	No		\$181.45	081533
081535	11/25/2015	COOKLORI A.	No		\$193.93	081535
077897	05/21/2015	COOLEJAMAL E.	No	V	\$40.41	077897
078041	06/04/2015	COOLEJAMAL E.	No	V	\$24.24	078041

# GREATER SOUTHERN TIER BOCES

## Outstanding Check Listing

Bank Account: PayrollMT - M&T - Payroll

Check Number	Check Date	Remit To	Warrant	Fund	Recorded	Statement Date	Check Amount	Check Number
081122	10/29/2015	COOLEJAMAL E.	No				\$48.48	081122
081359	11/12/2015	COOLEJAMAL E.	No				\$24.24	081359
081488	11/25/2015	COOLEJAMAL E.	No				\$24.24	081488
081536	11/25/2015	COOMRICHARD D.	No				\$226.47	081536
080531	09/17/2015	CORNELLKATHRYN L.	No				\$3.25	080531
081537	11/25/2015	COSTELLOELIZABETH R.	No				\$260.08	081537
081538	11/25/2015	CRAINJOAN M.	No				\$56.18	081538
081399	11/12/2015	CURRANJOANNE P.	No				\$251.20	081399
078311	06/18/2015	DALETYLER E.	No		V		\$26.27	078311
078953	07/23/2015	DITZELMELINDA	No				\$3.15	078953
081541	11/25/2015	DOBBSITHERESA L.	No				\$391.95	081541
081542	11/25/2015	DRUMMPAMELA M.	No				\$710.21	081542
081543	11/25/2015	DUBENDORFERLAURA P.	No				\$175.78	081543
081467	11/25/2015	EARLEYERIN L.	No				\$6.30	081467
081489	11/25/2015	ECK JRSEAN A.	No				\$48.48	081489
081466	11/25/2015	EDENHEATHER L.	No				\$4.73	081466
081125	10/29/2015	EVANSJOSHUA M.	No				\$14.14	081125
081405	11/12/2015	FAMIOGINA C.	No				\$115.57	081405
081545	11/25/2015	FARGOKARIN	No				\$138.22	081545
081546	11/25/2015	FINKLAWRENCE R.	No				\$381.96	081546
081198	10/29/2015	FINNERTYAMY A.	No				\$174.83	081198
081492	11/25/2015	FRENCHDENNIS M.	No				\$48.48	081492
081625	11/25/2015	GERBESICLIO H.	No				\$60.03	081625
081627	11/25/2015	GIGLIOBRAD H.	No				\$1,001.49	081627
081549	11/25/2015	GILLDIANE S.	No				\$254.46	081549
081551	11/25/2015	GUGLIOTTAANDREW R.	No				\$96.97	081551
075820	10/09/2014	GUNNICHOLAS C.	No		V		\$265.18	075820
081212	10/29/2015	HADLOCKPEGGY L.	No				\$193.93	081212
081552	11/25/2015	HALPERINMICHELLE D.	No				\$96.97	081552
080826	10/01/2015	HANEYKIMBERLY	No				\$193.93	080826
081493	11/25/2015	HARRISLEVI A.	No				\$87.77	081493
081638	11/25/2015	HILLMAN SARAH L.	No				\$236.36	081638
081554	11/25/2015	HOFFMANFRANCES C.	No				\$352.25	081554
081020	10/15/2015	JACOBS CATHERINE S.	No				\$96.97	081020
081555	11/25/2015	JENNINGS SONJA A.	No				\$175.78	081555
081494	11/25/2015	JONES CAMERON M.	No				\$16.16	081494
081483	11/25/2015	JONES CHARLES A.	No				\$787.02	081483
081221	10/29/2015	KASTENHUBER JUDY	No				\$61.79	081221
081414	11/12/2015	KASTENHUBER JUDY	No				\$77.50	081414
081556	11/25/2015	KASTENHUBER JUDY	No				\$61.79	081556
081223	10/29/2015	KELSEY DONNA LEE K.	No				\$193.93	081223
079543	08/06/2015	KIESL DAWN Y.	No		V		\$94.99	079543
081626	11/25/2015	KINNERNEY JAMES F.	No				\$1,175.02	081626

# GREATER SOUTHERN TIER BOCES

Outstanding Check Listing

Bank Account: PayrollMT - M&T - Payroll

Check Number	Check Date	Remit To	Warrant	Fund	Recorded	Statement Date	Check Amount	Check Number
081559	11/25/2015	KLOTZ\GEORGIA C.	No				\$193.93	081559
076320	12/04/2014	KNOWLES\WILLIAM J.	No				\$14.57	076320
081561	11/25/2015	LAMB\LAURIE L.	No				\$111.46	081561
081562	11/25/2015	LARES\JAMES P.	No				\$193.93	081562
080320	09/03/2015	LAWAS\CHRISTINE A.	No				\$398.90	080320
081231	10/29/2015	LINDQUIST\BONNIE G.	No				\$193.93	081231
081416	11/12/2015	LINDQUIST\BONNIE G.	No				\$32.32	081416
081418	11/12/2015	LUTHER\JEANNETTE E.	No				\$46.90	081418
081563	11/25/2015	MANWARING\JASON K.	No				\$187.63	081563
081236	10/29/2015	MARTONE\CAROLYN	No				\$96.97	081236
081564	11/25/2015	MC KEEVER\MARA C.	No				\$193.93	081564
078952	07/23/2015	MCCLURE\BRENDA J.	No				\$2.63	078952
081565	11/25/2015	MCEVOY\PATRICIA M.	No				\$99.65	081565
081566	11/25/2015	MCGUIRE\KATHLEEN E.	No				\$259.91	081566
081568	11/25/2015	MEAD\LAWRENCE E.	No				\$333.42	081568
081569	11/25/2015	MELANSON\CATHERINE	No				\$187.63	081569
081570	11/25/2015	MIELE\LAURA M.	No				\$175.78	081570
081245	10/29/2015	MILES\WANCY A.	No				\$161.61	081245
080855	10/01/2015	MILEY\RENEE C.	No				\$323.83	080855
081573	11/25/2015	MINER\JULIE A.	No				\$174.83	081573
079209	07/23/2015	MOSES\YVONNE C.	No				\$455.90	079209
081575	11/25/2015	MURRAY\KELLY A.	No				\$436.35	081575
081576	11/25/2015	MUSSACK\SARAH	No				\$93.82	081576
081577	11/25/2015	NELSON\KATHLEEN A.	No				\$175.78	081577
077101	02/26/2015	NOBLES\CHRISTOPHER J	No				\$7.38	077101
081578	11/25/2015	NUGENT\TARA E.	No				\$187.63	081578
081579	11/25/2015	PATCHETT\JESSICA B.	No				\$193.93	081579
081580	11/25/2015	PERKINS\STACY L.	No				\$159.84	081580
081428	11/12/2015	PETERS\HAL S.	No				\$401.26	081428
081581	11/25/2015	PETERS\HAL S.	No				\$520.94	081581
081583	11/25/2015	PRESTON\PATRICIA O.	No				\$120.05	081583
081637	11/23/2015	PROULX\RACHEL L	No				\$62.54	081637
080736	10/01/2015	PRUTSMANTONIA L.	No				\$7.88	080736
081431	11/12/2015	PRYSLAK\JACQUELINE	No				\$249.34	081431
081585	11/25/2015	PRYSLAK\JACQUELINE	No				\$193.93	081585
078951	07/23/2015	QUINLAM\ELIZABETH S.	No				\$4.20	078951
081586	11/25/2015	RADUCZ\BILLIE J.	No				\$276.68	081586
081588	11/25/2015	ROBINSON\CAROLYN B.	No				\$193.93	081588
081589	11/25/2015	ROBINSON\SHERYL G.	No				\$142.66	081589
081590	11/25/2015	ROBY\STEPHANIE	No				\$324.44	081590
081591	11/25/2015	ROGAN\JENNIFER L.	No				\$193.93	081591
081592	11/25/2015	ROGERS\JOAN M.	No				\$193.93	081592
081593	11/25/2015	ROSEVASHLEY C.	No				\$271.80	081593

V

# GREATER SOUTHERN TIER BOCES

Outstanding Check Listing  
Bank Account: PayrollMT - M&T - Payroll

Check Number	Check Date	Remit To	Warrant Fund	Recorded	Statement Date	Check Amount	Check Number
081594	11/25/2015	ROSSI-CARRIERPATRICIA A.	No			\$183.93	081594
077457	03/26/2015	RUSHMORETABITHA J.	No			\$166.23	077457
081497	11/25/2015	RYANISAIHAH J.	No		V	\$40.41	081497
081595	11/25/2015	SACKETTTHEATHER L.	No			\$193.93	081595
081596	11/25/2015	SADLERIVONNE M.	No			\$323.66	081596
081599	11/25/2015	SANTOBIANCOANANCY B.	No			\$562.24	081599
081636	11/23/2015	SCANLONLIZABETH	No			\$94.80	081636
081600	11/25/2015	SCHROCKSHERYL A.	No			\$159.84	081600
081498	11/25/2015	SELLERSDANTE L.	No			\$8.08	081498
080682	09/17/2015	SEMMELJASON R.	No			\$108.41	080682
081630	11/25/2015	SHAUFCHARLES R.	No			\$3,295.81	081630
081439	11/12/2015	SHAWLIA J.	No			\$48.48	081439
080530	09/17/2015	SHERERERIKA S.	No			\$3.15	080530
081602	11/25/2015	SIMONSTARAJ.	No			\$31.27	081602
078954	07/23/2015	SLAVINJAIME L.	No			\$1.05	078954
081603	11/25/2015	SLAVINJAIME L.	No			\$187.63	081603
080431	09/03/2015	SMITHBRADLEY W.	No			\$218.91	080431
081604	11/25/2015	SMITHDARLA J.	No			\$181.45	081604
080766	10/01/2015	SMITHJARED M.	No			\$36.37	080766
080951	10/15/2015	SMITHJARED M.	No			\$48.49	080951
081132	10/29/2015	SMITHJARED M.	No			\$36.37	081132
081368	11/12/2015	SMITHJARED M.	No			\$32.32	081368
081500	11/25/2015	SMITHJARED M.	No			\$36.37	081500
081286	10/29/2015	SMITHKRISTY N.	No			\$167.63	081286
081502	11/25/2015	STEPHENSANTHONY M.	No			\$48.48	081502
080444	09/03/2015	STOOKSMILISSA J.	No			\$109.39	080444
081293	10/29/2015	STOOKSMILISSA J.	No			\$181.45	081293
081606	11/25/2015	STUARTKELLY R.	No			\$187.63	081606
081608	11/25/2015	SWEETTRECELLE I.	No			\$96.97	081608
081503	11/25/2015	TARBYNICHOLAS A.	No			\$36.37	081503
081609	11/25/2015	THOMASMICHELE A.	No			\$193.93	081609
080464	09/03/2015	TURNERMOLLY S.	No			\$193.93	080464
081335	11/02/2015	VANDERPOOLCAROL L.	No			\$129.52	081335
081611	11/25/2015	VANORDERDAWN R.	No			\$394.57	081611
081337	11/12/2015	WAGNERJOHN A.	No			\$29.44	081337
080899	10/01/2015	WATSONCHARLENE A.	No			\$3.02	080899
081505	11/25/2015	WEBBROBERT L.	No			\$76.77	081505
081613	11/25/2015	WILLIAMSONMELISSA A.	No			\$193.93	081613
081615	11/25/2015	WOLFKELLY K.	No			\$386.26	081615
081315	10/29/2015	WOODHOUSESANDRA L.	No			\$193.06	081315
081447	11/12/2015	WOODHOUSESANDRA L.	No			\$193.06	081447
081616	11/25/2015	WOODHOUSESANDRA L.	No			\$193.06	081616
081618	11/25/2015	WRIGHT-PETERSONKIMBERLY A.	No			\$193.93	081618

# GREATER SOUTHERN TIER BOCES

Outstanding Check Listing  
Bank Account: PayrollIMT - M&T - Payroll

Check Number	Check Date	Remit To	Warrant Fund Recoded	Statement Date	Check Amount	Check Number
081468	11/25/2015	ZEPPLYNN A.	No		\$1.58	081468
<b>Subtotal for Bank Account: PayrollIMT - M&amp;T - Payroll</b>				Grand Total	\$43,291.42	
				Net	\$43,291.42	
				Grand Total	\$43,291.42	
				Net	\$43,291.42	

**Selection Criteria**

Bank Account: PayrollIMT  
Check date is thru 11/30/2015  
Checks Cleared/Voiced Thru: 11/30/2015  
Sort by: Remit To  
Printed by JENNIFER L. MORRIS

**INTERNAL CLAIMS AUDITOR REPORT**

November 2015

# of Checks Processed--685

**4-C**

Discovered Condition	Check#	Internal Claims Auditor Requested Corrective Action	Corrective Action Taken
Appropriate approval signature for authorizing payment lacking.	26521	Need Signatures on Receipts	Paperwork Signed by Appropriate Person
	26523	Need Signatures on Receipts	Paperwork Signed by Appropriate Person
	72402	Need Signatures on Receipts	Paperwork Signed by Appropriate Person
	72403	Need Signatures on Receipts	Paperwork Signed by Appropriate Person
	72912	Need Signatures on Receipts	Paperwork Signed by Appropriate Person
	72978	Need Signatures on Receipts	Paperwork Signed by Appropriate Person
	73145	Need Signatures on Receipts	Paperwork Signed by Appropriate Person
Appropriate expense codes not used i.e. 200 Equipment, 300 Supplies.	72257	Incorrect code used	Recorded
	72355	Incorrect code used	Recorded
	72402	Incorrect purchase order	Recorded
	72962	Incorrect code used	Recorded
Invoice # on warrant/check doesn't match invoice.	26547	Incorrect invoice number	Corrected on check
	72781	Incorrect invoice number	Corrected on check
	72848	Incorrect Invoice number	Corrected on check
	72896	Incorrect Invoice number	Corrected on check
	72949	Incorrect Invoice number	Corrected on check
	73122	Incorrect Invoice number	Corrected on check
	73132	Incorrect Invoice number	Corrected on check
	73143	Incorrect Invoice number	Corrected on check
	73271	Incorrect Invoice number	Corrected on check
	73324	Incorrect Invoice number	Corrected on check
	73396	Incorrect Invoice number	Corrected on check
Itemized claims/invoice amounts do not total to check amount	73484	Incorrect Invoice number	Corrected on check
	72917	Incorrect amount on check	Void and reissue
Payment request is lacking sufficient documentation proving receipt of items/services.	26209	Receipts missing	Receipts received
	26291	Receipts missing	Receipts received
	29534	Receipts missing	Receipts received
	71577	Receipts missing	Receipts received
	72003	Receipts missing	Receipts received
	72046	Receipts missing	Receipts received
	72311	Missing page 2 of conf. request	Received
	72402	Receipts missing	Receipts received
	72594	Receipts missing	Receipts received
	72699	Receipts missing	Receipts received
Remit name/address is incorrect.	72717	Receipts missing	Receipts received
	73280	Receipts missing	Void and reissue
OTHER: Specify	73340	Incorrect address	Change vendor file
	26504	Missing itemized bill	Received
	71167	Meal overage	Collect from staff
	72253	Incorrect amount taken	Recorded
	72403	Tax paid	Collect from staff
	72737	Incorrect mileage rate paid	Void and reissue
	72953	Incorrect customer number	Corrected on check
	72981	Incorrect PO used	Recorded
	73243	Incorrect PO used	Recorded
	73253	Incorrect PO used	Recorded
	73343	Overpaid mileage	Reduce next claim
	73494	Tax paid	Void and reissue

\*Envelope made out with correct address

Internal Claims Auditor Signature:

*John Morgan-Haight*

Date:

12/28/15

**INTERNAL CLAIMS AUDITOR REPORT ON  
ITEMS REPORTED TO MANAGEMENT AND RESOLVED**

**November 2015**

<u>QUESTION</u>	<u>RESOLUTION</u>
None	None

Debra Meyer-Haight  
Internal Claims Auditor

12/28/15  
Date

**FINANCE**

Upon the recommendation of the Superintendent, and on the motion of \_\_\_\_\_, seconded by \_\_\_\_\_, it is resolved that the following finance actions are hereby taken:

**A. General Fund Establishments and Adjustments.****1. Budget Establishments for 2015-2016:**

Item #	CoSer #	Title	In the Amount of
070-16	529.499	Printing w/CAEW BOCES	\$ 39
071-16	654.495	Telecommunications w/WFL BOCES	\$ 2,522

These establishments will be supported as follows:

070-16	529.499	Alfred-Almond: \$39
071-16	654.495	Prattsburgh: \$2,522

**2. Budget Increases for 2015-2016:**

Item #	CoSer #	Title	Increase	From	To
072-16	251.493	Staffing 1:6:1 w/GV BOCES	\$ 3,549	\$ 156,160	\$ 159,709
073-16	311.692	Chinese w/Oneida-Herkimer-Madison BOCES	\$ 2,000	\$ 27,000	\$ 29,000
074-16	439.499	Exploratory Enrichment w/CAEW BOCES	\$ 53	\$ 1,272	\$ 1,325
075-15	511.000	Printing	\$ 47,443	\$ 1,088,407	\$ 1,135,850
076-16	550.591	Computer Service, Instructional w/Erie 1 BOCES	\$ 18,155	\$ 1,153,509	\$ 1,171,644
077-16	605.000	Computer Service: Management	\$ 203,455	\$ 12,802,416	\$ 13,005,871
078-16	629.591	Computer Service: Management w/Erie 1 BOCES	\$ 21,806	\$ 3,204,515	\$ 3,226,321
079-16	643.499	Negotiations (Labor Relations) w/CAEW BOCES	\$ 650	\$ 1,360	\$ 2,010
080-16	646.491	Computer Service: Management w/Nassau	\$ 2,113	\$ 11,992	\$ 14,105

These increases will be supported as follows:

072-16	251.493	Avoca: \$ 3,360 and Bath: \$189
073-16	311.692	Addison: \$1,000, Spencer-Van Etten: (\$9,000) and Watkins Glen: \$10,000
074-16	439.499	Campbell-Savona: \$53
075-16	511.000	Addison: \$536, Arkport: \$571, Avoca: \$466, Bath: \$623, Bradford: \$94, Campbell-Savona: \$1,086, Corning: \$8,948, Elmira: \$ 25,318, Elmira Heights: \$428, Hammondspport: \$283, Homell: \$702, Horseheads: \$ 2,583, Jasper-Troupsburg: \$60, Odessa-Montour: \$333, Prattsburgh: \$193, Spencer-Van Etten: \$760, Waverly: \$2,152 and Misc. Revenue: \$2,307
076-16	550.591	Alfred-Almond: \$1,438, Arkport: (\$140), Avoca: \$396, Canaseraga: (\$7,432), Canisteo-Greenwood: \$23,339, Hammondspport: \$33 and Jasper-Troupsburg: \$521
077-16	605.000	Horseheads: \$9,850, Odessa-Montour: \$5,600, Misc. Revenue: \$38,377, E-Rate Revenue Districts: \$143,422 and E-Rate Revenue BOCES: \$6,206
078-16	629.591	Alfred-Almond: \$2,562, Arkport: \$1,718, Avoca: \$1,079, Canaseraga: \$7,471, Canisteo-Greenwood: \$4,585, Corning: \$2,925, Homell: \$1,425 and Jasper-Troupsburg: \$41
079-16	643.499	Homell: \$650
080-16	646.491	Corning: \$2,113

**3. Transfers within programs for 2015-2016:****a. Transfers in excess of \$10,000.**

<u>COSER</u> <u>NO.</u>	<u>PROGRAM</u>	<u>BUDGET CODE</u>	<u>TRANSFER</u> <u>IN</u>	<u>TRANSFER</u> <u>OUT</u>
605	Computer Service: Management	A605-7710-200-8-00 Equipment		\$106,197
		A605-7710-204-8-00 Small Equip.	\$72,233	
		A605-7710-205-8-00 Software	\$995	
		A605-7710-300-8-00 Sup & Materials	\$9,424	
		A605-7710-400-8-00 Contract & Other	\$17,085	
		A605-7710-166-3-00 NI Temp/Repair	\$6,000	
		A605-7710-815-3-09 Social Security	\$460	
		<b>TOTAL</b>	<b>\$106,197</b>	<b>\$106,197</b>

**B. Federal Fund Establishments and Adjustments.**

1. Grant Acceptance and Budget Establishment for 2015-16:

- a. Program Development Grant to Prepare Students with Disabilities to Exit School with Work Readiness Skills (CDOS Transition Grant) be accepted and the budget established in the amount of \$300,000 for the period September 1, 2015 through June 30, 2016 as attached. This is year one of a three year grant. Approval was received on November 24, 2015.
- b. WIA, Title 2, Incarcerated & Institutionalized Grant be accepted and the budget established in the amount of \$124,980 for the period July 1, 2015 through June 30, 2016 as attached. Approval was received on November 23, 2015.
- c. WIA, Title 2, Adult Basic Education & Literacy Grant be accepted and the budget established in the amount of \$125,506 for the period July 1, 2015 through June 30, 2016 as attached. Approval was received on December 10, 2015.

2. Budget Establishments for 2015-16:

- a. Comprehensive Health/Wellness budget be established in the amount of \$1,515 for the period July 1, 2015 through June 30, 2016. Revenue for this program comes from DASA registrations.

**C. Purchasing.**

1. Approval of Resolution, as attached, for an Installment Purchase Agreement for Computers Laptops and Ipads in the amount of \$500,000 for Elmira City School District.

**D. Acceptance of Donated items.**

1. Perm rods, books, educational materials, roller cart, wet station, hydraulic chair and dryer chair to Bush Cosmetology classes from Donna Giannino, Trim Time, 75 Briggs Hill Rd., Van Etten, NY 14889

**E. Close Petty Cash Fund.**

1. Approve the closing of GST BOCES Hornell Special Education Teachers Petty Cash Fund in the amount of \$100.00. Denise Bates is the custodian.


**F. Approval of Municipal Agreement with Corning Community College**

1. Whereas, the Board determines pursuant to General Municipal Law 119-o that for reasons of economy the attached agreement to provide grant-writing services to Corning Community College is in the best interest of BOCES, and

Whereas, the Board recognizes the efficiency of this agreement, It is hereby resolved that the Board approves the Municipal Agreement with Corning Community College for the term January 1, 2016 through June 30, 2018 as attached.

**G. Disclosure Pursuant to General Municipal Law 803-Employee Owned Business as attached.**

1. Steven J. McAllister, 4012 County Rt. 30, Cameron, NY 14819



Schuyler-Steuben-Chemung-Tioga-Allegany BOCES

REQUEST OF THE BOARD OF EDUCATION FOR ACCEPTANCE OF GRANT AWARD

Staff Contact Person: Stacy Saglibene

Title of Grant: Program Development Grant to Prepare Students with Disabilities to Exit School with Work Readiness Skills (CDOS Transition Grant)

Funding Source: IDEA, Part B, Disc

Amount: \$300,000

Time Period Covered by Grant: 9/1/15 to 6/30/16

Collaborating Partner Agencies/Entities: Eleven Component

Districts of GST BOCES - Addison Central School, Bath Central School, Bradford Central School, Campbell-Savona Central School, Corning-Painted Post Area School, Elmira City School, Elmira Heights Central School, Hornell City School, Horseheads Central School, Odessa-Montour Central School, Watkins Glen Central School

Lead Agency: GST BOCES

Target Population: Students with Disabilities

Purpose(s) of Grant: To lead a consortium of eleven component school districts in a regional program capacity and infrastructure building initiative that will assist approximately 1,000 students with disabilities in fulfilling the requirements for award of the NYS CDOS Commencement Credential.

Staffing Needs (if any): 0.10 FTE Project Director, 1.0 FTE

Project Coordinator, 1.0 CTE Teacher

Anticipated Activities/Staff Main Duties/Responsibilities:

Project Director - dedicate 10% of her time to providing administrative and fiscal oversight of all project activities. Responsible for supervising and hiring CTE teacher, and will supervise the Project Coordinator to ensure successful implementation of all project activities.

Project Coordinator - will dedicate 1.0 FTE to managing the day-to-day project activities over the three year grant period, including communicating with districts, stakeholders, and community agencies; providing training to district staff; creating forms and processes for districts; helping districts develop systems and infrastructure to better track student progress towards the CDOS Commencement Credential; assembling a Project Committee and Steering Committee to ensure the success of the project. Other duties include - review and development of shared CTE coursework with a certified CTE teacher hired through the grant, creation of a regional work-based learning catalog, integration of CDOS learning standards into the general education curriculum by highly qualified BOCES curriculum mentors, professional development for district staff, collaboration with community agencies and businesses, and develop a new BOCES CoSER.

CTE Teacher - will dedicate 1.0 FTE to Work with the Project Coordinator and participating districts to identify gaps in CTE services. Also, conduct interest inventories with students, determine CTE focus areas based upon student interests and workforce demands through surveys, local research, and communication with local businesses. The CTE Teacher will assist with creating a regionally shared bank of CTE coursework over a 3-year period, and work with BOCES curriculum mentors, and travel to district sites to deliver the new CTE coursework while continuing to develop new units of CTE coursework. The CTE teacher will participate on the Project Committee, Steering Committee, bi-monthly roundtable meetings, and assist with any other elements or duties of the grant.



*innovation in creating student success  
through cooperative services*



Schuyler-Steuben-Chemung-Tioga-Allegany BOCES

REQUEST OF THE BOARD OF EDUCATION FOR ACCEPTANCE OF GRANT AWARD

Staff Contact Person: Tim Driscoll/Chris Weinman

Title of Grant: WIA Title 2 - Incarcerated Students

Funding Source: New York State Education Department

Amount: \$124,980

Time Period Covered by Grant: 7/1/2015 to 6/30/2016

Collaborating Partner Agencies/Entities: Chemung County Jail & Steuben County Jail

Lead Agency: Greater Southern Tier BOCES

Target Population: Incarcerated students 16 and older

Purpose(s) of Grant:

To provide GED preparation, job readiness training, computer training, and family education training to incarcerated individuals in Chemung and Steuben Counties.

Staffing Needs (if any): .10 Director, .35 Coordinator, .42 Case Manager, .40 Instructional, .13 support staff and part time hourly instructors/case managers.

Anticipated Activities/Staff Main Duties/Responsibilities:

Assess, develop an individual education plan, and provide training to incarcerated individuals.



Schuyler-Steuben-Chemung-Tioga-Allegany BOCES

REQUEST OF THE BOARD OF EDUCATION FOR ACCEPTANCE OF GRANT AWARD

Staff Contact Person: Tim Driscoll/Chris Weinman

Title of Grant: WIA Title 2 - Adult Basic Education

Funding Source: New York State Education Department

Amount: \$125,506

Time Period Covered by Grant: 7/1/2015 to 6/30/2016

Collaborating Partner Agencies/Entities:

Lead Agency: Greater Southern Tier BOCES

Target Population: Adults

Purpose(s) of Grant:

To provide assessment and literacy services to adult students

Staffing Needs (if any): .05 Director, .15 Coordinator, .40 Case  
Manager, .10 Instructor .05 support staff, and part time hourly  
instructors.

Anticipated Activities/Staff Main Duties/Responsibilities:

Assessment, GED Preparation

**SCHUYLER STEUBEN CHEMUNG TIOGA ALLEGANY BOCES  
d/b/a Greater Southern Tier BOCES**

**Board Resolutions  
1/5/2016**

WHEREAS, Schuyler Steuben Chemung Tioga Allegany Board of Cooperative Educational Services d/b/a Greater Southern Tier BOCES ("BOCES") is a political subdivision of the State of New York ("State") and is duly organized and existing pursuant to the Constitution and laws of the State; and

WHEREAS, pursuant to applicable law, the governing board of BOCES ("Board") is authorized to acquire, dispose of, and encumber personal property, including, without limitation, rights and interests in property, leases, and easements necessary to the functions or operations of BOCES; and

WHEREAS, the Board hereby finds and determines that the execution of one or more lease-purchase agreements ("Equipment Leases") in the principal amount not exceeding the amount set forth below ("Principal Amount") for the purpose of acquiring the property generally described below and to be described more specifically in the Equipment Leases ("Property") for the school district identified below ("District") is an appropriate function of BOCES; and

Description of Property:	Computers/Laptops and Ipads
Principal Amount:	\$500,000.00
District:	Elmira City School District; and

WHEREAS, the Board has solicited bids or quotations from qualified, interested parties with respect to the financing of BOCES' acquisition of the Property and has selected First Niagara Commercial Equipment and Municipal Finance ("Lessor") to provide financing for the purchase of the Property via the Equipment Leases;

NOW THEREFORE, be it resolved by the Board as follows:

1. The Board hereby determines that it has critically evaluated the financing alternatives available to it and has prepared and approved an evaluation of such financing alternatives in accordance with 2 N.Y.C.R.R. § 39.2, and that entering into the Equipment Leases and financing the acquisition of the Property thereby is in the best interests of BOCES because the estimated costs of financing the acquisition of the Property thereby are less than the estimated costs of financing the acquisition of the Property via the issuance of indebtedness under the Local Finance Law (if the acquisition may be financed in such fashion). The evaluation of financing alternatives is attached hereto as Exhibit A and incorporated herein by reference and shall be available as a public record.

2. The Board hereby determines that its entry into the Equipment Leases will not cause the aggregate amount of outstanding indebtedness of BOCES to exceed the limit set forth in paragraph c of subdivision 6 of Section 109-b of the General Municipal Law.

3. BOCES is hereby authorized and directed to enter into the Equipment Leases, acquire the Property thereby, and otherwise perform all of its obligations thereunder; provided, however, that the aggregate amount of periodic payments, excluding interest, to be made pursuant to the Equipment Leases shall not exceed the Principal Amount. Any action taken on or before the date of these resolutions by or on behalf of BOCES in connection therewith is hereby ratified and confirmed.

4. The District Superintendent acting on behalf of BOCES is hereby authorized to negotiate, enter into, execute, and deliver one or more Equipment Leases in substantially the form set forth in the document presently before the Board, which document shall be available for public inspection at the principal office of BOCES. The District Superintendent, acting on behalf of BOCES, is hereby authorized to negotiate, enter into, execute, and deliver all such other documents relating to the Equipment Lease (including, but not limited to, escrow agreements) and take all such further actions as the District Superintendent deems necessary or appropriate to effectuate the consummation of the transactions contemplated by and the performance by BOCES of its obligations under the Equipment Leases. Without limiting the foregoing, the District Superintendent shall be authorized to take all such actions as may be necessary to ensure the qualification of the interest component of rent payments made under the Equipment Leases as excludable from gross income of the Lessor under Section 103 of the Internal Revenue Code of 1986.

5. The Lessee's obligations under the Equipment Leases shall be subject to annual appropriation or renewal by the Governing Body as set forth in each Equipment Lease and the Lessee's obligations under the Equipment Leases shall not constitute general obligations of the Lessee or indebtedness under the Constitution or laws of the State.

6. The Board hereby determines that the purpose of the acquisition of the Property is an object or purpose described in subdivision 32 of paragraph (a) of Section 11.00 of the Local Finance Law, and that the period of probable usefulness of said purpose is four (4) years. Accordingly, the term of the Equipment Leases authorized by this resolution will not be in excess of four (4) years.

7. The Board hereby determines that the acquisition of the Property is a Type II action that will not have a significant effect on the environment and, therefore, no determination of significance, environmental impact statement, findings statement, or other similar action is required under the State Environmental Quality Review Act.

8. The Board hereby determines that the authorization to enter into the Equipment Leases is not subject to any mandatory or permissive referendum pursuant to the Local Finance Law or Section 109-b of the General Municipal Law.

9. These resolutions shall take effect immediately upon their adoption.

ADOPTED on this January 5, 2016

The undersigned Clerk of the Board hereby certifies and attests that (i) she has access to the official records of the Board of BOCES; (ii) the foregoing resolutions were duly adopted by sufficient vote of the members of the Board at a regular meeting of its members duly called, regularly convened, and attended throughout by the requisite quorum of the members thereof; (iii) such resolutions have not been amended or altered and are in full force and effect on the date stated below; and (iv) such meeting of the Board relating to the authorization and delivery of the

Equipment Lease was (a) held within the geographic boundaries of BOCES; (b) open to the public, allowing all people to attend; (c) conducted in accordance with internal procedures of the Board; and (d) conducted in accordance with the charter of BOCES, if any, and the laws of the State of New York.

\_\_\_\_\_  
Signature of Clerk

Print Name: \_\_\_\_\_

Official Title: \_\_\_\_\_

Date: \_\_\_\_\_

## AGREEMENT

This Agreement is made the 1<sup>st</sup> day of January, 2016 by and between the Schuyler Steuben Chemung Tioga Allegany BOCES d/b/a Greater Southern Tier (GST) BOCES (hereinafter referred to as BOCES), a New York Board of Cooperative Educational Services, having its principal office at 9579 Vocational Drive, Painted Post, New York 14870 and Corning Community College (hereinafter referred to as the College), 1 Academic Drive, Corning, NY 14830.

Whereas, the parties are both duly authorized municipal corporations as defined by New York State law, and

Whereas, the parties may both provide said services on an individual and separate basis, and

Whereas, for reasons of economy, the parties have determined that this agreement, pursuant to General Municipal Law 119-o, is in the best interest of both municipal corporations; and,

Whereas, the parties are authorized by their respective Boards to enter into this agreement;

Now, therefore, the parties agree as follows:

1. The College contracts with BOCES for the following grant writing services:

- a) Search for potential sources of grant funds
- b) Disseminate information regarding potential sources of funding
- c) Build relationships with potential funders
- d) Facilitate program planning
- e) Link program partners
- f) Complete grant application materials
- g) Disseminate information and provide guidance on Federal OMB regulations and legislation

College personnel will oversee the management of awarded grants.

2. The College will pay the equivalent of a 0.5 FTE professional staff member from BOCES. The cost per FTE is \$105,570 for the 2015-16 BOCES fiscal year. Therefore, the 0.5 FTE for this Agreement will be \$52,785 for the 2016 calendar year, to be adjusted annually, based on the BOCES cost per FTE as calculated for its succeeding fiscal years.

3. BOCES shall notify the College of changes in its cost per FTE no later than May 15 of the year preceding the year in which the price change shall be implemented.

4. Payment shall be made in twelve monthly installments. BOCES shall submit a monthly invoice detailing the services performed during the preceding month.

5. In consideration of this agreement, each party agrees to indemnify, defend, and hold harmless the other from and against any and all claims, suits, damages, costs, lawsuits, and expenses in any manner resulting from or arising out of any act or omission of the respective party, unless due to the willful or negligent act of that party.

6. The business contact representing BOCES is Meachele Manchester, Grants Writing Supervisor. The business contact representing the College is William Little, Executive Director of Institutional Advancement. Either party may change its representative by giving written notice to the other.

7. This agreement shall be governed by the laws of the State of New York, except where the Federal supremacy clause requires otherwise.

8. This agreement constitutes the sole agreement of the participants. The agreement shall not be modified, waived, discharged, or terminated orally. Each participant will perform all other acts and execute and deliver all other documents as may be necessary or appropriate to carry out the intended purpose of this agreement. If any provision of this agreement is held to be invalid, the remainder of the document shall not be affected thereby. This agreement is intended to be consistent with and in compliance with the various laws of the State of New York and shall so be constructed to accomplish such intent.

9. This agreement shall begin on January 1, 2016 and shall end on June 30, 2018. If the parties plan to extend this agreement, they will enter into negotiations for a successor agreement on or before September 1, 2017.

10. Either party may cancel this agreement on 30 days written notice.

GST BOCES, Painted Post, NY

By: \_\_\_\_\_ Date: \_\_\_\_\_

Sworn to before me this \_\_\_\_ day of \_\_\_\_\_, 2015

\_\_\_\_\_  
Notary Public

Corning Community College, New York

By: \_\_\_\_\_ Date: \_\_\_\_\_

Sworn to before me this \_\_\_\_ day of \_\_\_\_\_, 2015

\_\_\_\_\_  
Notary Public

Steven McAllister  
4012 County Route 30  
Cameron ,N.Y. 14819

---

December 22 2015

I am employed by GST BOCES Coopers campus and project that I will do less than \$5000.00 worth of business during the 2015-16 school year.

Sincerely,

A handwritten signature in black ink that reads "Steven McAllister". The signature is written in a cursive style with a large, looped initial 'S'.

Steven McAllister

**PERSONNEL**

Upon the recommendation of the Superintendent, and on the motion of \_\_\_\_\_, seconded by \_\_\_\_\_, it is resolved that the following personnel actions are hereby taken:

**A. Retirements**

1. **Kathy Ruocco**  
Position: **Vocational Training Specialist**  
Effective: end of day February 4, 2016  
Date of Hire: February 28, 1990
  
2. **Steven McAllister**  
Position: **Teacher, Auto Body**  
Effective: end of day January 29, 2016  
Date of Hire: November 17, 2004

**B. Amend Retirement**

1. **Paulette Almeter**  
Position: **Senior Typist**  
Effective: from January 3, 2016 to January 2, 2016, from the November 3, 2015 BOE minutes  
Date of Hire: December 20, 1999

**C. Rescind Retirement, from the December 1, 2015 BOE minutes**

1. **Timothy Quinlan**  
Position: **Teacher, Criminal Justice**  
Effective: January 3, 2016  
Date of Hire: October 30, 2000

**D. Resignations**

1. **Frances Hoffman**  
Position: **Senior Account Clerk**  
Effective: end of day December 31, 2015  
Date of Hire: December 1, 2012

2. **Elizabeth McIntosh**  
Position: Curriculum Mentor  
Effective: end of day January 5, 2016  
Date of Hire: September 3, 2013  
Reason: to accept the position of Staff Development Coordinator

**E. Constructive Resignation**

1. **Sherry Sheridan**  
Position: **Cook Manager**  
Effective: end of day June 5, 2015  
Date of Hire: September 3, 2013  
Reason: resignation pursuant to Chemung County/City of Elmira Regional Civil Service Commission Rule XIX(1)

**F. Change from Civil Service Provisional Appointment to Probationary Appointment**, due to successful passing of Civil Service Exam

1. **Joseph Bilek**  
Position: **Health and Safety Compliance Specialist, full-time (1.0 FTE), 12 month position, Civil Service Competitive, Probationary appointment**  
Effective: December 2, 2015  
Probationary Period: December 2, 2015 through December 1, 2016  
Civil Service List #: 65700  
Salary: \$43,860.00 per year

**G. Change from Non-Competitive Civil Service Permanent Appointment to Competitive Civil Service Probationary Appointment**, due to successful passing of Civil Service Exam

1. **Sandra Woodhouse**  
Position: **Account Clerk, part-time (.52 FTE), 12 month position, Civil Service Competitive, Probationary appointment**  
Effective: December 11, 2015  
Probationary Period: December 11, 2015 through December 10, 2016  
Civil Service List #: DCAC1115  
Salary: \$15.31 per hour (grade 5, step 5)

**H. Amend Civil Service Probationary Appointments, due to leaves of absence**

1. **Joelle Heuser**  
Position: **Licensed Practical Nurse**  
Probationary Period: End date extended from November 15, 2016 to January 4, 2017
  
2. **Laura Clark**  
Position: **Education Grant Specialist**  
Probationary Period: End date extended from February 11, 2016 to April 8, 2016

**I. Amend Education Law Probationary Appointments, amending the Probationary Periods from three years to four years.**

1. **Ann Howard**  
Position: **Teacher**  
Tenure Area: **Health**  
Probationary Period: **September 8, 2015 through September 7, 2019\***
  
2. **Pamela Luce**  
Position: **Teacher**  
Tenure Area: **Social Studies**  
Probationary Period: **September 8, 2015 through September 7, 2019\***
  
3. **Jeanne McAnany**  
Position: **Teacher**  
Tenure Area: **Science**  
Probationary Period: **September 8, 2015 through September 7, 2019\***
  
4. **Paul Richmond**  
Position: **Teacher**  
Tenure Area: **Business and Marketing**  
Probationary Period: **September 8, 2015 through September 7, 2019\***

---

\*"To the extent required by the applicable provisions of Education Law section 3014, in order to be granted tenure, the classroom teacher or principal shall have received composite or overall annual professional performance review ratings pursuant to Education Law section 3012-c and/or 3012-d of either effective or highly effective in at least three of the four preceding years and if the classroom teacher or principal receives an ineffective composite or overall rating in the final year of the probationary period he or she shall not be eligible for tenure at that time."

**J. Education Law Probationary Appointments**, clarification of previous board appointment with a four year probationary period

- 1. Sally Deane**  
Position: **Staff Development Coordinator**  
Tenure Area: **Staff Development Coordinator**  
Probationary Period: **September 1, 2015 through August 31, 2019\***
- 2. Stacy McCann**  
Position: **RSE-TASC Transition Specialist**  
Tenure Area: **Instructional Support Services in Special Education**  
Probationary Period: **September 2, 2015 through September 1, 2019\***
- 3. Kristen Amidon**  
Position: **Teacher, Special Education**  
Tenure Area: **Education of Children with Handicapping Conditions – General Special Education**  
Probationary Period: **September 2, 2015 through September 1, 2019\***
- 4. Colleen McDaniels**  
Position: **Teaching Assistant**  
Tenure Area: **Teaching Assistant**  
Probationary Period: **September 2, 2015 through September 1, 2019\***
- 5. Stacey Illi**  
Position: **Teaching Assistant**  
Tenure Area: **Teaching Assistant**  
Probationary Period: **September 2, 2015 through September 1, 2019\***
- 6. Pamela Newton**  
Position: **Teacher, Nurse’s Assisting**  
Tenure Area: **Health Occupations, Nurse’s Assisting**  
Probationary Period: **September 8, 2015 through September 7, 2019\***
- 7. Joni Makowiec**  
Position: **Staff Development Coordinator**  
Tenure Area: **Staff Development Coordinator**  
Probationary Period: **September 8, 2015 through September 7, 2019\***

---

\*“To the extent required by the applicable provisions of Education Law section 3014, in order to be granted tenure, the classroom teacher or principal shall have received composite or overall annual professional performance review ratings pursuant to Education Law section 3012-c and/or 3012-d of either effective or highly effective in at least three of the four preceding years and if the classroom teacher or principal receives an ineffective composite or overall rating in the final year of the probationary period he or she shall not be eligible for tenure at that time.”

8. **Erica Siebert**  
 Position: **Staff Development Coordinator**  
 Tenure Area: **Staff Development Coordinator**  
 Probationary Period: **September 8, 2015 through September 7, 2019\***
9. **Cynthia Watson**  
 Position: **Teacher, Mathematics**  
 Tenure Area: **Mathematics**  
 Probationary Period: **September 8, 2015 through September 7, 2019\***
10. **Karen Walker**  
 Position: **Teacher, Blind and Visually Impaired**  
 Tenure Area: **Education of Children with Handicapping Conditions –  
 Education of Blind and Visually Handicapped Children**  
 Probationary Period: **September 8, 2015 through September 7, 2019\***
11. **Diane Mitchell**  
 Position: **Teacher, English to Speakers of Other Languages**  
 Tenure Area: **English to Speakers of Other Languages**  
 Probationary Period: **September 8, 2015 through September 7, 2019\***
12. **Patrick McInerney**  
 Position: **Teacher, Special Education**  
 Tenure Area: **Education of Children with Handicapping Conditions –  
 General Special Education**  
 Probationary Period: **September 8, 2015 through September 7, 2019\***
13. **Jillian Aho**  
 Position: **Teacher, Special Education**  
 Tenure Area: **Education of Children with Handicapping Conditions –  
 General Special Education**  
 Probationary Period: **September 8, 2015 through September 7, 2019\***
14. **Rebecca Hulslander**  
 Position: **Teacher, Special Education**  
 Tenure Area: **Education of Children with Handicapping Conditions –  
 General Special Education**  
 Probationary Period: **September 8, 2015 through September 7, 2019\***

---

\*“To the extent required by the applicable provisions of Education Law section 3014, in order to be granted tenure, the classroom teacher or principal shall have received composite or overall annual professional performance review ratings pursuant to Education Law section 3012-c and/or 3012-d of either effective or highly effective in at least three of the four preceding years and if the classroom teacher or principal receives an ineffective composite or overall rating in the final year of the probationary period he or she shall not be eligible for tenure at that time.”

- 15. Katherine Kelly**  
 Position: **Teacher, Special Education**  
 Tenure Area: **Education of Children with Handicapping Conditions – General Special Education**  
 Probationary Period: **September 8, 2015 through September 7, 2019\***
- 16. Brittany Knapp**  
 Position: **Teacher, Special Education**  
 Tenure Area: **Education of Children with Handicapping Conditions – General Special Education**  
 Probationary Period: **September 8, 2015 through September 7, 2019\***
- 17. Courtney Perez**  
 Position: **Teacher, Special Education**  
 Tenure Area: **Education of Children with Handicapping Conditions – General Special Education**  
 Probationary Period: **September 8, 2015 through September 7, 2019\***
- 18. Marissa Ameigh**  
 Position: **Teaching Assistant**  
 Tenure Area: **Teaching Assistant**  
 Probationary Period: **September 8, 2015 through September 7, 2019\***
- 19. Heather Beatty**  
 Position: **Teaching Assistant**  
 Tenure Area: **Teaching Assistant**  
 Probationary Period: **September 8, 2015 through September 7, 2019\***
- 20. Julie Ciarlo**  
 Position: **Teaching Assistant**  
 Tenure Area: **Teaching Assistant**  
 Probationary Period: **September 8, 2015 through September 7, 2019\***
- 21. Caitlin Evans**  
 Position: **Teaching Assistant**  
 Tenure Area: **Teaching Assistant**  
 Probationary Period: **September 8, 2015 through September 7, 2019\***

---

\*"To the extent required by the applicable provisions of Education Law section 3014, in order to be granted tenure, the classroom teacher or principal shall have received composite or overall annual professional performance review ratings pursuant to Education Law section 3012-c and/or 3012-d of either effective or highly effective in at least three of the four preceding years and if the classroom teacher or principal receives an ineffective composite or overall rating in the final year of the probationary period he or she shall not be eligible for tenure at that time."

- 22. Laura Neubauer**  
 Position: **Teaching Assistant**  
 Tenure Area: Teaching Assistant  
 Probationary Period: September 8, 2015 through September 7, 2019\*
- 23. Jessica Patykula**  
 Position: **Teaching Assistant**  
 Tenure Area: Teaching Assistant  
 Probationary Period: September 8, 2015 through September 7, 2019\*
- 24. Melissa Swan**  
 Position: **Teacher, Special Education**  
 Tenure Area: Education of Children with Handicapping Conditions –  
 General Special Education  
 Probationary Period: September 8, 2015 through September 7, 2019\*
- 25. Elizabeth Isaacs**  
 Position: **Teacher, English Language Arts**  
 Tenure Area: English  
 Probationary Period: September 8, 2015 through September 7, 2019\*
- 26. Ashley Crozier**  
 Position: **Teaching Assistant**  
 Tenure Area: Teaching Assistant  
 Probationary Period: September 8, 2015 through September 7, 2019\*
- 27. Lia Apenowich**  
 Position: **Teaching Assistant**  
 Tenure Area: Teaching Assistant  
 Probationary Period: September 8, 2015 through September 7, 2019\*
- 28. Carrie Robinson**  
 Position: **Teaching Assistant**  
 Tenure Area: Teaching Assistant  
 Probationary Period: September 17, 2015 through September 16, 2019\*

---

\*"To the extent required by the applicable provisions of Education Law section 3014, in order to be granted tenure, the classroom teacher or principal shall have received composite or overall annual professional performance review ratings pursuant to Education Law section 3012-c and/or 3012-d of either effective or highly effective in at least three of the four preceding years and if the classroom teacher or principal receives an ineffective composite or overall rating in the final year of the probationary period he or she shall not be eligible for tenure at that time."

- 29. Lori Krelie**  
 Position: **Staff Development Coordinator**  
 Tenure Area: **Staff Development Coordinator**  
 Probationary Period: **September 18, 2015 through September 17, 2019\***
- 30. Molly Morgan**  
 Position: **Teaching Assistant**  
 Tenure Area: **Teaching Assistant**  
 Probationary Period: **September 25, 2015 through September 24, 2019\***
- 31. Kelly Rountree**  
 Position: **Teaching Assistant**  
 Tenure Area: **Teaching Assistant**  
 Probationary Period: **September 25, 2015 through September 24, 2019\***
- 32. Jonathan Stocum**  
 Position: **Teaching Assistant**  
 Tenure Area: **Teaching Assistant**  
 Probationary Period: **September 29, 2015 through September 28, 2019\***
- 33. Abigail Surosky**  
 Position: **School Social Worker**  
 Tenure Area: **School Social Worker**  
 Probationary Period: **September 30, 2015 through September 29, 2019\***
- 34. Ryan Kuhn**  
 Position: **Teacher, Special Education**  
 Tenure Area: **Education of Children with Handicapping Conditions –  
 General Special Education**  
 Probationary Period: **October 2, 2015 through October 1, 2019\***
- 35. Tina Blaser**  
 Position: **Teaching Assistant**  
 Tenure Area: **Teaching Assistant**  
 Probationary Period: **October 2, 2015 through October 1, 2019\***

---

\*"To the extent required by the applicable provisions of Education Law section 3014, in order to be granted tenure, the classroom teacher or principal shall have received composite or overall annual professional performance review ratings pursuant to Education Law section 3012-c and/or 3012-d of either effective or highly effective in at least three of the four preceding years and if the classroom teacher or principal receives an ineffective composite or overall rating in the final year of the probationary period he or she shall not be eligible for tenure at that time."

- 36. Kathryn Wood**  
 Position: **Teacher, Special Education**  
 Tenure Area: Education of Children with Handicapping Conditions – General Special Education  
 Probationary Period: October 6, 2015 through October 5, 2019\*
- 37. Abigail Donegan**  
 Position: **Teaching Assistant**  
 Tenure Area: Teaching Assistant  
 Probationary Period: October 6, 2015 through October 5, 2019\*
- 38. Stacy Saglibene**  
 Position: **Director of Special Education and Itinerant Services**  
 Tenure Area: Director of Special Education and Itinerant Services  
 Probationary Period: October 7, 2015 through October 6, 2019\*
- 39. Laura Wadsworth**  
 Position: **School Social Worker**  
 Tenure Area: School Social Worker  
 Probationary Period: October 19, 2015 through October 18, 2019\*
- 40. Ashley Hutten**  
 Position: **Teaching Assistant**  
 Tenure Area: Teaching Assistant  
 Probationary Period: October 27, 2015 through October 26, 2019\*
- 41. Jesse Ferris**  
 Position: **Principal of Special Education**  
 Tenure Area: Principal of Special Education  
 Probationary Period: December 30, 2015 through December 29, 2019\*

**K. Civil Service Permanent Appointments**, due to successful completion of Probationary Period, no change in salary.

- 1. Meachele Manchester**  
 Position: **Grant Writing Supervisor**  
 Permanent Date: January 6, 2016

---

\*"To the extent required by the applicable provisions of Education Law section 3014, in order to be granted tenure, the classroom teacher or principal shall have received composite or overall annual professional performance review ratings pursuant to Education Law section 3012-c and/or 3012-d of either effective or highly effective in at least three of the four preceding years and if the classroom teacher or principal receives an ineffective composite or overall rating in the final year of the probationary period he or she shall not be eligible for tenure at that time."

2. **Sara Courson**  
 Position: **Education Grant Specialist**  
 Permanent Date: **January 6, 2016**
3. **Fiona O'Connor**  
 Position: **Education Grant Specialist**  
 Permanent Date: **January 7, 2016**
4. **Kyle Ackland**  
 Position: **Computer Service Coordinator**  
 Permanent Date: **January 26, 2016**

L. **Tenure Appointment**, due to successful completion of Probationary Period, no change in salary

1. **Tammy Wood**  
 Position: **Teaching Assistant**  
 Tenure Area: **Teaching Assistant**  
 Effective Date of Tenure: **February 1, 2016**  
 Certification Status: **Level 3, Teaching Assistant, February 1, 2014**
2. **Jacqueline Cruttenden**  
 Position: **Teaching Assistant**  
 Tenure Area: **Teaching Assistant**  
 Effective Date of Tenure: **February 1, 2016**  
 Certification Status: **Level 3, Teaching Assistant, December 31, 2013**

M. **Creation of Positions**

1. **Transition Grant Project Coordinator**, one full-time (1.0 FTE), 12 month, **Temporary** position, effective November 2, 2015 through July 31, 2018, due to temporary increase in Grant funding.
2. **Teaching Assistant**, one full-time (1.0 FTE), 10 month, school calendar position, effective January 4, 2016, due to the increase in districts' requests for services.
3. **Principal – Pathways in Technology (P-Tech)**, one full-time (1.0 FTE), 12 month position, effective January 4, 2016, due to the increase in districts' requests for services.
4. **Assistant Principal - CTE**, one full-time (1.0 FTE), 12 month position, effective January 4, 2016, due to the reorganization of duties.
5. **Teacher Aide**, one full-time (1.0 FTE), 10 month, school calendar position, effective January 4, 2016, due to the increase in districts' requests for services.

6. **Staff Development Coordinator**, one full-time (1.0 FTE), 12 month position, effective January 4, 2016, due to the increase in districts' requests for services.

**N. Change in Administrative Title**, no change in Tenure Area, Probationary Period, or Salary

1. **Stephanie Stephens**

Position: from Principal of Special Education to **Transition Grant Project Coordinator**, full-time (1.0 FTE), 12 month position, **Temporary** appointment  
Effective: November 2, 2015 through July 31, 2018  
Location: Dormann Library, Bath  
Education: Certificate of Advanced Studies, Educational Administration, SUNY Brockport  
Tenure Area: continuing in the Tenure Area of Principal of Special Education  
Certification: School District Leader, Professional, March 13, 2014  
Probationary Period: December 1, 2014 through November 30, 2017  
Experience: 16 years' teaching experience  
Salary: \$78,540.00 per year, prorated  
Reason for Appt: due the temporary increase in Grant funding

**O. Appointments**

1. **Virginia Hatfield**

Position: **Account Clerk**, full-time (1.0 FTE), 12 month position, Competitive Civil Service, **Contingent Permanent** appointment, Civil Service List # DCAC1115  
Effective: December 28, 2015  
Location: Bush Education Center  
Education: High School Diploma, Elmira Heights CSD  
Probationary Period: December 28, 2015 through December 27, 2016  
Experience: 13 years' related experience  
Salary: \$15.06 per hour (grade 5, step 4)  
Reason for Appt: due to a voluntary internal transfer/promotion, pending Civil Service Exam

2. **Patti Striley**

Position: **Senior Account Clerk**, full-time (1.0 FTE), 12 month position, Competitive Civil Service, **Provisional** appointment, pending Civil Service exam  
Effective: December 28, 2015  
Location: Bush Education Center  
Education: High School Diploma, Tioga CSD  
Experience: 5 years' related experience with GST BOCES

Salary: \$16.38 per hour (grade 9, step 5)  
Reason for Appt: due to a voluntary internal transfer

**3. Jeremy Wheeler**

Position: **Principal – Pathways in Technology (P-Tech)**, full-time (1.0 FTE), 12 month position, **Probationary** appointment  
Effective: January 4, 2016  
Location: Corning Community College  
Education: Certificate of Advanced Study, School Administrative Supervisor, SUNY Brockport  
Tenure Area: Principal – Pathways in Technology (P-Tech)  
Certification: Professional, School District Leader, September 1, 2010  
Probationary Period: January 4, 2016 through January 3, 2020\*  
Experience: 5 years' administrative experience  
Salary: \$90,000.00 per year, prorated  
Reason for Appt: due to the increase in districts' requests for services

**4. Kasi Washburn**

Position: **Assistant Principal (CTE)**, full-time (1.0 FTE), 12 month position, **Probationary** appointment  
Effective: January 6, 2016  
Location: Wildwood Education Center  
Education: Master of Science, Educational Leadership, St. Bonaventure University  
Tenure Area: Assistant Principal (CTE)  
Certification: Professional, School District Leader, September 1, 2012  
Probationary Period: January 6, 2016 through January 5, 2020\*  
Experience: 2 years' experience  
Salary: \$73,500.00 per year, prorated  
Reason for Appt: due to the reorganization of duties

**5. Heather Hoyer**

Position: **Teaching Assistant**, full-time (1.0 FTE), 10 month, school calendar position, **Probationary** appointment  
Effective: January 4, 2016  
Location: Wildwood Education Center

---

\*"To the extent required by the applicable provisions of Education Law section 3014, in order to be granted tenure, the classroom teacher or principal shall have received composite or overall annual professional performance review ratings pursuant to Education Law section 3012-c and/or 3012-d of either effective or highly effective in at least three of the four preceding years and if the classroom teacher or principal receives an ineffective composite or overall rating in the final year of the probationary period he or she shall not be eligible for tenure at that time."

Education: Master of Science, Education, Walden University  
 Tenure Area: Teaching Assistant  
 Certification: Permanent, Special Education, September 1, 2007  
 Probationary Period: January 4, 2016 through January 3, 2020\*  
 Experience: substituting  
 Salary: \$32,995.00 per year, prorated (step 1 + Credit Hour Stipend + Degree Stipend + Certification Stipend)  
 Reason for Appt: due to the increase in districts' requests for services

**6. Elizabeth McIntosh**

Position: **Staff Development Coordinator**, full-time (1.0 FTE), 12 month position, **Probationary** appointment  
 Effective: January 6, 2016  
 Location: Elmira CSD and Corning-Painted Post CSD  
 Education: Certificate of Advanced Study, School Administrative Supervisor, SUNY Cortland  
 Tenure Area: Staff Development Coordinator  
 Certification: Permanent, School District Administrator, September 1, 2006  
 Probationary Period: January 6, 2016 through January 5, 2020\*  
 Experience: no administrative experience  
 Salary: \$65,000.00 per year, prorated  
 Reason for Appt: due to the increase in districts' requests for services

**7. Kyle Colunio**

Position: **Instructional Support Specialist**, full-time (1.0 FTE), 12 month position, **Temporary** appointment, pending completion of certification requirements  
 Effective: February 8, 2016  
 Location: Elmira CSD and Spencer Van Etten CSD  
 Education: Master of Science, General Education, Elmira College  
 Tenure Area: Instructional Support Services in the Integration of Technology into Instructional Practices  
 Certification: Professional, Childhood Education (grades 1-6), September 1, 2009  
 Probationary Period: February 8, 2016 through February 7, 2020\*  
 Experience: 11 years' teaching experience  
 Salary: \$57,000.00 per year, prorated  
 Reason for Appt: due to a voluntary internal transfer

---

\*"To the extent required by the applicable provisions of Education Law section 3014, in order to be granted tenure, the classroom teacher or principal shall have received composite or overall annual professional performance review ratings pursuant to Education Law section 3012-c and/or 3012-d of either effective or highly effective in at least three of the four preceding years and if the classroom teacher or principal receives an ineffective composite or overall rating in the final year of the probationary period he or she shall not be eligible for tenure at that time."

8. **Sue Byron**  
 Position: **Teacher Aide**, full-time (1.0 FTE), 10 month, school calendar position, Non-Competitive Civil Service, **Probationary** appointment  
 Effective: January 4, 2016  
 Location: Savona Elementary School, Campbell-Savona CSD  
 Education: Associate in Applied Science, Corning Community College  
 Probationary Period: January 4, 2016 through March 13, 2017  
 Experience: substitution  
 Salary: \$9.00 per hour  
 Reason for Appt: due to the increase in districts' requests for services
9. **Jennifer Page**  
 Position: **Program Assistant**, full-time (1.0 FTE), 12 month position, Competitive Civil Service, **Provisional** appointment, pending Civil Service exam  
 Effective: January 19, 2016  
 Location: Coopers Education Center  
 Education: Bachelor of Science, Business Administration, Mansfield University  
 Experience: 9 years of part-time experience with Career Education Resources  
 Salary: \$15.88 per hour (grade 9, step 3)  
 Reason for Appt: due to a retirement
10. **Timothy Reed**  
 Position: **Cleaner**, full-time (1.0 FTE), 12 month position, Civil Service Labor class, **Probationary** appointment  
 Effective: December 28, 2015  
 Location: Bush Education Center  
 Education: High School Diploma, Horseheads CSD  
 Probationary Period: December 28, 2015 through December 27, 2016  
 Experience: 23 years' related experience  
 Salary: \$13.86 per hour (grade 1, step 4)  
 Reason for Appt: due to a voluntary internal transfer

**P. Temporary Appointments**

1. **Timothy McCawley**  
 Position: **Teaching Assistant**, full-time (1.0 FTE), 10 month, school calendar position, **Temporary** appointment, pending the completion of certification requirements  
 Effective: December 17, 2015 through June 23, 2016  
 Location: Bush Education Center  
 Education: Bachelor of Science, Criminal Justice, SUNY Brockport

Certification: Not certified, Teaching Assistant, Level 1 required  
Experience: no related experience  
Salary: \$25,154.00 per year, prorated (step 1)  
Reason for Appt: due to a resignation

**2. Ryan Anderson**

Position: **Teaching Assistant**, full-time (1.0 FTE), 10 month, school calendar position, **Temporary** appointment, pending the completion of certification requirements  
Effective: January 4, 2016 through June 23, 2016  
Location: Bush Education Center  
Education: Bachelor of Professional Studies, Business Management Baking and Pastry, Culinary Institute of America  
Certification: Not certified, Teaching Assistant, Level 1 required  
Experience: substitution and 1 year Bakery experience  
Salary: \$25,154.00 per year, prorated (step 1)  
Reason for Appt: due to a discontinuation of employment

**Q. Annual Appointments**

1. **Skills USA Advisors**, Stipend of \$1,258.00 each, effective September 8, 2015 through June 23, 2016
  - a. **Coopers Education Center**
    1. **Jody Andrus**

## REPORT OF TEMPORARY AND SUBSTITUTE PERSONNEL

### Substitute Appointments

<u>Name</u>	<u>Position</u>	<u>Rate</u>	<u>Effective Date</u>	<u>End Date***</u>
Bailey, Kathryn	Teaching Assistant	\$65.00/Day	10/02/2015	
Giglio, Laura	Teacher	\$65.00/Day	12/18/2015	
Giglio, Laura	Teaching Assistant	\$65.00/Day	12/18/2015	
Hoose-Saukas, Patrick	Teacher Aide	\$8.75/Hour	12/07/2015	
Peters, Hal (Scott)	Cleaner	\$20.00/Hour	12/14/2015	
Robinson, Dalton	Teaching Assistant	\$65.00/Day	11/04/2015	
Rose, Ashley	Teacher Aide	\$8.75/Hour	11/30/2015	
Bates, Denise	Teacher	\$65.00/Day	01/18/2016	
Bates, Denise	Teaching Assistant	\$65.00/Day	01/18/2016	
Bates, Denise	Teacher Aide	\$9.00/Hour	01/18/2016	
Bates, Denise	Clerical	\$9.00/Hour	01/18/2016	

### Temporary Appointments

<u>Name</u>	<u>Position</u>	<u>Rate</u>	<u>Effective Date</u>	<u>End Date</u>
Hunt-Noteware, Kristin	Workshop Facilitator	\$45.00/Hour	10/28/2015	

### Internships/Student Teachers/Field Experience

<u>Name</u>	<u>Position</u>	<u>Rate</u>	<u>Effective Date</u>	<u>End Date</u>
Kerr, Michael	Student Intern - Career Development Council	Unpaid	12/09/2015	06/30/2016

### Curriculum Workshop - 07/01/2015 to 06/30/2016

<u>Name</u>	<u>Rate</u>
Carretto, Katherine	\$17.50/Hour
Culver, Seth	\$17.50/Hour
Jaynes, Angela	\$17.50/Hour
Luongo, Sierra	\$17.50/Hour
McIntosh, Stacy	\$17.50/Hour
Osborne, Sarah	\$17.50/Hour
Rice, Stacey	\$12.50/Hour
Tietje, Julie	\$17.50/Hour

\*\*\*No end date indicates position is ongoing



**REQUEST FOR FIELD TRIP APPROVAL**

Date: 9/22/14

***This request should be filed in the Principal's/Supervisor's office at least four (4) weeks in advance of the date of the trip to provide time to make arrangements for transportation, lodging, chaperone(s), etc., and for Board of Education approval, if required. Parents must be notified of all field trips. Field trips are considered a part of the educational curriculum. Therefore, excluding a student from participating in a field trip requires prior approval from a Supervisor.***

\*\*\*\*\*

ACE

Teacher: Louise Paul, ACE Coordinator  
Work Bush, Bldg. 10  
Location:

Program:

Telephone #: Cell 731-9270

Trip Dates: From: 4/2/2016

To: 4/3/2016

Destination: New York City

**Specify** Pick Up Hornell/Bath/Horseheads  
Location:

Start Time: 5 : 00  AM  PM

Drop Off Location: Metropolitan Museum of Art, NYC

Return Time: Midnight or later  PM  AM

Number of Students: 110

Number of Chaperones: 10-15

Educational Objectives: Exposure to urban art & architecture and ethnic foods, music

List Activities: Metropolitan Museum of Art plus other activities planned by each ACE language teacher

Transportation Arrangements:

Charter bus  School bus  Handicap bus  
    \_\_\_ # of Wheelchair students

Other, describe: If traveling with another class, please list class(es) traveling together.)

Bus Driver's Name: Not known

Lodging Arrangements: none

Request for Field Trip Form  
(2<sup>nd</sup> page of 3 pages)

**Column A – Estimated Cost**  
(Complete this column at time of request)

Admission Fee	0
Transportation (specify)	<u>5,300(Covered Wagon)</u>
Meals	\$20 (ACE Coordinator)
Lodging	0
Other (specify)	_____
<b>TOTAL ESTIMATED COST:</b>	<b><u>\$5,320</u></b>

**Column B – Actual Cost**  
(Complete this column for reimbursement -  
ATTACH ALL RECEIPTS)

Admission Fee	_____
Transportation (specify)	_____
Meals	_____
Lodging	_____
Other (specify)	_____
<b>TOTAL ACTUAL COST:</b>	<b><u>\$0.00</u></b>

Funding Source: Cost of the bus will be offset by student payments from component districts participating in the ACE trip.

**Administrative Authorization:**

SIGNATURE: \_\_\_\_\_ DATE:    /   /     
Principal/Supervisor

SIGNATURE: C. Neuman DATE: 12/2/15  
Director

Board of Education Approval Date:    /   /     
(If out-of-state and/or use of chartered bus  
is requested)



**REQUEST FOR FIELD TRIP APPROVAL**

Date: 12-9-15

***This request should be filed in the Principal's/Supervisor's office at least four (4) weeks in advance of the date of the trip to provide time to make arrangements for transportation, lodging, chaperone(s), etc., and for Board of Education approval, if required. Parents must be notified of all field trips. Field trips are considered a part of the educational curriculum. Therefore, excluding a student from participating in a field trip requires prior approval from a Supervisor.***

\* \* \* \* \*

Teacher: Jim DeKoeper  
Work

Program: Auto Tech

Location: Coopers Bldg 1

Telephone #: 2227

Trip Dates: From: 2/12/16

To: 2/12/16

Destination: Antique Auto Club of America Museum, 161 Museum Dr, Hershey, PA 17033

**Specify** Pick Up Location: Coopers Bldg #1

Start Time: 7:00  AM  PM

Drop Off Location: Coopers Bldg #1

Return Time: 10:00 aprox  PM  AM

Number of Students: 30

Number of Chaperones: 4

**Educational Objectives: Learning about the history of the automobile through the years and comparing the differences in car companies. Students will incorporate research and writing skills into their CTE program career interest.**

**List Activities: Tour of museum and learn about the history of the automobile from the museum staff and resources. Students will choose an automobile to research and write a report. Hershey Chocolate World tour on the way to the museum.**

**Transportation Arrangements:**

- Charter bus
- School bus [X]
- Handicap bus
- \_\_\_ # of Wheelchair students

X Other, describe: \_\_\_\_\_  
(If traveling with another class, please list class(es) traveling together.)

Bus Driver's Name: \_\_\_\_\_

Lodging Arrangements: \_\_\_\_\_

Request for Field Trip Form  
(2<sup>nd</sup> page of 3 pages)

<u>Column A – Estimated Cost</u> (Complete this column at time of request)		<u>Column B – Actual Cost</u> (Complete this column for reimbursement - ATTACH ALL RECEIPTS)	
Admission Fee	<u>170.00 (30 students and 4 adults at \$5)</u>	Admission Fee	_____
Transportation (specify)	<u>To be determined</u>	Transportation (specify)	_____
Meals	_____	Meals	_____
Lodging	_____	Lodging	_____
Other (specify)	<u>\$40.00 (tour guides)</u>	Other (specify)	_____
<b>TOTAL ESTIMATED COST:</b>	<u>\$210 plus transportation</u>	<b>TOTAL ACTUAL COST:</b>	<u>\$0.00</u>

Funding Source: Eligible for Perkins Grant funds.

Administrative Authorization:

SIGNATURE:  
Principal/Supervisor  
(Director should also initial)



DATE: 12/9/15

SIGNATURE:  
Ass't Superintendent for  
Instruction:



DATE: 12/16/15

Board of Education Approval Date:  
(If out-of-state and/or use of chartered bus is  
requested)

  /  /

**Request for Field Trip Form  
(3<sup>rd</sup> page of 3 pages)**

**Person(s) Responsible:** Jim DeKoyer

**Name of Participants:**

- |   |           |
|---|-----------|
| 1. <u>Junior and Senior Class – 30 students</u> | 8. _____  |
| 2. _____  | 9. _____  |
| 3. _____  | 10. _____ |
| 4. _____  | 11. _____ |
| 5. _____  | 12. _____ |
| 6. _____  | 13. _____ |
| 7. _____  | 14. _____ |

**List name(s) of person(s) who will remain at the program site:**

**Person(s) Responsible:** \_\_\_\_\_

- |          |           |
|----------|-----------|
| 1. _____ | 7. _____  |
| 2. _____ | 8. _____  |
| 3. _____ | 9. _____  |
| 4. _____ | 10. _____ |
| 5. _____ | 11. _____ |
| 6. _____ | 12. _____ |



**REQUEST FOR FIELD TRIP APPROVAL**

Date: 12/7/15

***This request should be filed in the Principal's/Supervisor's office at least four (4) weeks in advance of the date of the trip to provide time to make arrangements for transportation, lodging, chaperone(s), etc., and for Board of Education approval, if required. Parents must be notified of all field trips. Field trips are considered a part of the educational curriculum. Therefore, excluding a student from participating in a field trip requires prior approval from a Supervisor.***

\*\*\*\*\*

Teacher: Jody Andrus  
Work

Program: Skills USA

Location: Coopers

Telephone #: 6076542243

Trip Dates: From: 4/27/2015

To: 4/29/2015

Destination: Syracuse NY

**Specify** Pick Up Location: Wildwood, Coopers, Bush Campuses

Start Time: 9 : 0  AM  PM

Drop Off Location: Wildwood, Coopers, Bush Campuses

Return Time: 2 : 30  PM  AM

Number of Students: 165

Number of Chaperones: 15

Educational Objectives: Skills USA State Competition

List Activities: Competition, Award Ceremony

**Transportation Arrangements:**

Charter bus

School bus

Handicap bus

Other, describe: \_\_\_\_\_

(If traveling with another class, please list class(es) traveling together.)

\_\_\_ # of Wheelchair students

Bus Driver's Name: Unknown at this time

Lodging Arrangements: Unknown at this time, made by Skills USA.

Request for Field Trip Form  
(2<sup>nd</sup> page of 3 pages)

**Column A – Estimated Cost**  
(Complete this column at time of request)

Admission Fee	_____
Transportation (specify)	<u>6735</u>
Meals	<u>0</u>
Lodging	<u>4550</u>
Other (specify)	_____
<b>TOTAL ESTIMATED COST:</b>	<b><u>\$11,285.00</u></b>

**Column B – Actual Cost**  
(Complete this column for reimbursement -  
ATTACH ALL RECEIPTS)

Admission Fee	_____
Transportation (specify)	_____
Meals	_____
Lodging	_____
Other (specify)	_____
<b>TOTAL ACTUAL COST:</b>	<b><u>\$0.00</u></b>

Funding Source: Students will pay through Skills USA Club  
Chaparones paid by GST BOCES. Lodging amount above includes Hotel, meals, any fees for 15  
people.

**Administrative Authorization:**

SIGNATURE:  
Principal/Supervisor

*Calvin D. ...*

DATE: 12/15/15

SIGNATURE:  
Director

*C. Neum*

DATE: 12/22/15

Board of Education Approval Date:  
(If out-of-state and/or use of chartered bus  
is requested)

\_\_\_\_/\_\_\_\_/\_\_\_\_

Request for Field Trip Form  
(3<sup>rd</sup> page of 3 pages)

Person(s) Responsible: Dale Robie, Jody Andrus, Bert Beebe, Brian McDonnell, Sam Gauss, Joyce Matthews, Gary Acker, Andrew Dennis, Courtney Post, Kim Austin, Amy Warner, Amy Limoncelli, LuAnn Semski, Bill Hansell, Raphael Tanzini

Name of Participants:

- |                                |           |
|--------------------------------|-----------|
| 1. <u>Unknown at this time</u> | 8. _____  |
| 2. _____                       | 9. _____  |
| 3. _____                       | 10. _____ |
| 4. _____                       | 11. _____ |
| 5. _____                       | 12. _____ |
| 6. _____                       | 13. _____ |
| 7. _____                       | 14. _____ |

List name(s) of person(s) who will remain at the program site:

Person(s) Responsible: Subs will be needed

- |                                |           |
|--------------------------------|-----------|
| 1. <u>Unknown at this time</u> | 7. _____  |
| 2. _____                       | 8. _____  |
| 3. _____                       | 9. _____  |
| 4. _____                       | 10. _____ |
| 5. _____                       | 11. _____ |
| 6. _____                       | 12. _____ |